

T20J AERIAL WORK PLATFORM PARTS CATALOG



LINGONG GROUP JINAN HEAVY MACHINERY CO., LTD.

Spare parts and services

For the owner of the machines of LGMG, only the spare parts and services of LGMG can make your machine to better maintain the original features.

Only LGMG is able to provide you with the perfect match of pure quality spare parts for your machine and knowledge of professional maintenance staff. Only in this way it can ensure sustainable high productivity and longer service life.

T20J AERIAL WORK PLATFORM PARTS CATALOG

2014-11 Version 1 Printed 1

LINGONG GROUP JINAN HEAVY MACHINERY CO., LTD.

Add: Zhongrun Century Square, No. 13777, Jingshi Road, Lixia, Jinan, Shandong, P.R. China

Tel: 86-0531-81663345

Fax: 86-0531-81666853

Web: WWW.LGMG.COM.CN

FOREWORD

This parts catalog of T20J aerial work platform is made for the convenience of users to use, repair and maintain the machine, which can be referred in the process of using. It can also help the users to be familiar with the structure and assembly relation of the machine. Parts of the engine are showed in details in its structure handbook, which are no longer contained in the catalog.

The catalog identifies drawings and assembly relations of different parts according to the system. Components which can not be taken apart, such as welding parts or riveted assemblies, are marked only by their code without the list of their consisting parts. The list in the catalog is arranged in Chinese and English.

This catalog is based on the T20J standard product, which can be a reference for the other nonstandard products, for more information, please consult LGMG, the local dealer or LinGong website. With the advancement of technology, we will keep on improving the product, so some content in the catalog may be inconsistent with the future products, which will not notice the users. When ordering the spare parts, please be kindly inform us the manufacturing date and serial number of the machine.

THE COMPILER
2013.6

CONTENTS

A. Diesel engine system	BoM Reference	Page
Engine assembly	A0100-2501000915.S1D	12
Engine bracket system	A0100-2501000917.S1C	14
Intake system	A0100-2501000918.S1B	18
Radiator assembly	A0100-2501000919.S1B	20
Engine drive system	A0100-2501000920.S1A	22
Fuel system	A0100-2501001940.S1D	24
Engine pallet welding	A0100-2501001437.S1A	28
Tray lock assembly	A0100-2501001941.S-	30
Assembly	A0103-2529000289.S	32
Filter	A0100-4110001498	34
Fuel water separator assembly	A0100-4110702736	36
Fuel tank assembly	A0200-2502000147.S1D	38
Fuel tank	A0200-4110703662	40
Radiator assembly	A0300-2503000030.S	42
Oil cooler	A0300-4120001443	44
Radiator	A0101-4110702734	46
B. Axle system	BoM Reference	Page
Front axle	B0400-2504000079.S1C1	50
Rear axle	B0500-2505000025.S1E	54

D. Chassis system	BoM Reference	Page
Chassis	D0700-2516000201.S1C	58
E. Brake system	BoM Reference	Page
Service brake assembly	E1100-2506000133.S	62
Filter	E1101-4120703939	68
Valve	E1101-4120705252	70
Filter	E1101-4120703941	72
H. Swing system	BoM Reference	Page
Turntable assembly	H1400-2523000555.S1B1	76
Assembly	H1400-2523000553.S	80
Swing system	H1500-2525000005.S1C	82
Counter weight assembly	H1600-2528000157.S1A	84
I. Cover accessory	BoM Reference	Page
Cover assembly	I1700-2529000600.S1B	88
Left hood assembly	I1700-2529001151.S1A	90
Right hood assembly	I1700-2529001156.S1A	92
J. Boom system	BoM Reference	Page
Boom assembly	J1800-2522001060.S	96

Connecting rod assembly	J1802-2522000247.S1A	100
Right connecting bar assembly	J1805-2522000264.S	102
Left connecting bar assembly	J1803-2522000258	104
Boom assembly	J1800-2522001061.S	106
Telescopic system assembly	J1809-2522000202.S1E	108
Bracket assembly	J1811-2522000209.S1D-G1	112
Levelling bracket assembly	J1804-2522000239.S1A	114
Primary boom assembly	J1800-2522001062.S2B	116
Cover assembly	J1800-2522001160.S1A	120
Cover assembly	J1800-2522001166.S1A	122
Cover assembly	J1800-2522001168.S1A	124
Upper dust-proof assembly of base boom	J1800-2522001163.S1A	126
Second boom assembly	J1800-2522001086.S1C	128
Cover assembly	J1800-2522001171.S1A	132
Cover assembly	J1800-2522001176.S1A	134
Cover assembly	J1800-2522001178.S1A	136
Cover assembly	J1800-2522001174.S1A	138
Third boom assembly	J1800-2522001106.S1D	140
Jib assembly	J2401-2527000005.S1C-G1	142
Connrcting rod head assemble	J2401-2527000006.S	146
Drag chain system	J2000-2524000195.S1B	148
Assembly	J2000-2524000255.S	150

Drag chain assemble	J2000-4110702507	152
---------------------	------------------	-----

K. Platform assembly	BoM Reference	Page
Platform assembly	K2101-2521004169.S	156
Assembly	K2100-2521004048.S1C-G1	158
Platform delivery assembly	K2100-2521005712.S	162
U-shaped lifting cross bar assembly	K2100-2521003957.S	164

L. Hydraulic system	BoM Reference	Page
Transmission hydraulic system	L0700-2507000686.S	168
Up driver system	L2301-2507000687.S1C	170
Valve	L2401-4120704651	172
Under driver system	L2302-2507000618.S1C	174
Driver pump	L2300-4120001425	178
Hydraulic tank assembly	L2200-2510000310.S	186
Oil tank	L2200-2510000311.S3B	188
Air filter assembly	L2201-4120001427	192
Hydraulic lifting system	L2400-2508000065.S1D1	194
Valve	L2400-4120001549	198
Extend cylinder	L2402-4120703424	200
Balance valve assembly	L2400-4120703555	202
Cylinder	L2400-4120706401	204

Hydraulic rotating system	L2500-2509000106.S1F	208
Hydraulic rotarycoupler system	L2500-2509000057.S	214
Auxiliary hydraulic power	L2501-4120709047	216
Cylinder	L2500-4120706406	218
Pump	L2700-4120705896	220
Hydraulic	L2500-4120704659	222
Oscillate system	L2600-2511000059.S1A	224
Cylinder	L2600-4120704767	226
Valve	L2600-4120705253	228
Hydraulicplatform assembly	L2700-2512000007.S1B1	230
Valve	L2700-4120703556	234
Double-position six-way valve	L2400-4120704392	236
Cylinder	L2700-4120706404	238

M. Electric system	BoM Reference	Page
Box	M3000-2531000393.S2C	244
Liftguard	M3200-2521005068.S	250
Anti-crushing rod assembly	M3200-2521004246.S1B	254
Electricity assembly system	M3200-2533000370.S3E	256
Platform control system assembly	M3100-2531001306.S1B	260
Assembly	M3100-2531001482.S2B	264
Platform power supply assembly	M3300-2533001261.S1A	266

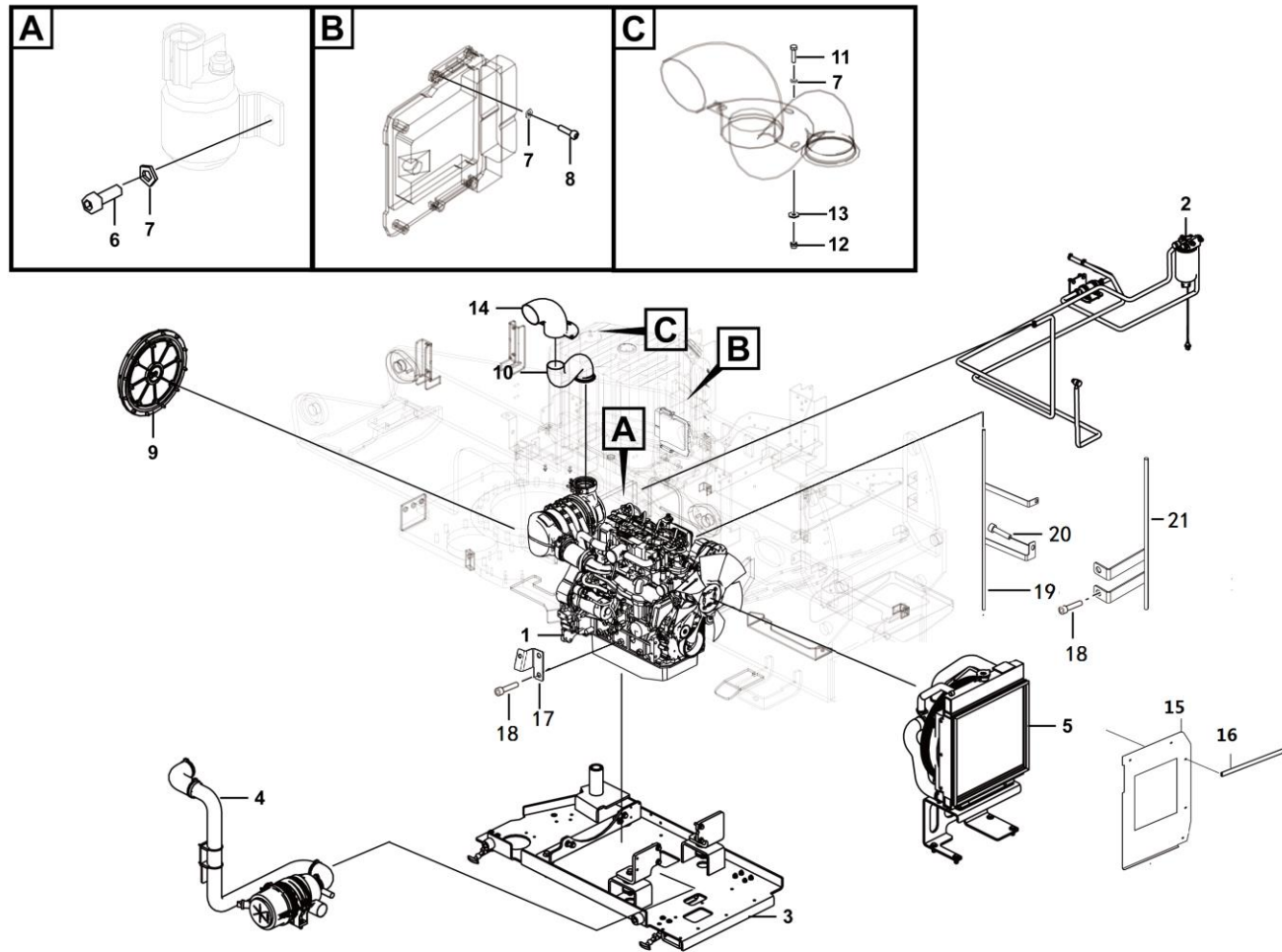


A
DIESEL ENGINE SYSTEM



LINGONG GROUP JINAN HEAVY MACHINERY CO., LTD.

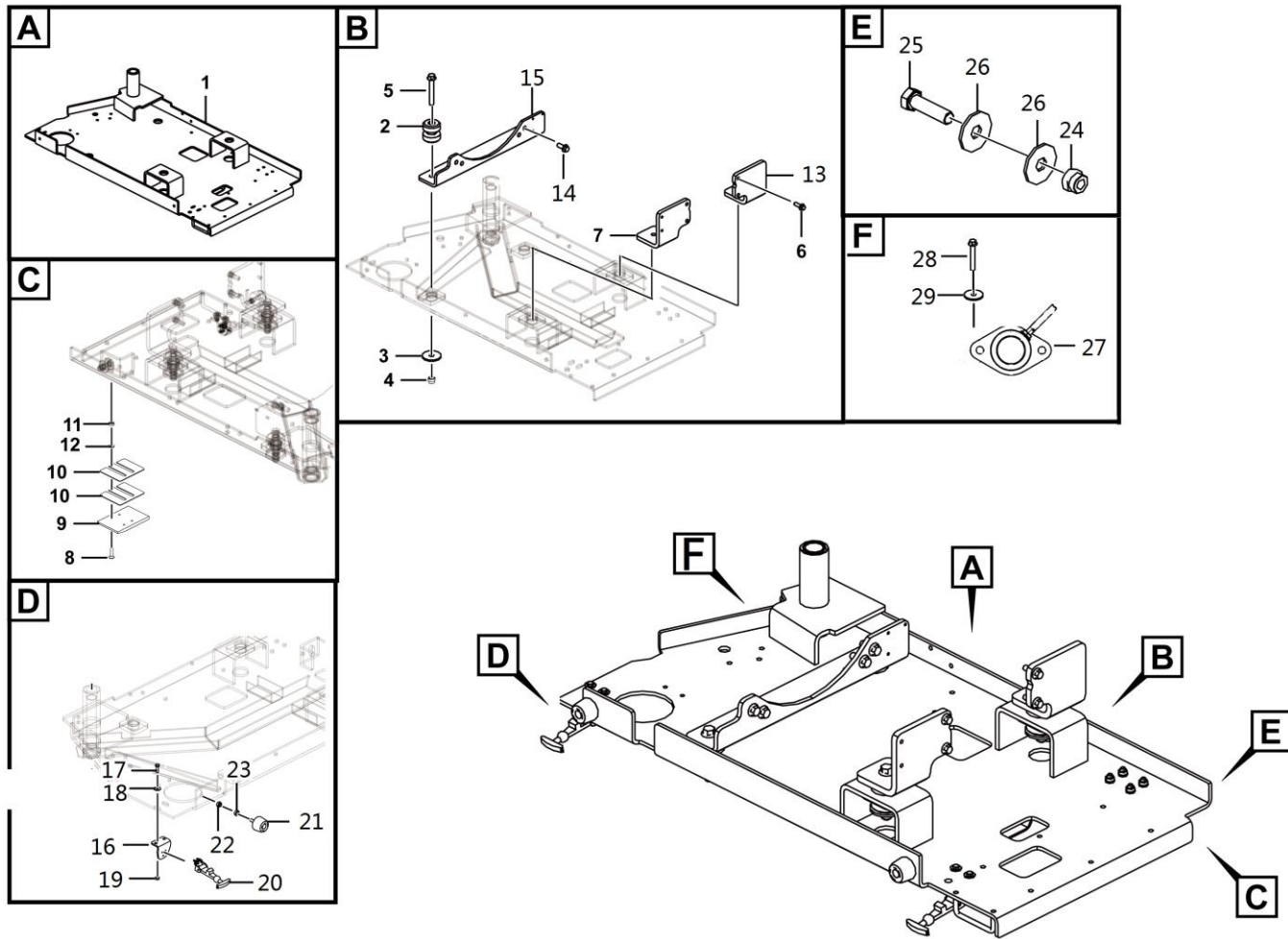
Engine assembly



Key	Part No.	Description	Spare parts Y/N	Qty	Remarks
1	4110702713	Engine assembly d2.9l4	Y	1	
2	25010019401	Engine fuel supply system	Y	1	
3	25010009171	Engine mount system	Y	1	
4	25010009181	Engine intake system	Y	1	
5	25010009191	Engine cooling system	Y	1	
6	4014010389	Screw gb70.1-m6*16flznyc-8.8	N	2	
7	4015010284	Washer gb97.1-6flznyc-480	Y	6	
8	4014010132	Screw gb70.1-m6*20flznyc-8.8-480	Y	4	
9	25010009201	Engine transmission system	Y	1	
10	25010009211	Exhaust pipe, engine	Y	1	
11	4011010743	Bolt gb5783-m8*25flznyc-8.8-480	Y	3	
12	4013010297	Nut gb889.1-m8flznyc-8-480	Y	3	
13	4015010289	Washer gb96.1-8flznyc-480	Y	6	
14	25010014991	Weldment, upper tail pipe, engine	Y	1	
15	25280001972	Forming (stamping, etc.), right adjusting plate	Y	1	
16	25280001021	Clamp rubber strip	Y	1	
17	25010017342	Forming (stamping, etc.), starter wiring bracket, starter harness fixing bracket	Y	1	
18	4011011106	Bolt gb16674-m12*20flznyc-8.8-480	Y	1	
19	25010017722	Welding, alternator wiring bracket, alternator harness fixing bracket	Y	1	
20	4011011062	Bolt gb16674-m8*12flznyc-8.8-480	Y	1	
21	25010013022	Welding, starter wiring bracket, starter harness fixing bracket	Y	1	

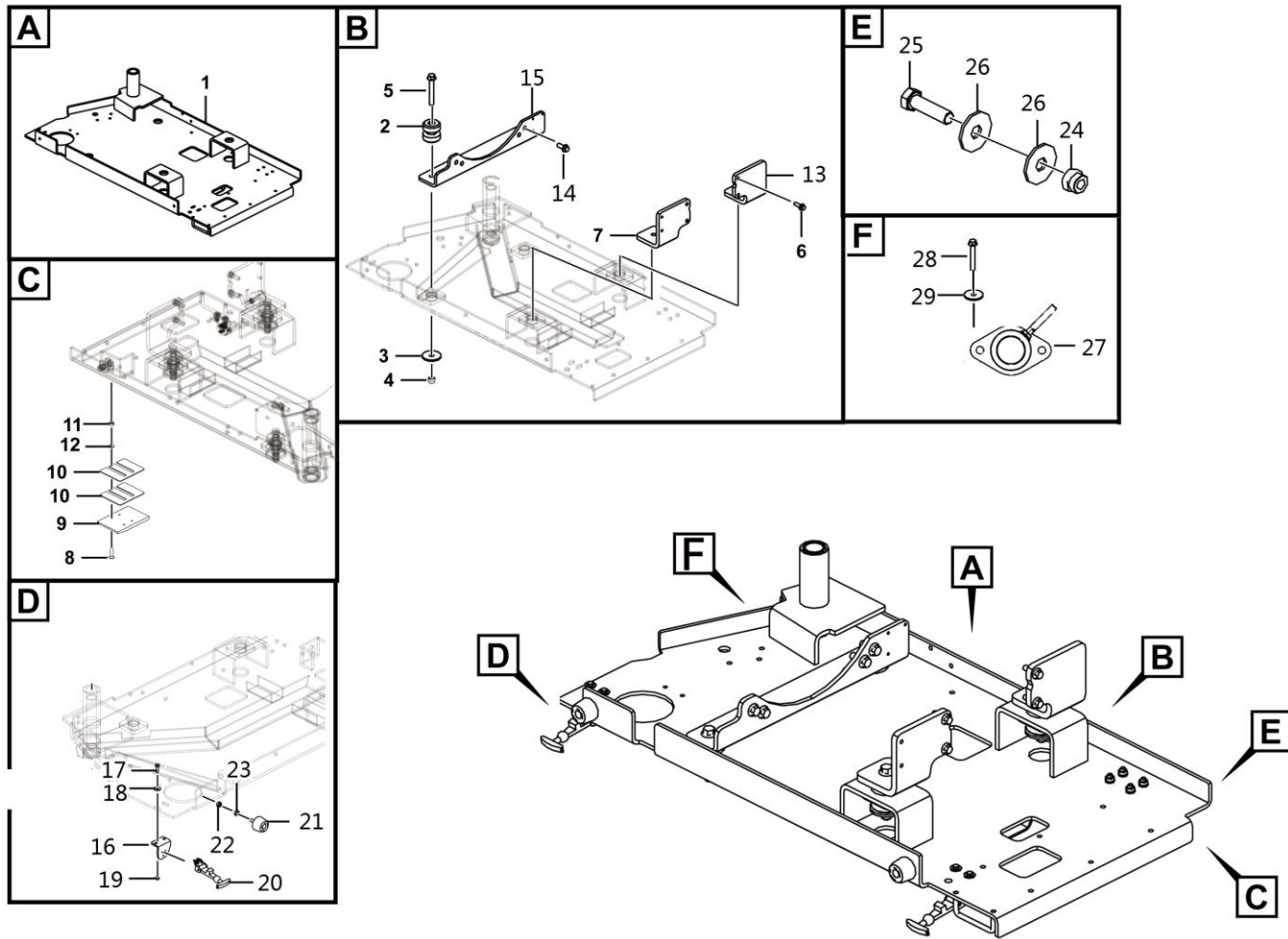
Diesel engine system

Engine bracket system

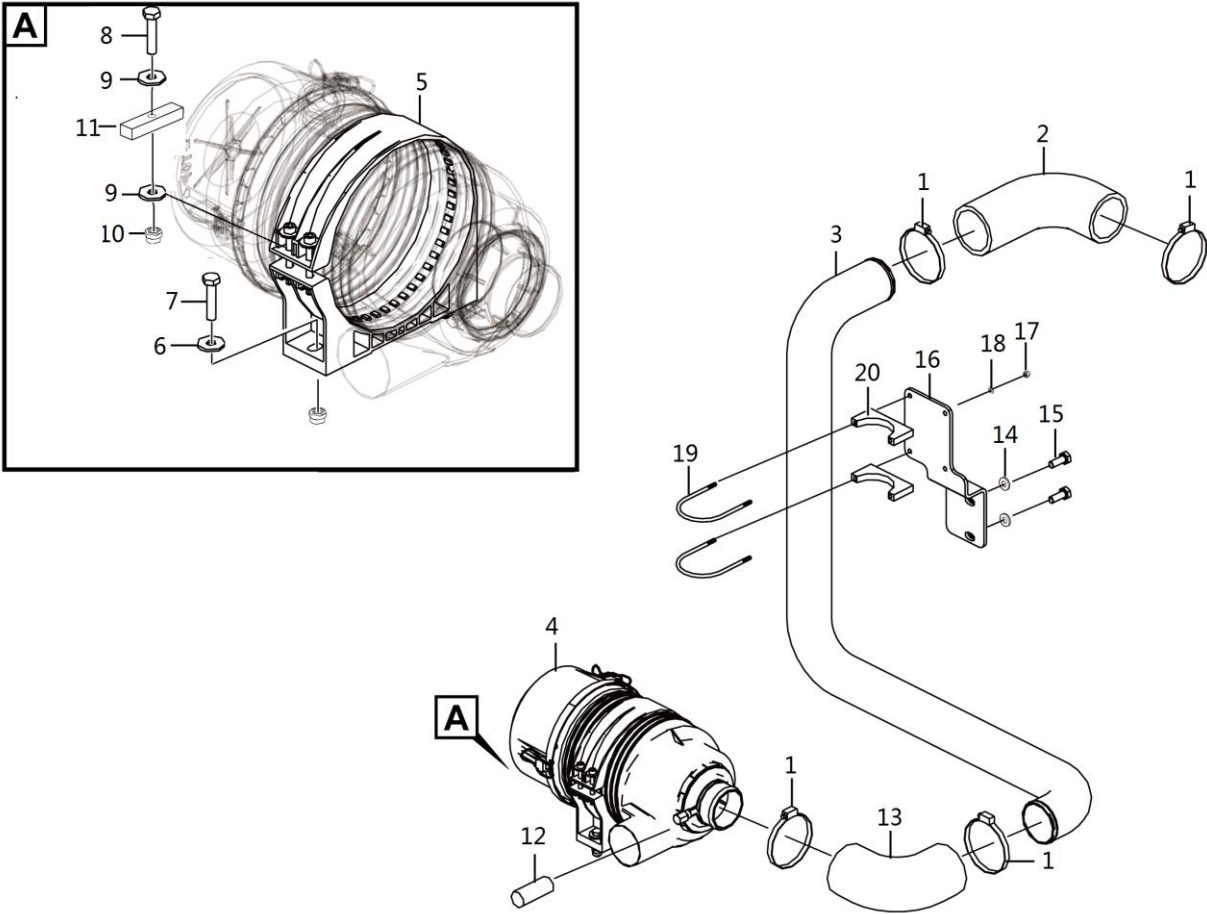


Key	Part No.	Description	Spare parts Y/N	Qty	Remarks
1	25010014373	Welding, engine tray	Y	1	
2	4190001505	Auxiliary support shock absorber	Y	4	
3	25010009282	Vibration isolator mounting gasket, $\phi 70 \times 5$	Y	4	
4	4013010302	Bolt gb889.1-m16flznyc-8-480	Y	4	
5	4011011043	Bolt gb16674.1-m16*110flznyc-8.8-480	Y	4	
6	4011011008	Bolt gb16674-m12*35flznyc-8.8-480	Y	4	
7	25010009292	Forming (stamping, etc.), right front engine outrigger	Y	1	
8	4014010403	Screw	Y	4	
9	25010014751	Cushion block, for supporting engine tray	Y	1	
10	25010006232	Gasket, 120*100*2	Y	2	
11	4013010300	Nut gb889.1-m6flznyc-8-480	Y	4	
12	4015010284	Washer gb97.1-6flznyc-480	Y	8	
13	25010007692	Forming (stamping, etc.), left front engine outrigger	Y	1	
14	4011011007	Bolt gb16674-m14*35flznyc-8.8-480	Y	4	
15	25010009353	Forming (stamping, etc.), engine rear support	Y	1	
16	25010009341	Forming (stamping, etc.), bend plate, rubber handle mounting bracket	Y	2	
17	4011010743	Bolt gb5783-m8*25flznyc-8.8-480	Y	4	
18	4015010289	Washer gb96.1-8flznyc-480	Y	4	
19	4013010297	Nut gb889.1-m8flznyc-8-480	Y	4	
20	25290002891	Clip assembly	N	2	
21	25290005903	Forming (stamping, etc.), damping pad	Y	2	
22	4013010371	Nut gb6172.1-m10flznyc-10-480	Y	2	

Engine bracket system

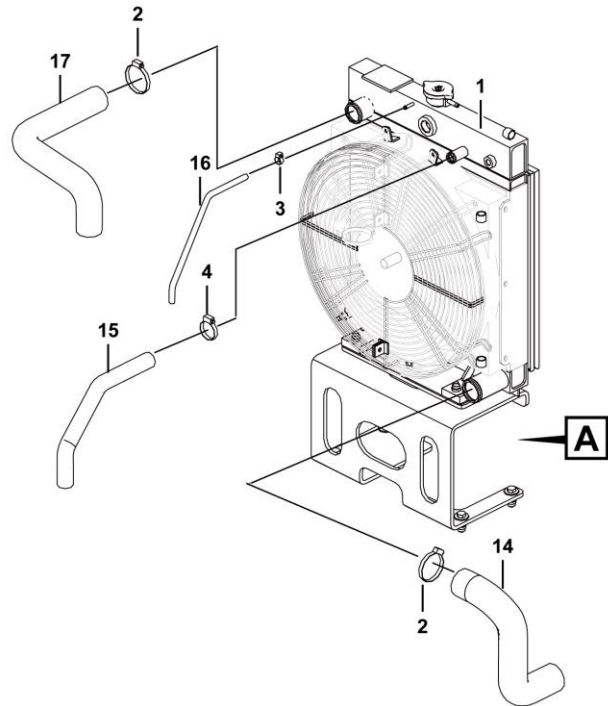
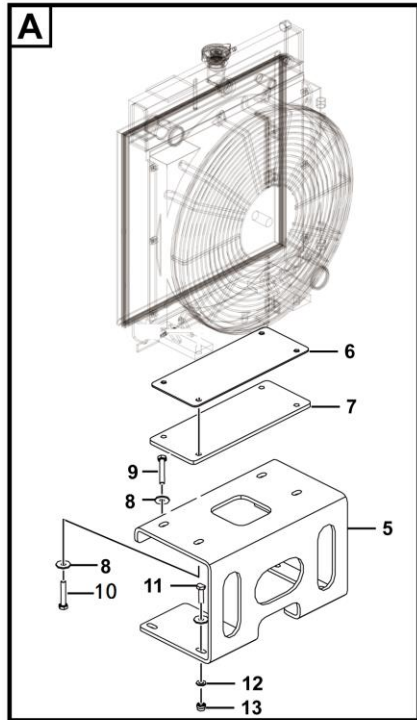


Intake system



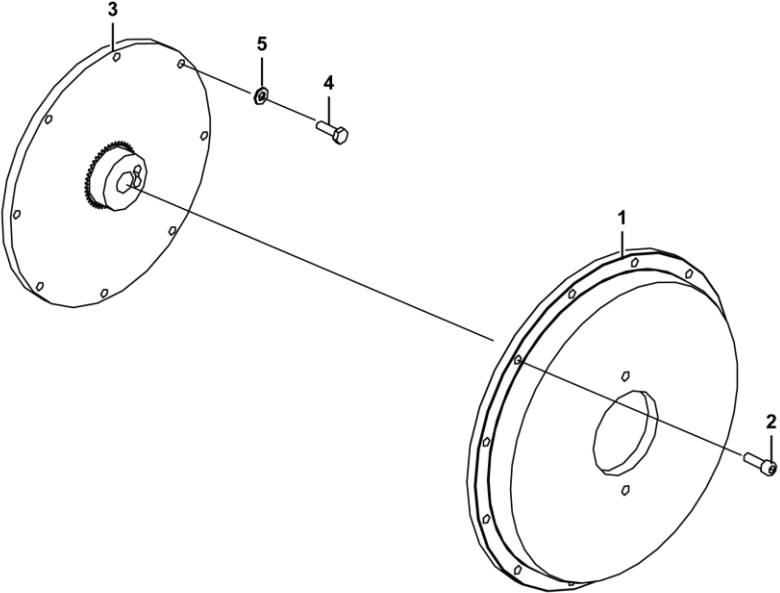
Key	Part No.	Description	Spare parts Y/N	Qty	Remarks
1	4017000014	Hose clamp jb8870-d80	Y	4	
2	25010009361	Engine intake hose, engine	Y	1	
3	25010009371	Intake tube, engine	Y	1	
4	4110001498	Air cleaner g068663	Y	1	
5	25010014391	Welding, 6-inch air cleaner ferrule, for mounting air cleaner	Y	1	
6	4015010289	Washer gb96.1-8flznyc-480	Y	2	
7	4011010743	Bolt gb5783-m8*25flznyc-8.8-480	Y	2	
8	4014010119	Screw gb70.1-m6*25flznyc-8.8-480	Y	1	
9	4015010284	Washer gb97.1-6flznyc-480	Y	2	
10	4013010300	Nut gb889.1-m6flznyc-8-480	Y	1	
11	25010013791	Air cleaner ferrule cushion block, for mounting air cleaner ferrule	Y	1	
12	4110703019	Mechanical differential pressure alarm x002352	Y	1	
13	25010009383	Lower intake connecting pipe, air cleaner-intake tube	Y	1	
14	4015010278	Washer gb96.1-10flznyc-480	Y	2	
15	4011010722	Bolt gb5783-m10*25flznyc-8.8-480	Y	2	
16	25010009392	Forming (stamping, etc.), intake pipe fixing bracket	Y	1	
17	4013010305	Nut gb889.1-m5flznyc-8-480	Y	4	
18	4015010283	Washer gb97.1-5flznyc-480	Y	4	
19	25010005062	Intake u-bolt	Y	2	
20	25010005081	Stainless steel intake pipe mount, u-bolt mount	Y	2	

Radiator assembly

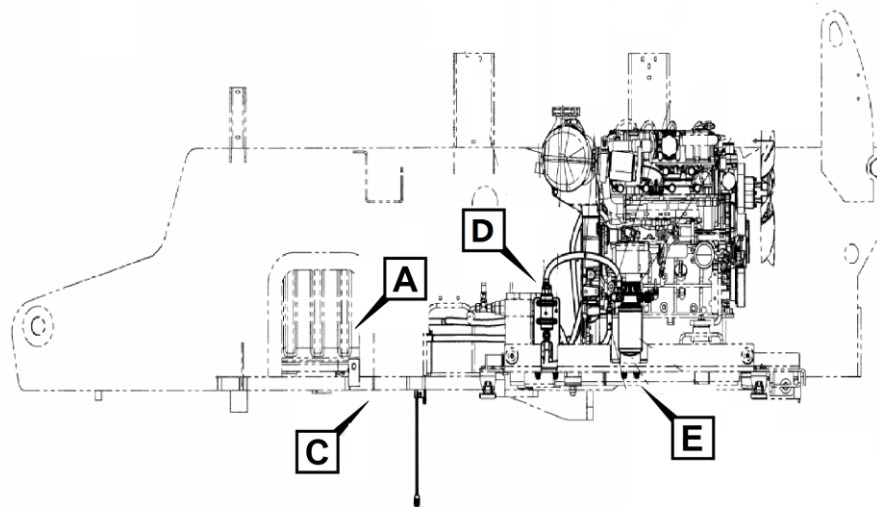
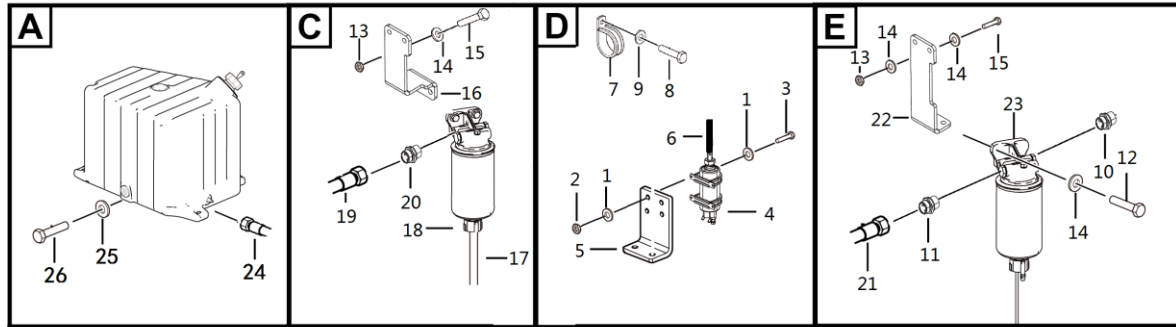


Key	Part No.	Description	Spare parts Y/N	Qty	Remarks
1	4110702734	Radiator assembly	Y	1	
2	4017000007	Hose clamp jb8870-d60	Y	4	
3	4190000343	Hose clamp jb8870-d16	Y	2	
4	4017000008	Hose clamp jb8870-d40	Y	2	
5	25010013812	Welding, radiator support, radiator mounting bracket	Y	1	
6	25010009042	Fixed plate, for fixing radiator	Y	2	
7	25010009031	Rubber sheet, support radiator	Y	1	
8	4015010278	Washer gb96.1-10flznyc-480	Y	9	
9	4011011104	Bolt gb16674-m10*35flznyc-8.8-480	Y	2	
10	4011010952	Bolt gb5783-m10*55flznyc-8.8-480	Y	2	
11	4011010727	Bolt gb5783-m10*35flznyc-8.8-480	Y	4	
12	4015010339	Washer gb97.1-10flznyc-300hv-480	Y	4	
13	4013010296	Nut gb889.1-m10flznyc-8	Y	6	
14	25010009412	Engine coolant inlet pipe, engine coolant inlet-radiator coolant outlet	Y	1	
15	25010008593	Engine coolant filler pipe, engine coolant filler-radiator	Y	1	
16	25010009441	Engine vent pipe, for connecting engine vent and radiator	Y	1	
17	25010009421	Engine coolant outlet pipe, engine coolant outlet-radiator coolant inlet	Y	1	

Engine drive system

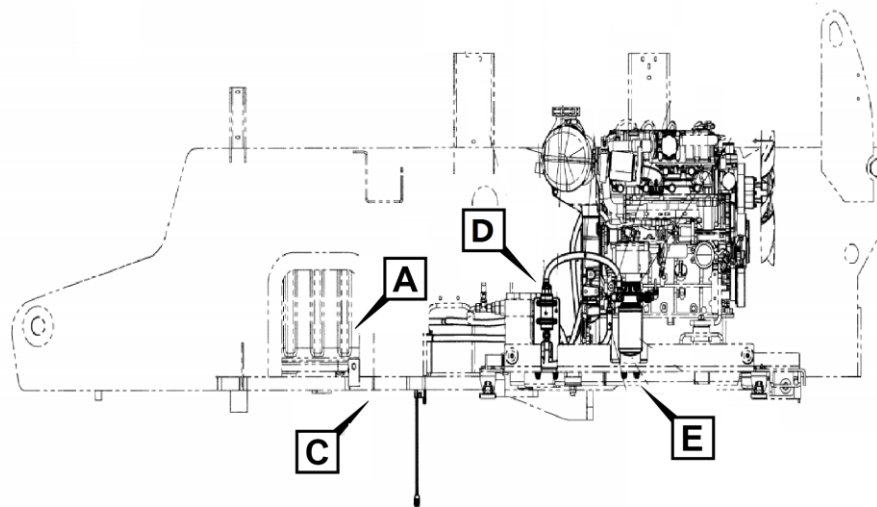
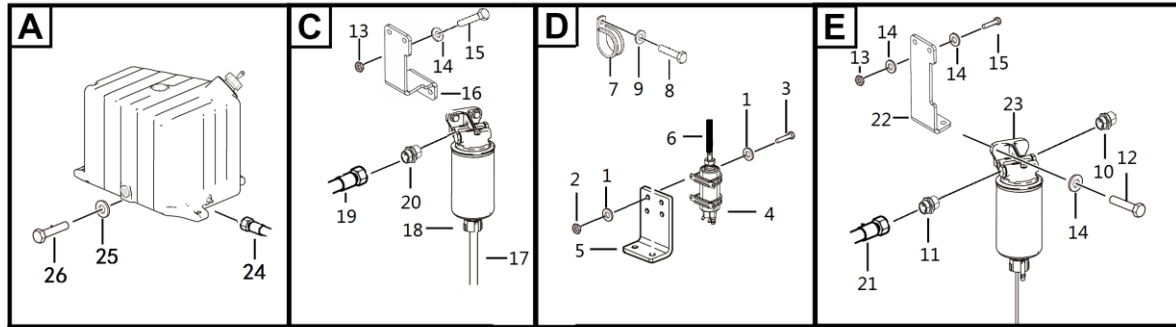


Fuel system

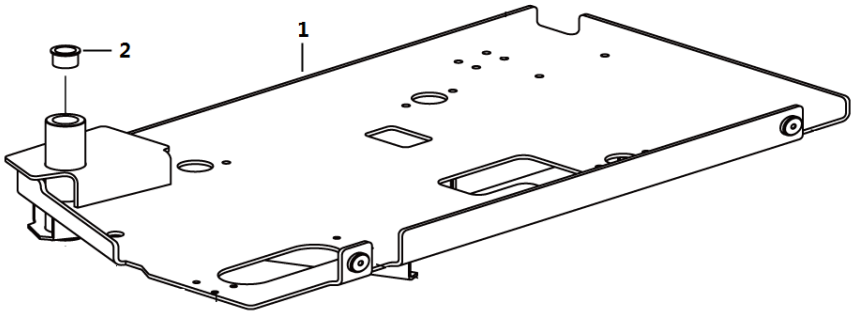


Key	Part No.	Description	Spare parts Y/N	Qty	Remarks
1	4015010283	Washer gb97.1-5flznyc-480	Y	8	
2	4013010305	Nut gb889.1-m5flznyc-8-480	Y	4	
3	4014010122	Screw gb70.1-m5*20flznyc-8.8-480	Y	4	
4	4110702735	Fuel pump	Y	1	
5	25010017302	Forming (stamping, etc.), electronic pump bracket , for fixing electronic pump	Y	1	
6	4049010186	Tube lzb103-e10*550	Y	1	
7	4017000010	Hose clamp jb8870-d20	Y	8	
8	4011010790	Bolt gb3541-83-m16x1.5	Y	1	
9	4015000141	Washer jb982-16	N	5	
10	4110703232	Quick connector j2044-11.8*10*12*90° 12sae	Y	2	
11	25010017322	M16 quick connector	Y	1	
12	4011011086	Bolt gb16674-m10*40flzny-8.8-480	Y	4	
13	4013010296	Nut gb889.1-m10flznyc-8	Y	10	
14	4015010339	Washer gb97.1-10flznyc-300hv-480	Y	16	
15	4011010727	Bolt gb5783-m10*35flznyc-8.8-480	Y	6	
16	25010025201	Plate	Y	1	
17	4049010180	Tube lzb103-d12*800	Y	1	
18	4110702736	Coolant separator	Y	1	
19	4049010053	Fuel pipe lzb103-12*2000-p	Y	1	
20	25010017311	M16 fitting	Y	2	
21	4049010057	Fuel pipe lzb103-10*1600-p	Y	1	
22	25010016312	Forming (stamping, etc.), secondary filter bracket, for mounting engine diesel filter	Y	1	

Fuel system

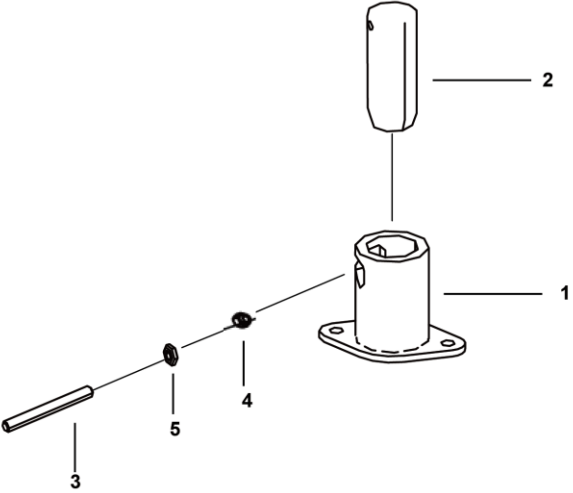


Engine pallet welding

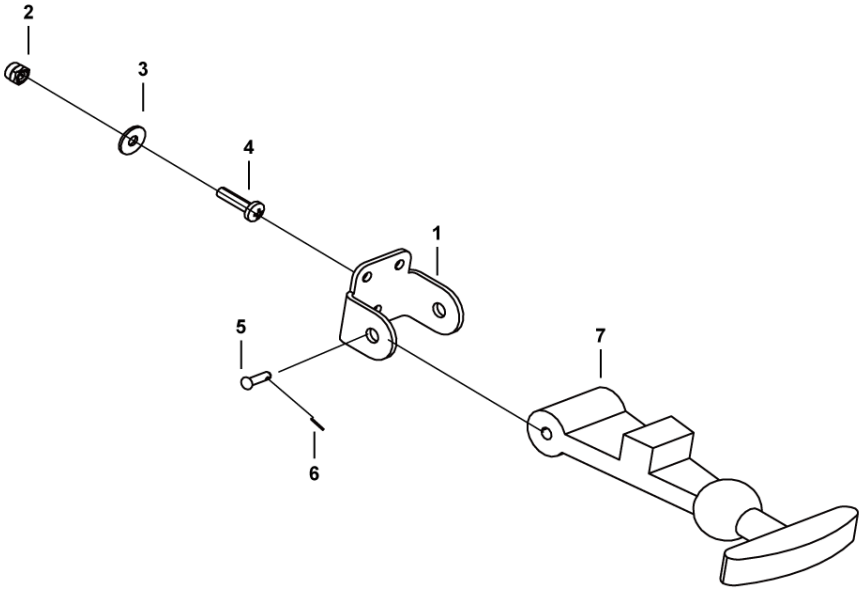


A0100-2501001437.S1a

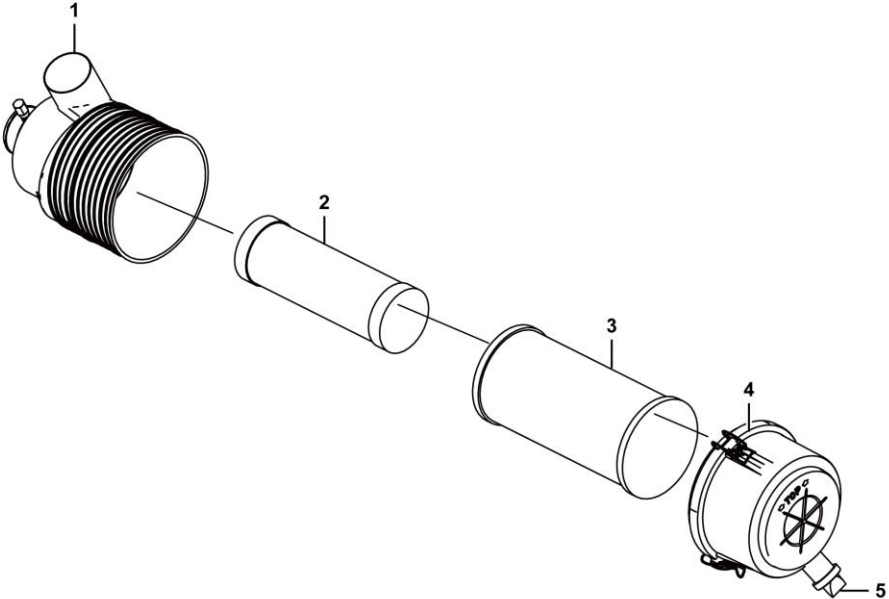
Tray lock assembly



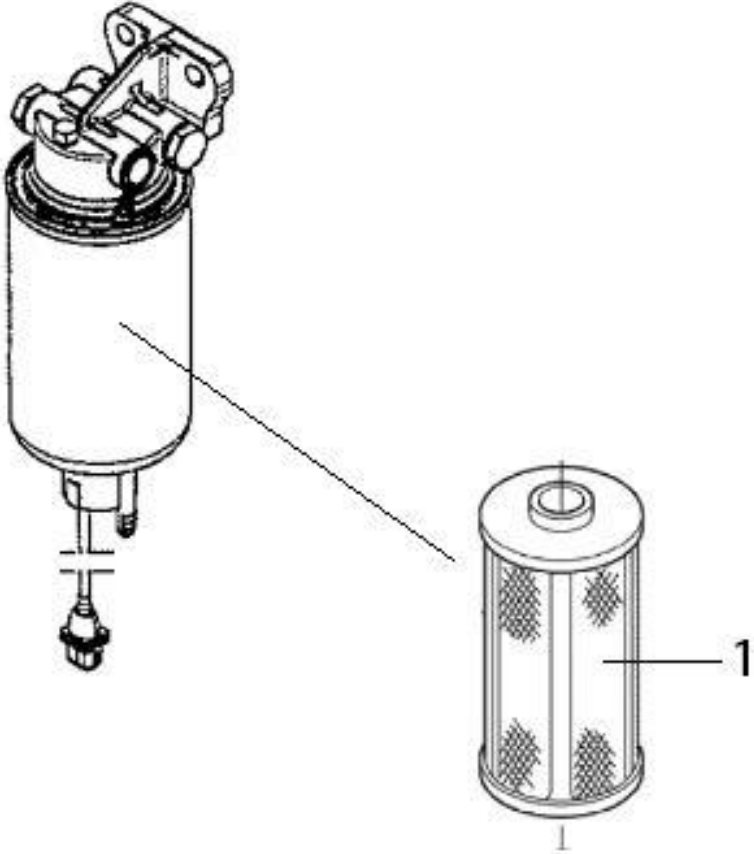
Assembly



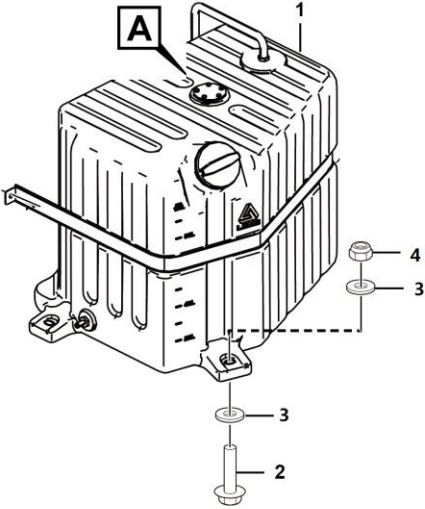
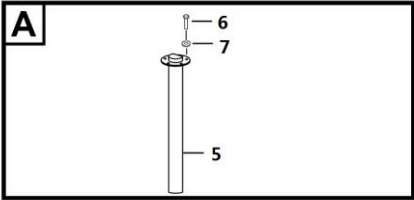
Filter



Fuel water separator assembly



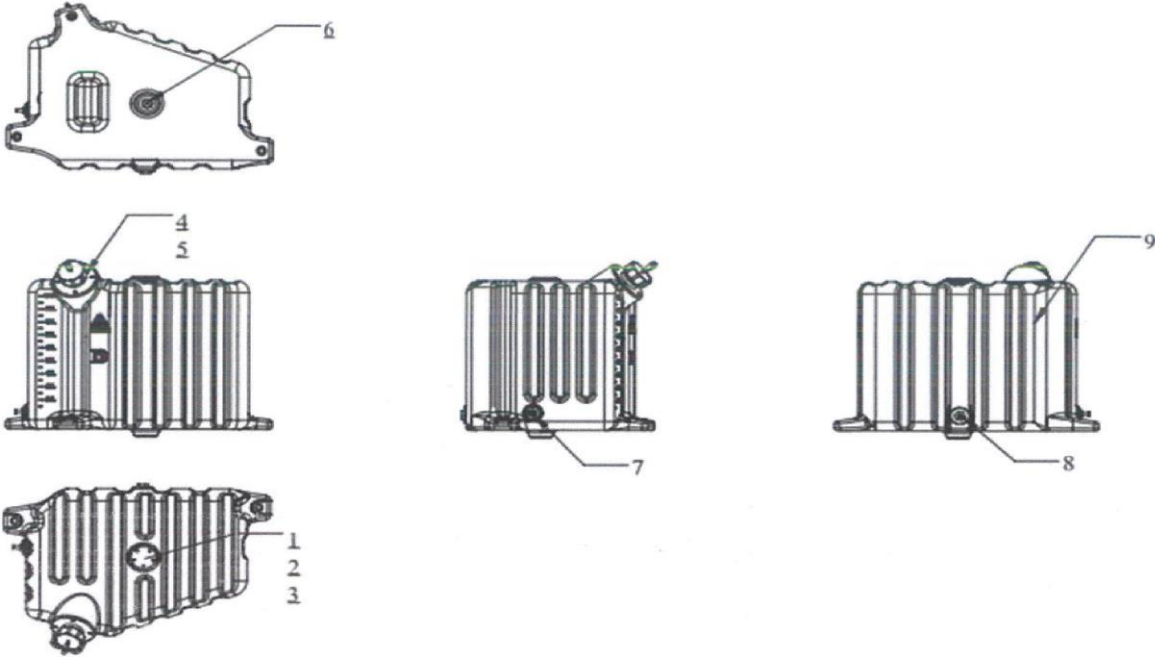
Fuel tank assembly



Key	Part No.	Description	Spare parts Y/N	Qty	Remarks
1	4110703662	Fuel tank assembly lg02-ryx-004	Y	1	
2	4011011009	Bolt gb16674-m10*55flznyc-8.8-480	Y	3	
3	4015010278	Washer gb96.1-10flznyc-480	Y	6	
4	4013010296	Nut gb889.1-m10flznyc-8	Y	3	
5	4110703670	Oil level sensor 104307001	Y	1	
6	4014010108	Screw gb818-m5*14flznyc-4.8-480	Y	5	
7	4015010283	Washer gb97.1-5flznyc-480	Y	5	



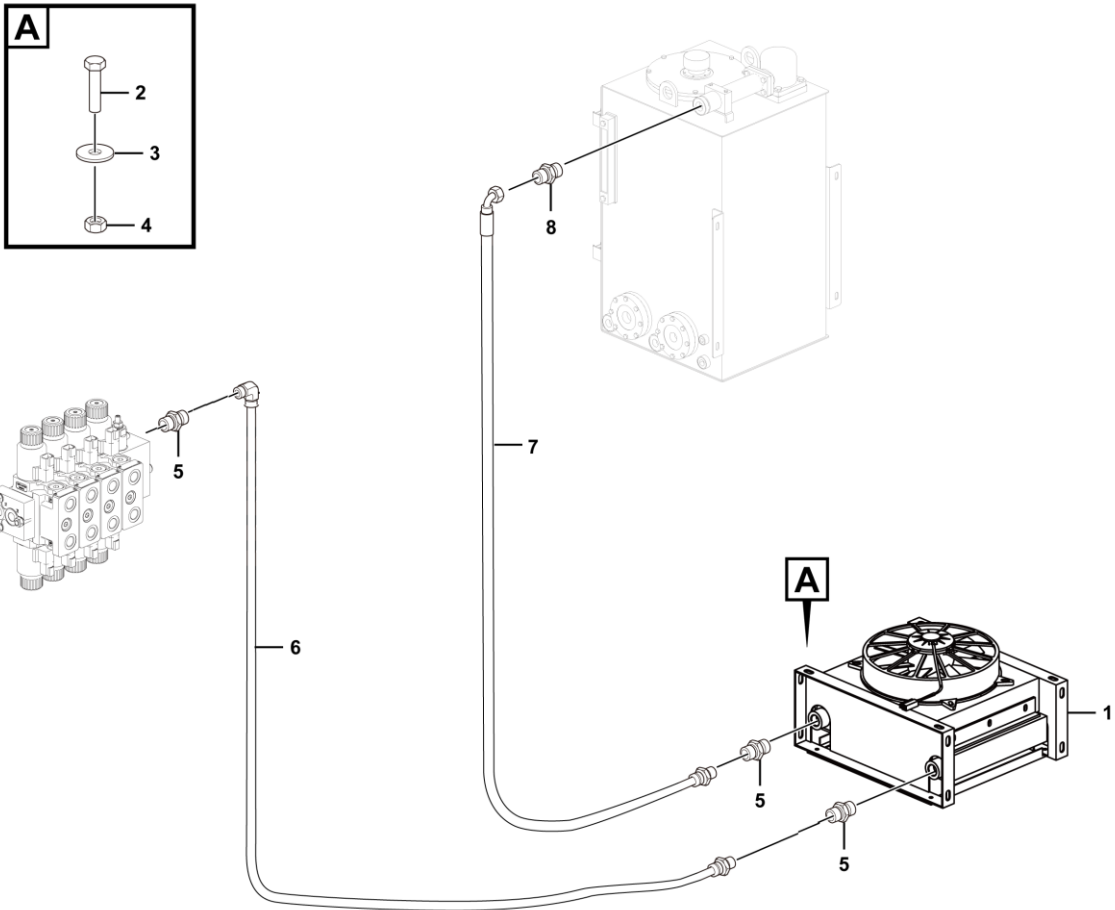
Fuel tank



Key	Part No.	Description	Spare parts Y/N	Qty	Remarks
1	4190704390001	Fuel level sensor cover 2256001	Y	1	
2	4190704390006	Fuel level sensor gasket 215601	Y	1	
3	4110703110001	M5*16 hexagon screw with flat & rebound washers	Y	5	
4	4190704390004	Tank cap assembly 4110002050	Y	1	
5	4110703110002	M8*16 hexagon screw with flat washer	Y	4	
6	4190704390002	Drain plug 2721001	Y	1	
7	4110702727017	Fuel inlet/return fitting 2214001	Y	1	
8	4190704390007	Suction filter element 2842001	Y	1	
9	4110703662001	Body	Y	1	



Radiator assembly

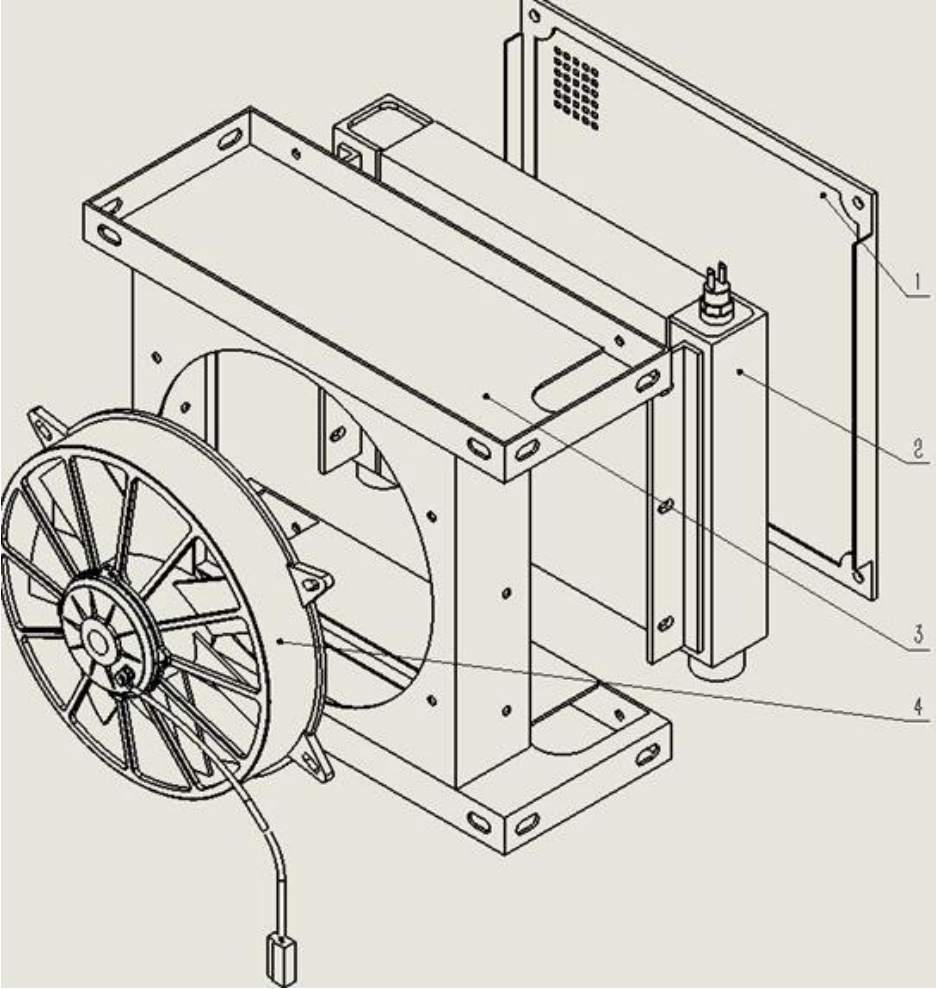


A0300-2503000030.S

Key	Part No.	Description	Spare parts Y/N	Qty	Remarks
1	4120001443	Cooler an-305-c2-z3-g	Y	1	
2	4011010707	Bolt gb5783-m10*30flznyc-8.8-480	Y	4	
3	4015010278	Washer gb96.1-10flznyc-480	Y	4	
4	4013010296	Nut gb889.1-m10flznyc-8	Y	4	
5	4120001669	Fitting 1cb-36-12wd	Y	3	
6	4120705921	Hose assembly	Y	1	
7	4120703520	Hose assembly	Y	1	
8	4120000921	Straight fitting 1ch-36-33	Y	1	



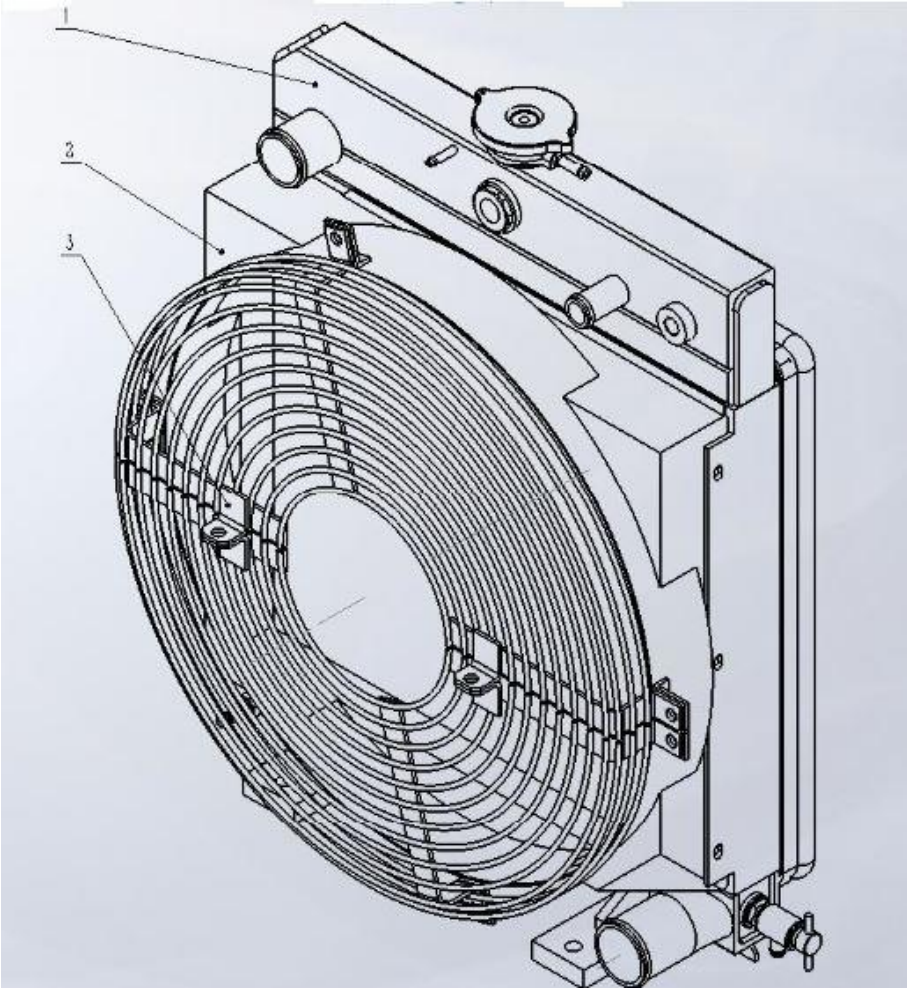
Oil cooler



Key	Part No.	Description	Spare parts Y/N	Qty	Remarks
1	4120001443001	Dust screen wb0205	Y	1	
2	4120001443002	Radiator s9113569	Y	1	
3	4120001443003	Shroud db0664	Y	1	
4	4120001443004	Electronic fan 530061	Y	1	



Radiator



Key	Part No.	Description	Spare parts Y/N	Qty	Remarks
1	4110702734011	Radiator 320174	Y	1	
2	4110702734012	Shroud 6747178	Y	1	
3	4110702734013	Guard 6747179	Y	1	

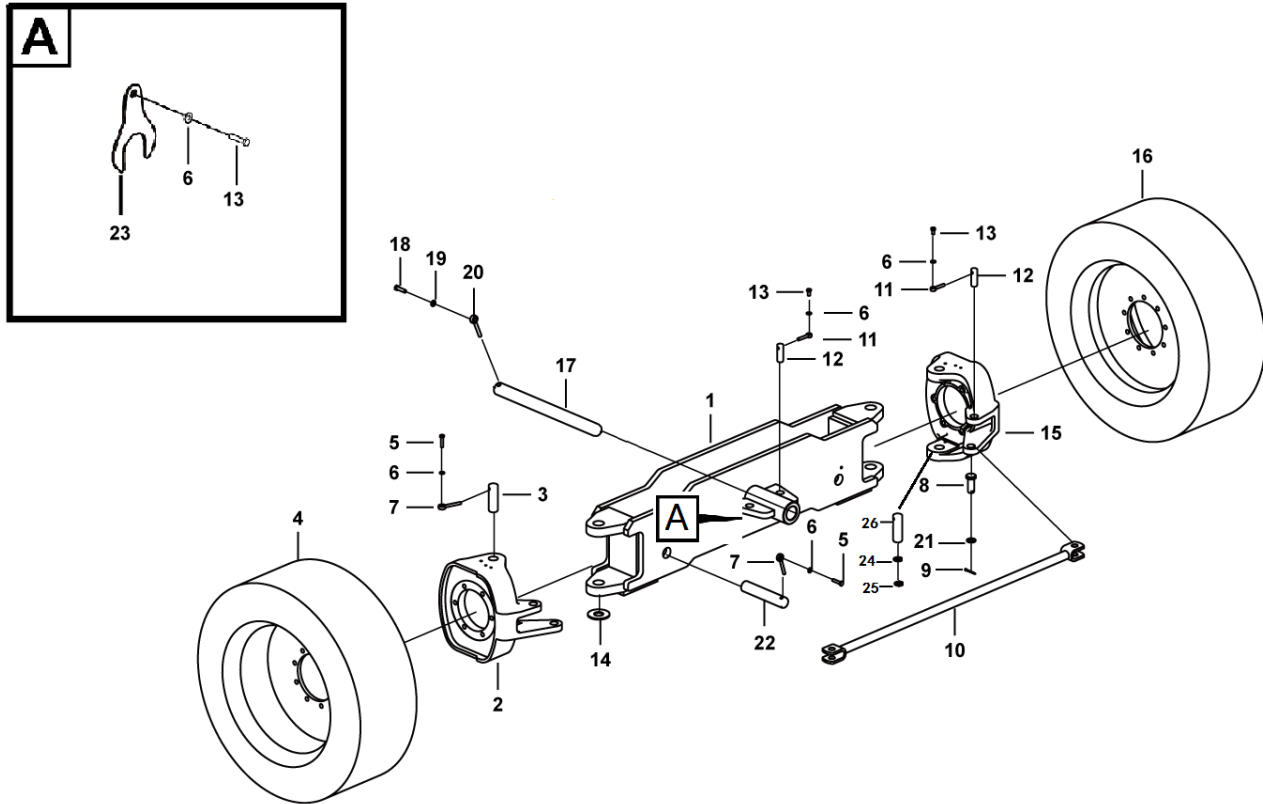


B
AXLE SYSTEM



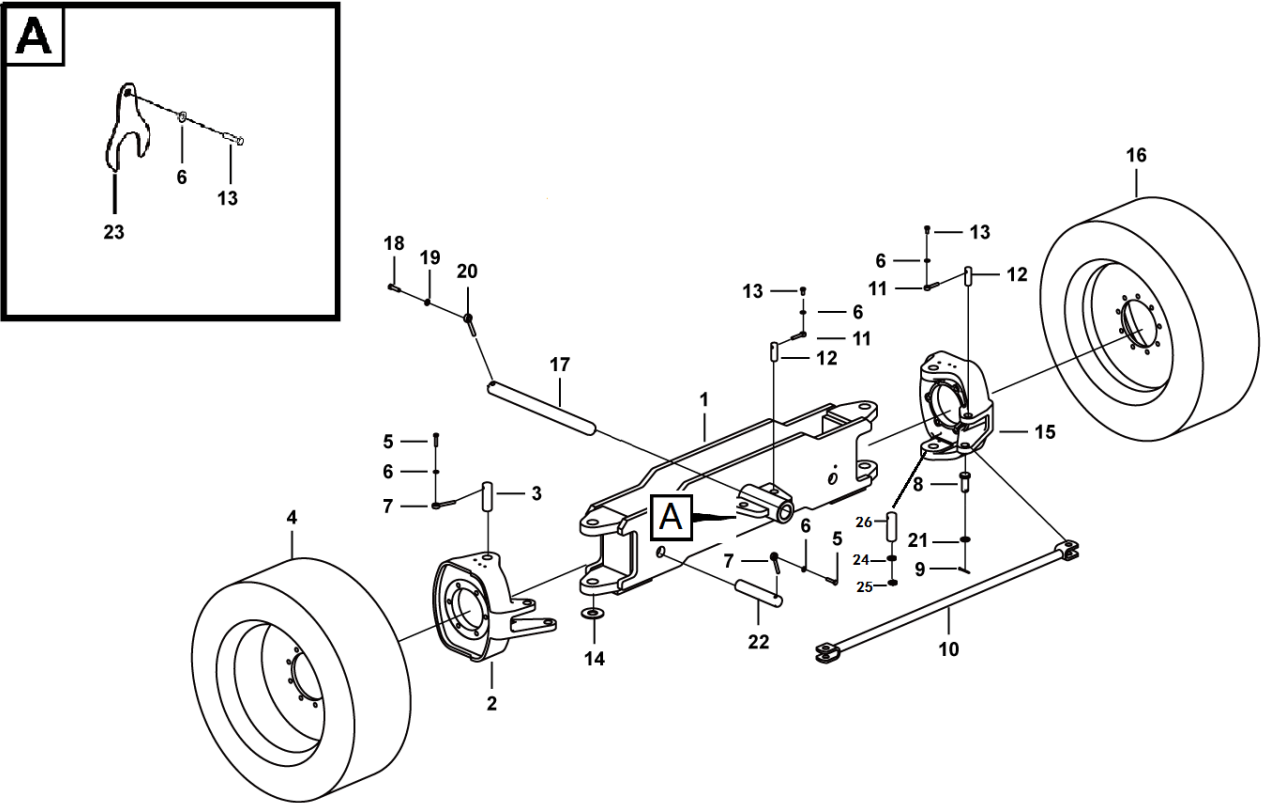
LINGONG GROUP JINAN HEAVY MACHINERY CO., LTD.

Front axle



Key	Part No.	Description	Spare parts Y/N	Qty	Remarks
1	25040004921	Front axle weldment	N	1	
2	25040004931	Left steering connecting plate assembly	N	1	
3	25040001401	Front hub connecting pin, $\phi 38.1 \times 115 \times 15$	Y	2	
4	4110703645	Tyre355/55d625-14ssm101-gnm(lift)	Y	1	
5	4011010722	Bolt gb5783-m10*25flznyc-8.8-480	Y	6	
6	4015010339	Washer gb97.1-10flznyc-300hv-480	Y	11	
7	25200000641	Pin, 10*70	Y	6	
8	25040000311	Tie rod pin, $\phi 25.4 \times 70$	Y	2	
9	4016010133	Cotter pin gb91-5*40flznyc--480-q235a	Y	2	
10	25040000891	Welding, steering link	Y	1	
11	25040001721	Pin, fixing shaft	Y	4	
12	25040000912	Steer cylinder pin, $\phi 25.4 \times 75 \times 12$	Y	4	
13	4011010748	Bolt gb5783-m10*20flznyc-8.8-480	Y	5	
14	25040000351	Wear washer, 89*38.1*5	Y	2	
15	25040004941	Right steering connecting plate assembly	N	1	
16	4110703646	Tyre355/55d625-14ssm101 -gnm(right)	Y	1	
17	25040000921	Front axle connecting pin, $\phi 50.8 \times 575 \times 15$	Y	1	
18	4011010979	Bolt gb5783-m12*40flznyc-8.8-480	Y	1	
19	4015010340	Washer gb97.1-12flznyc-300hv-480	Y	1	
20	25220000611	Pin $\phi 33 \times 70$	Y	1	
21	25040000291	Washer, 36*25.4*3	Y	2	
22	25040000952	Oscillating cylinder lower pin, $\phi 44.45 \times 230 \times 12$	Y	2	

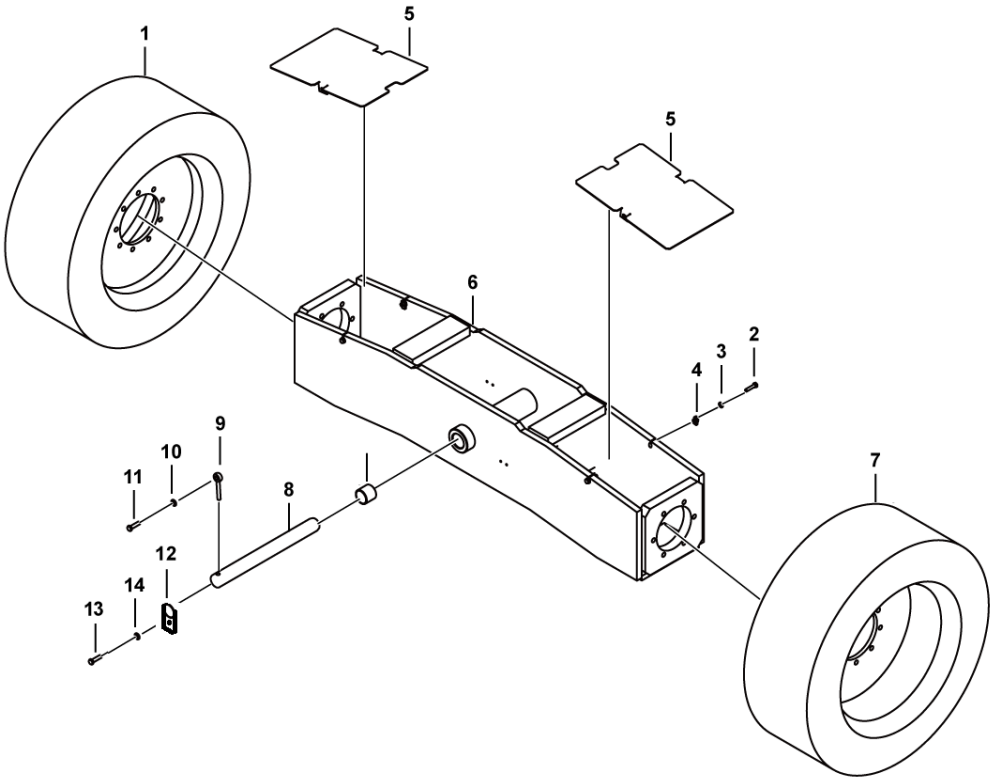
Front axle



Key	Part No.	Description	Spare parts Y/N	Qty	Remarks
23	25040004711	Adjusting shim ii, for fixing front axle weldment pin	Y	3	
24	25200000491	Washer 51*38*3	Y	2	
25	4015010269	Check ring jb4342-38flznyc-65mn-480	Y	2	
26	25040006751	Road	Y	2	



Rear axle



B0500-2505000025.S1e

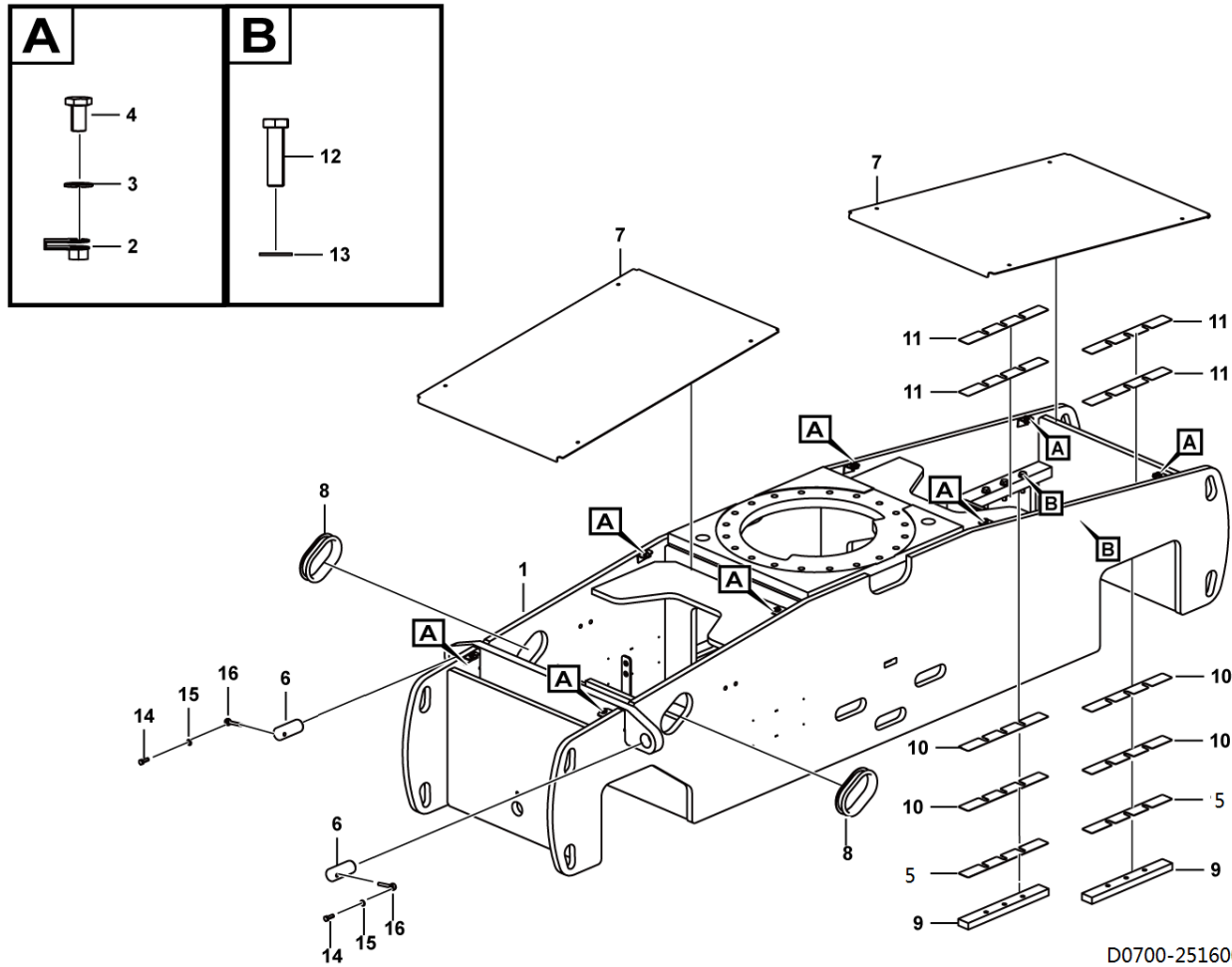
Key	Part No.	Description	Spare parts Y/N	Qty	Remarks
1	4110703645	Tyre355/55d625-14ssm101-gnm(lift)	Y	1	
2	4011010948	Bolt gb5783-m8*45flznyc-10.9-480	Y	4	
3	4015010289	Washer gb96.1-8flznyc-480	Y	4	
4	4013010383	Reed nut qc339-m8flznyc-8-480	Y	4	
5	25050000353	Forming (stamping, etc.), cover plate, rear axle	Y	2	
6	25050002772	Rear axle weldment	N	1	
7	4110703646	Tyre355/55d625-14ssm101 -gnm(right)	Y	1	
8	25050000331	Rear axle connecting pin, \varnothing 50.8*115*15	Y	1	
9	25220000611	Pin \varnothing 33-70	Y	1	
10	4015010340	Washer gb97.1-12flznyc-300hv-480	Y	1	
11	4011010979	Bolt gb5783-m12*40flznyc-8.8-480	Y	1	
12	25040004711	Adjusting shim ii, for fixing front axle weldment pin	Y	3	
13	4011010748	Bolt gb5783-m10*20flznyc-8.8-480	Y	1	
14	4015010339	Washer gb97.1-10flznyc-300hv-480	Y	1	

D
CHASSIS SYSTEM



LINGONG GROUP JINAN HEAVY MACHINERY CO., LTD.

Chassis



D0700-2516000201.S1c

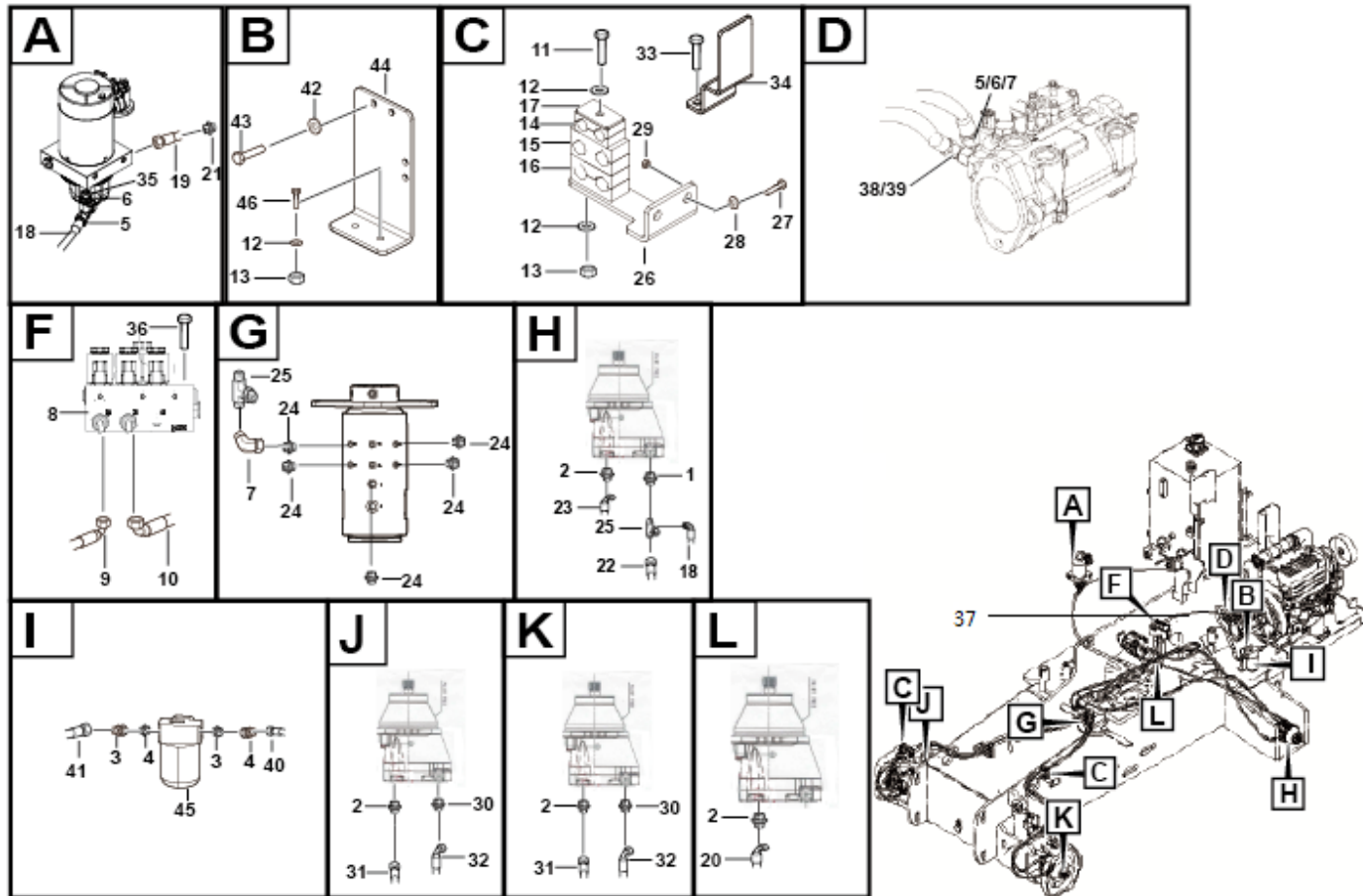
Key	Part No.	Description	Spare parts Y/N	Qty	Remarks
1	25160023653	Chassis weld assembly	N	1	
2	4014010053	Reed nut qc339-m8epzn-8	Y	8	
3	4015010289	Washer gb96.1-8flznyc-480	Y	8	
4	4011000105	Bolt gb5783-m8*20epzn-8.8	Y	8	
5	25160022771	Adjusting shim, for fixing frame cover plate, 395*49*0.5	Y	2	
6	25160002151	Shaft, φ44.45*108	Y	2	
7	25160002144	Plate	Y	2	
8	25160002171	Rubber sleeve, 65*92*27	Y	2	
9	25160002181	Cushion block, rear axleoscillating limit plate	Y	2	
10	25160002191	Adjusting shim, for fixing frame cover plate, 395*49*1.5	Y	4	
11	25160002201	Adjusting shim, for fixing frame cover plate, 395*49*1.5	Y	4	
12	4011010194	Bolt gb5782-m14*65epzn-8.8	Y	6	
13	4015000177	Gasket gb97.1-14epzn-300hv	Y	6	
14	4011000084	Bolt gb5783-m10*30epzn-8.8	Y	2	
15	4015000162	Washer gb97.1-10epzn-300hv	Y	2	
16	25200000641	Pin, 10*70	Y	2	

E
BRAKE SYSTEM



LINGONG GROUP JINAN HEAVY MACHINERY CO., LTD.

Service brake assembly

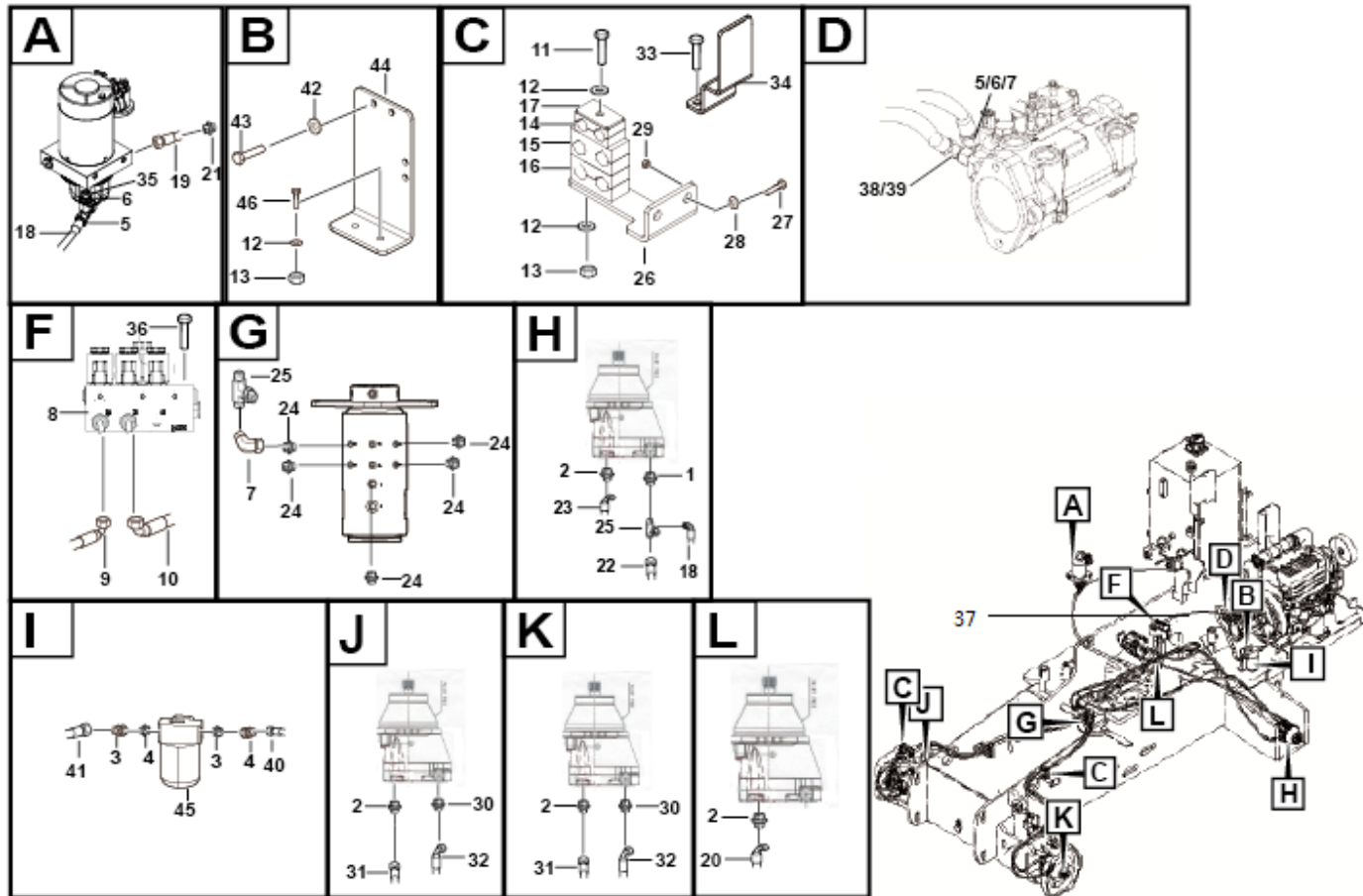


E1100-2506000133.S

Key	Part No.	Description	Spare parts Y/N	Qty	Remarks
1	4120704551	Straight fitting 1co-14-04-h70	Y	2	
2	4120001620	Fitting 1co-14-06	Y	4	
3	4120001887	Straight fitting 1ch-30-33	Y	2	
4	4120703964	Fitting 2c-18-30	Y	2	
5	4190001019	Tee fitting bc-18	Y	2	
6	4120704367	Combination fitting 2c-14-18	Y	2	
7	4120000868	Right-angle fitting 2c9-14z	Y	2	
8	4120705252	Oscillate and brake control valve	Y	1	
9	4120704371	Hose assembly	Y	1	
10	4120705979	Hose assembly	Y	1	
11	4011010951	Bolt gb5782-m8*120flznyc-8.8	Y	4	
12	4015010280	Washer gb97.1-8flznyc-480	Y	6	
13	4013010297	Nut gb889.1-m8flznyc-8-480	Y	6	
14	4120703592	Duplex pipe clamp ttpg-215	Y	4	
15	4120002080	Duplex pipe clamp ttpg-321.3	Y	4	
16	4120704036	Duplex pipe clamp ttpg-325.4	Y	4	
17	27410100861	Cover plate, 53*30*3	Y	4	
18	4120705705	Hose 20411-14-04*20491-14-04*ec118-04*1600, floating 2-speed brake valve group - emergency power unit	Y	2	
19	4120705987	Hose assembly	Y	1	
20	4120706310	Hose assembly	Y	1	
21	4120001795	Straight fitting 1cm-18-22-wd	Y	1	
22	4120706312	Hose assembly	Y	1	

Brake system

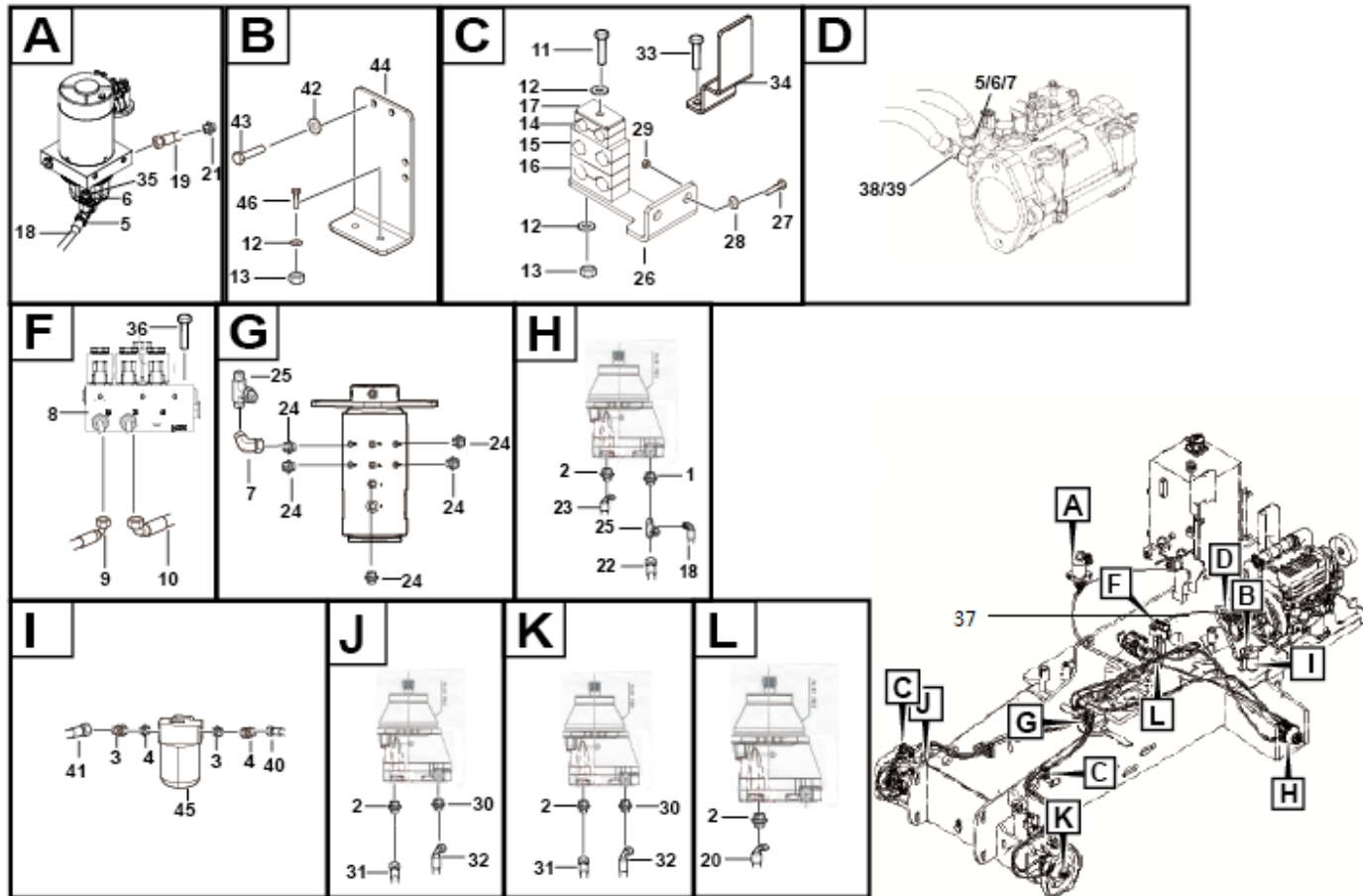
Service brake assembly



E1100-2506000133.S

Key	Part No.	Description	Spare parts Y/N	Qty	Remarks
23	4120706115	Hose 20411-14-04*20491-14-04*ec118-04*235, hydraulic center slewing rotor-left front walking motor	Y	1	
24	4120001368	Fitting, hydraulic 1cb-14-04wd	Y	12	
25	4190001020	Tee fitting cc-14	Y	2	
26	25060000271	Forming (stamping, etc.), bracket, pipe clamp mounting plate	Y	2	
27	4011010861	Bolt	Y	4	
28	4015010340	Washer gb97.1-12flznyc-300hv-480	Y	4	
29	4013010295	Nut gb6170-m12flznyc-8-480	Y	4	
30	4120001340	Fitting 1co-14-04	Y	2	
31	4120706311	Hose assembly	Y	2	
32	4120705704	Hose assembly	Y	2	
33	4011010964	Bolt gb16674-m8*16flznyc-8.8-480	Y	4	
34	25110000251	Forming (stamping, etc.), bend plate, for installing motor pipe clamp	Y	2	
35	4120001769	Straight fitting 1cb-18-06wd	Y	1	
36	4011010735	Bolt gb16674-m6*16flznyc-8.8-480	Y	4	
37	4120705700	Hose assembly	Y	1	
38	4120001794	Fitting	Y	2	
39	4190000996	Combination fitting 2c9-18	Y	2	
40	4120706313	Hose assembly	Y	1	
41	4120706314	Hose assembly	Y	1	
42	4015000162	Washer gb97.1-10epzn-300hv	Y	2	
43	4011010963	Bolt gb5783-m10*16flznyc-8.8-480	Y	2	
44	25060000882	Forming (stamping, etc.), filter mounting plate	Y	1	

Service brake assembly

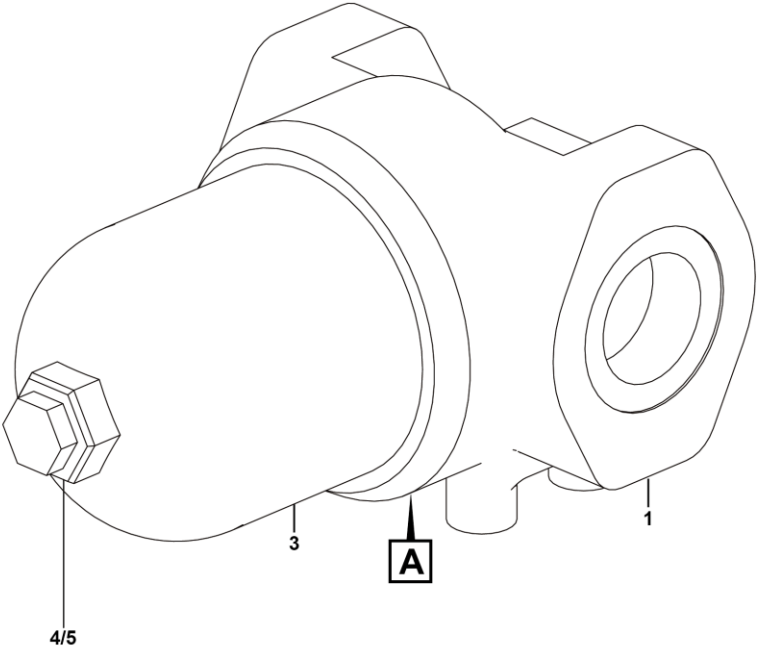
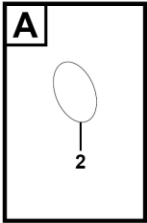


E1100-2506000133.S

Key	Part No.	Description	Spare parts Y/N	Qty	Remarks
45	4120703939	Filter plfa-e60*5	Y	1	
46	4011010743	Bolt gb5783-m8*25flznyc-8.8-480	Y	2	



Filter

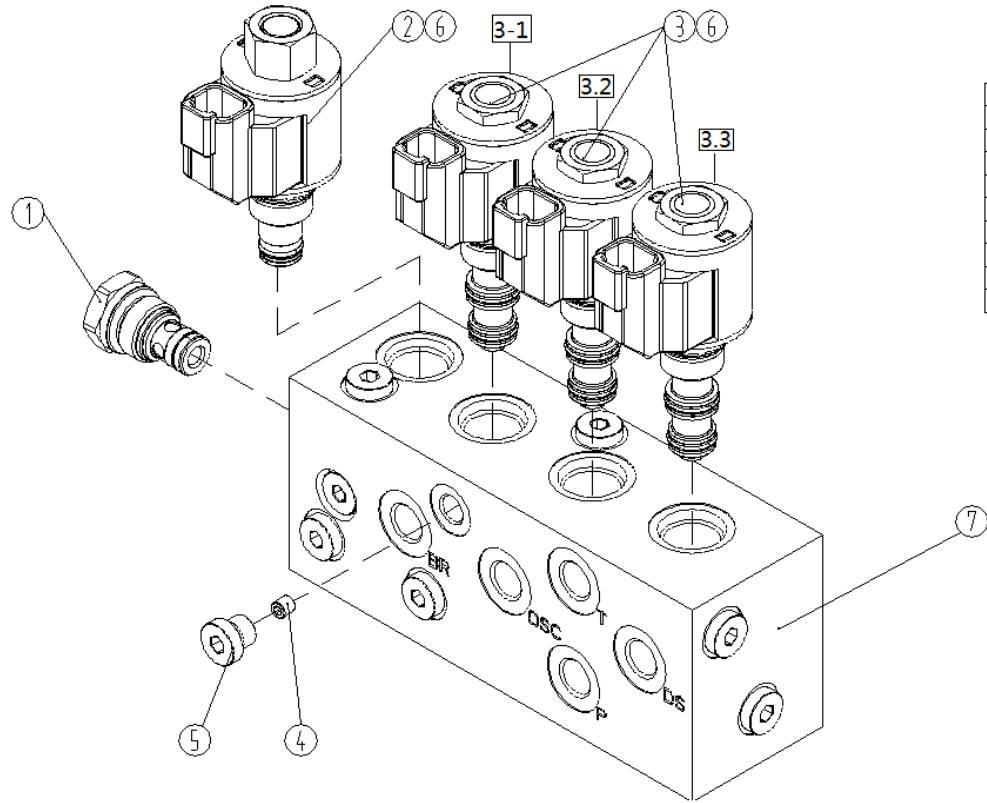


E1101-4120703939

Key	Part No.	Description	Spare parts Y/N	Qty	Remarks
1	4120703939002	Cover	N	1	
2	4120703939003	O-ring	Y	1	
3	4120703939001	Filter	Y	1	
4	4120703939005	Ed ring 14	Y	1	
5	4120703939006	Screw plug m14*1.5	N	1	



Valve

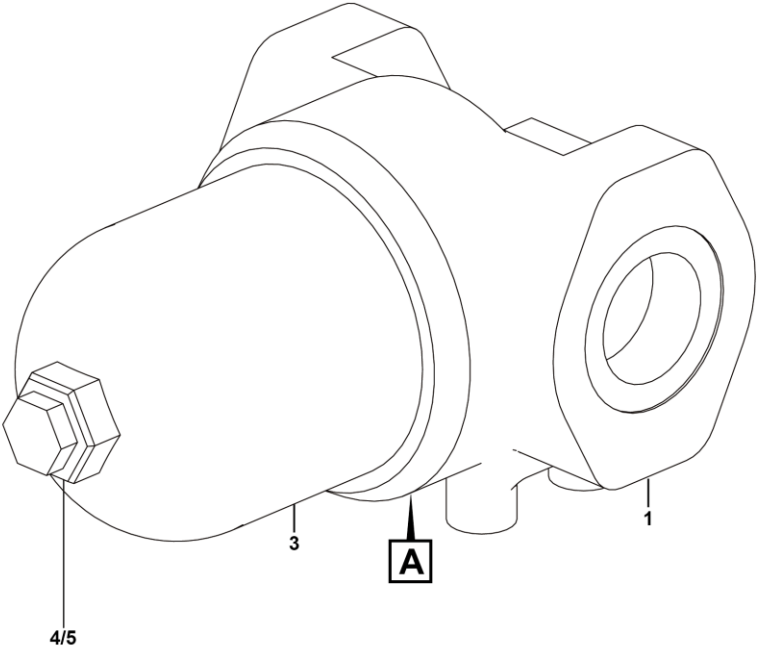
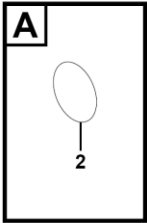


序号	名称	功能描述
1	单向阀	防止制动油回流至 P 口
2	换向阀	浮动增压
3-1	换向阀	制动动作控制
3-2	换向阀	浮动动作控制
3-3	换向阀	双速动作控制
4	阻尼	控制制动回油速度
5	堵头	/
6	线圈	/
7	阀块	/

Key	Part No.	Description	Spare parts Y/N	Qty	Remarks
1	4120001490007	Check valve stcv08-0-000a, for controlling inlet flow direction of 2-speed motor	N	1	
2	4120705252002	Valve	Y	1	
3	4120001571009	Solenoid valve sv08-35-0-n-0, for controlling floating operation	Y	3	
4	4120001159010	M6 damper stty002-0.6	Y	1	
5	4129900116002	Plug 4bn-02wd	Y	13	
6	4120001571010	Coil 4303612	Y	4	
7	4120705252001	Valve	Y	1	



Filter



E1101-4120703941

Key	Part No.	Description	Spare parts Y/N	Qty	Remarks
1	4120703941002	Housing part	N	1	
2	4120703941003	O-ring gb/t 1235	N	1	
3	4120703941001	Filter element lh0160d005bn3hc	Y	1	
4	4120703939005	Ed ring 14	Y	1	
5	4120703939006	Screw plug m14*1.5	N	1	

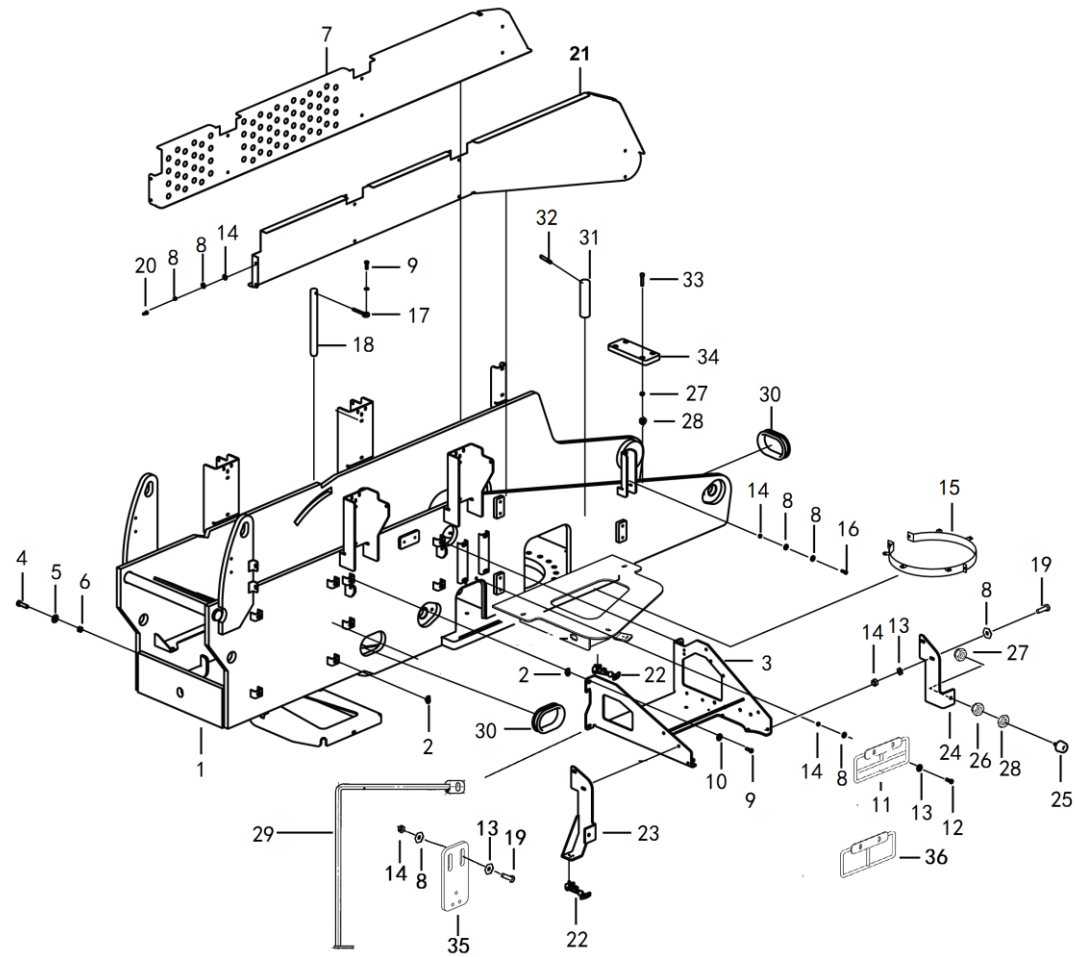


H SWING SYSTEM



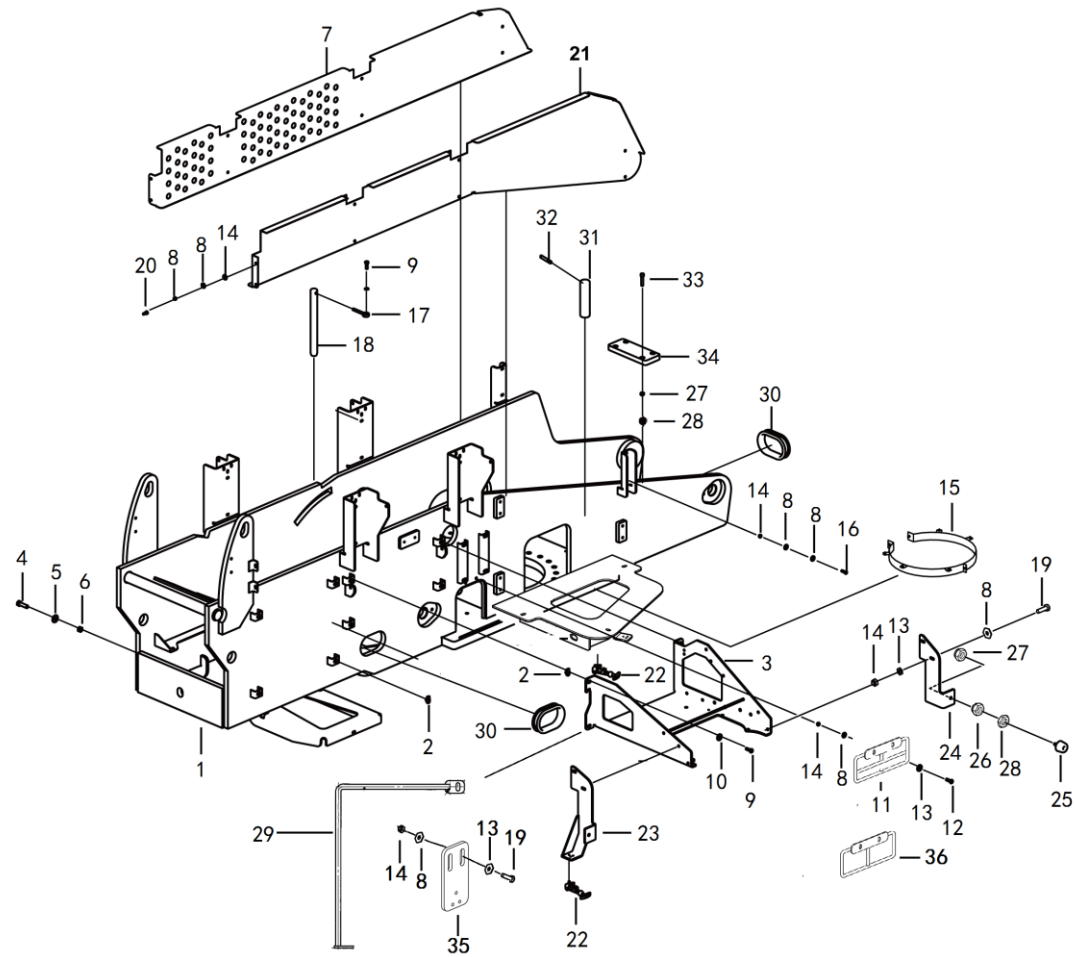
LINGONG GROUP JINAN HEAVY MACHINERY CO., LTD.

Turntable assembly



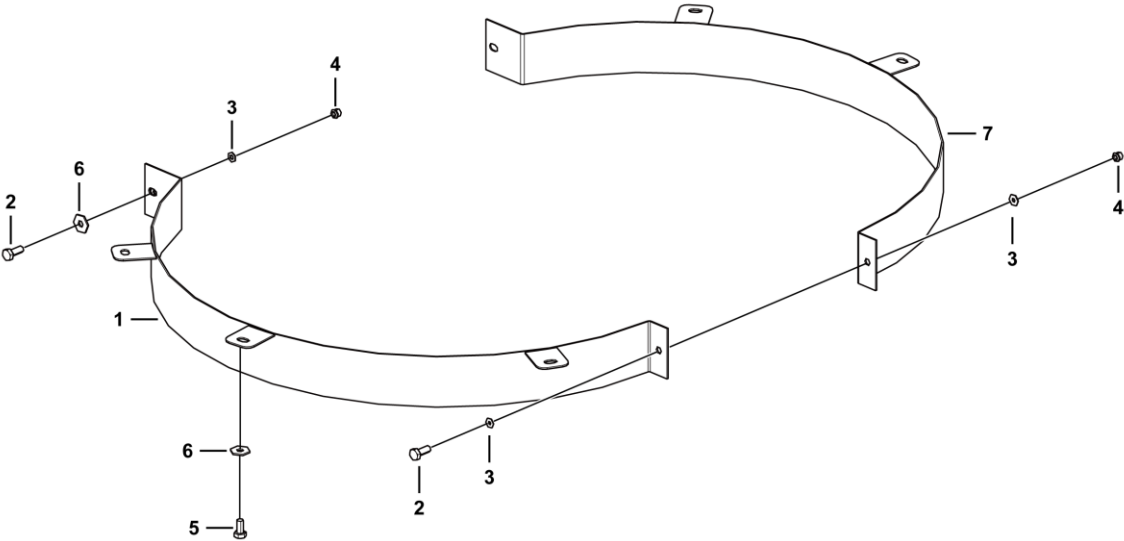
Key	Part No.	Description	Spare parts Y/N	Qty	Remarks
1	25230010804	Welding, turntable table weldment	Y	1	
2	4013010370	Reed nut qc339-m10flznyc-8-480	Y	8	
3	25230005684	Welding, battery support plate weldment	Y	1	
4	4011011107	Bolt gb5783-m14*50flznyc-8.8-480	Y	1	
5	4015010371	Washer gb96.1-14flznyc-300hv-480	Y	2	
6	4013010363	Nut gb889.1-m14flznyc-8-480	Y	1	
7	25230011891	Forming (stamping, etc.), t20j right guard plate, turntable	Y	1	
8	4015010289	Washer gb96.1-8flznyc-480	Y	44	
9	4011010707	Bolt gb5783-m10*30flznyc-8.8-480	Y	5	
10	4015010278	Washer gb96.1-10flznyc-480	Y	4	
11	25230011961	Welding, wiring round steel support	Y	2	
12	4011010987	Bolt gb5782-m8*45flznyc-8.8-480	Y	4	
13	4015010280	Washer gb97.1-8flznyc-480	Y	11	
14	4013010297	Nut gb889.1-m8flznyc-8-480	Y	27	
15	25230005531	Slewing bearing protection assembly	N	1	
16	4011010743	Bolt gb5783-m8*25flznyc-8.8-480	Y	14	
17	25200000641	Pin, 10*70	Y	1	
18	25230000921	Pin, $\phi 31.75 \times 340$	Y	1	
19	4011010708	Bolt gb5783-m8*30flznyc-8.8-480	Y	6	
20	4011010711	Bolt gb5783-m8*20flznyc-8.8-480	Y	4	
21	25230011901	Forming (stamping, etc.), t20j left guard plate, turntable	Y	1	
22	25290002891	Clip assembly	N	2	

Turntable assembly



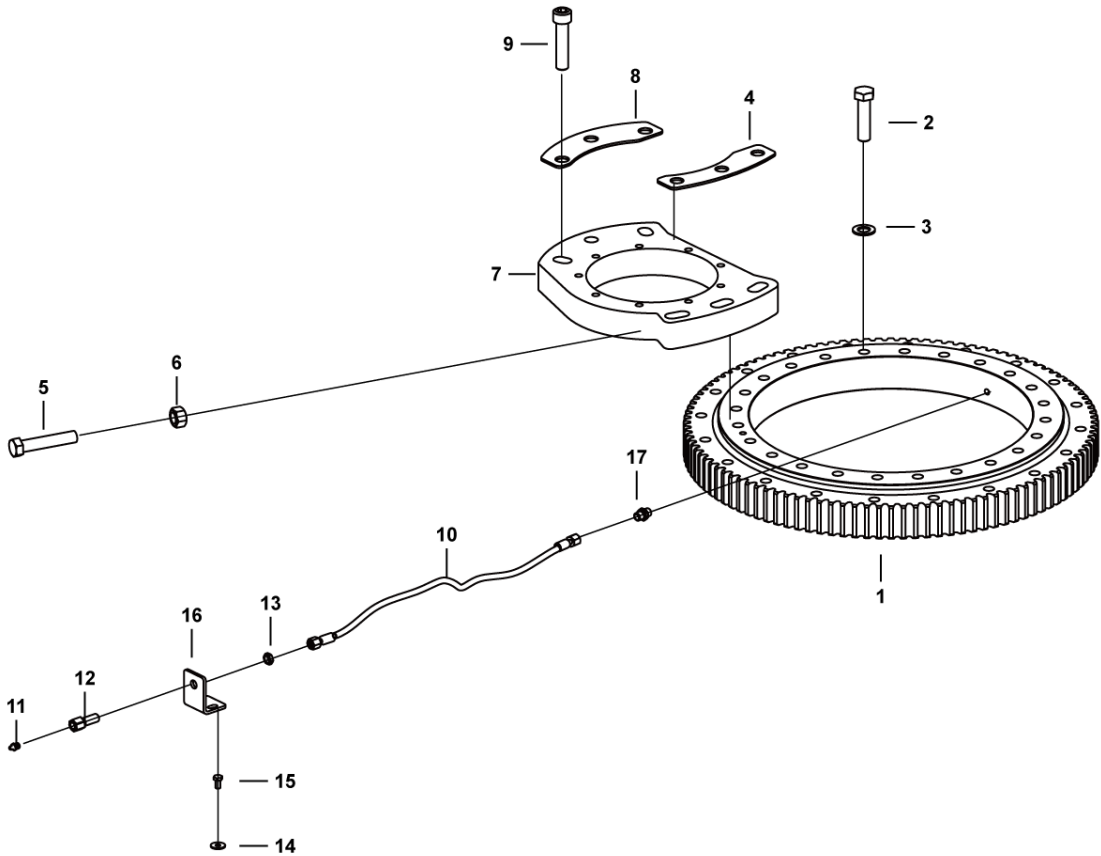
Key	Part No.	Description	Spare parts Y/N	Qty	Remarks
23	25230005723	Welding, left mounting plate weldment	Y	1	
24	25230005742	Forming (stamping, etc.), right mounting plate, turntable	Y	1	
25	25290005903	Forming (stamping, etc.), damping pad	Y	2	
26	4013010349	Nut gb6172.1-m10flznyc-05-480	Y	2	
27	4015010339	Washer gb97.1-10flznyc-300hv-480	Y	7	
28	4013010296	Nut gb889.1-m10flznyc-8	Y	6	
29	25230010791	Welding, support round steel	Y	1	
30	25160002171	Rubber sleeve, 65*92*27	Y	2	
31	25230002041	Limit lever, φ45*180	N	1	
32	25230000952	Screw, φ12*80	Y	1	
33	4014010350	Bolt	Y	4	
34	25230002022	Boom cushion block	N	1	
35	25230012681	Clip mounting plate, rubber handle	Y	1	
36	25230012761	Welding, right wiring round steel support	Y	1	

Assembly



H1400-2523000553.S

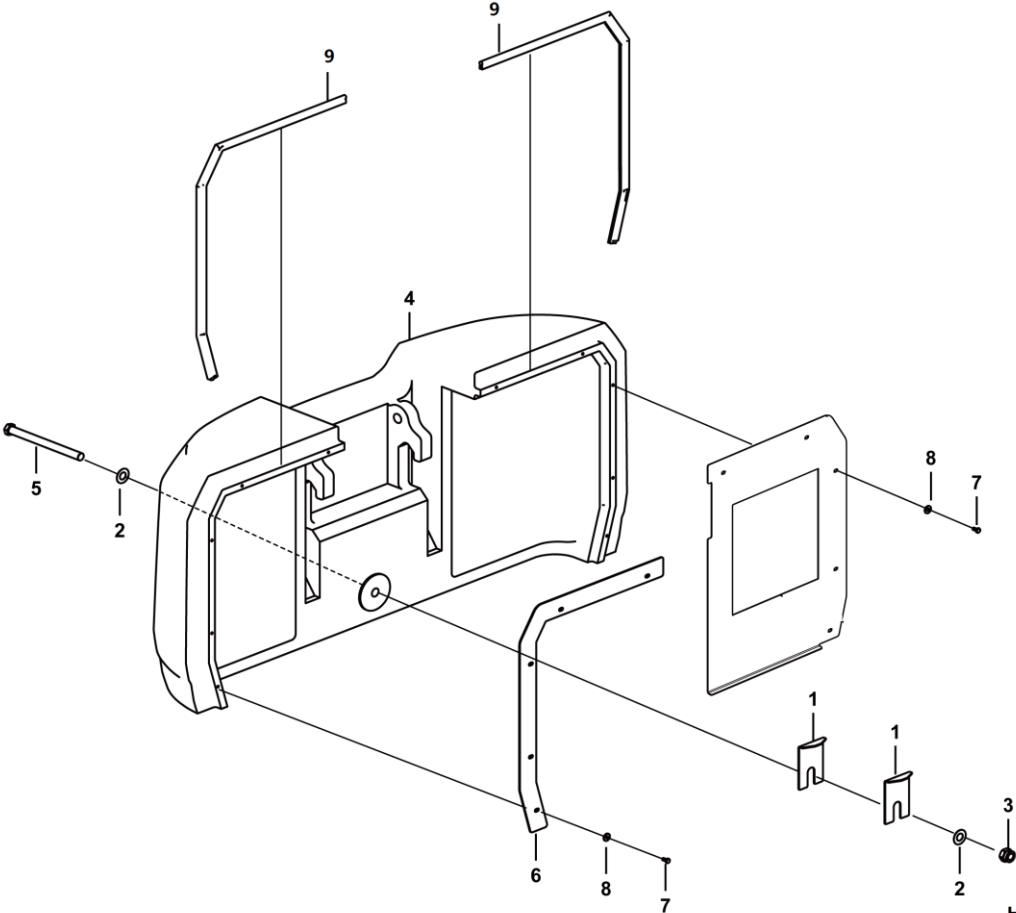
Swing system



H1500-2525000005.S1c

Key	Part No.	Description	Spare parts Y/N	Qty	Remarks
1	4021010036	Slewing bearing qwb570.25z	Y	1	
2	4011000576	Bolt gb5782-m20*80epzn-10.9	Y	44	
3	4015000176	Washer gb97.1-20epzn-300hv	Y	44	
4	25250000112	Adjusting shim 2, for fixing slewing mechanism adjusting plate	N	1	
5	4011010530	Bolt gb5783-m20*100epzn-8.8	Y	1	
6	4013000020	Nut gb6170-m20epzn-8	Y	1	
7	25250000183	Gear backlash adjusting plate	Y	1	
8	25250000102	Adjusting shim, for fixing slewing mechanism adjusting plate	N	1	
9	4014010076	Screw	Y	6	
10	4120703508	Hose 20411-14-04*scp3-04*850, grease filler to slewing mechanism	Y	1	
11	4030000065	Grease fitting jb7940.1-m10*1	Y	1	
12	25250000021	Bulkhead fitting	Y	1	
13	4013000190	Nut gb6173-m14*1.5epzn-05	Y	1	
14	4015000256	Washer gb96.1-8epzn-300hv	Y	2	
15	4011000102	Bolt gb5783-m8*16epzn-8.8	Y	2	
16	25250000082	Forming (stamping, etc.), mounting plate, for installing and fixing fitting	Y	1	
17	25250000071	Straight fitting, 14-17	Y	1	

Counter weight assembly



H1600-2528000157.S1a

Key	Part No.	Description	Spare parts Y/N	Qty	Remarks
1	25280000651	Counterweight adjusting pad	N	2	
2	4015010372	Washer gb96.1-30flznyc-300hv-480	Y	2	
3	4013010373	Nut gb889.1-m30flznyc-10-480	Y	1	
4	25280000234	Counterweight, 2550	Y	1	
5	4011011128	Bolt gb5782-m30*350flznyc-10.9-480	Y	1	
6	25280000612	Forming (stamping, etc.), left adjusting plate	N	1	
7	4011010748	Bolt gb5783-m10*20flznyc-8.8-480	Y	10	
8	4015010278	Washer gb96.1-10flznyc-480	Y	10	
9	25280000171	Rubber strip	Y	2	

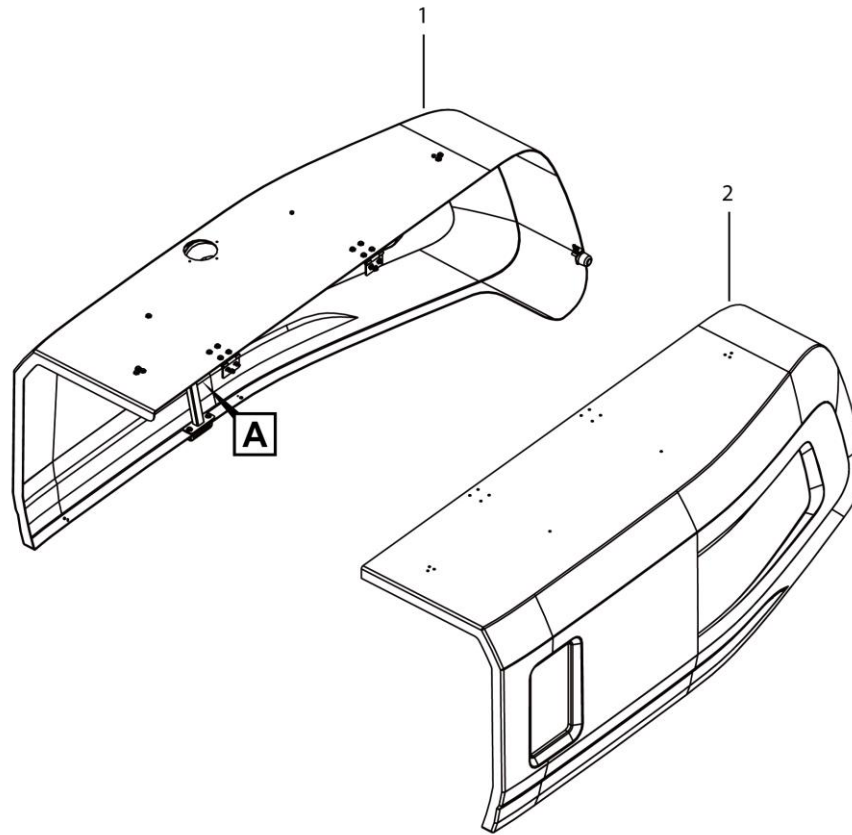
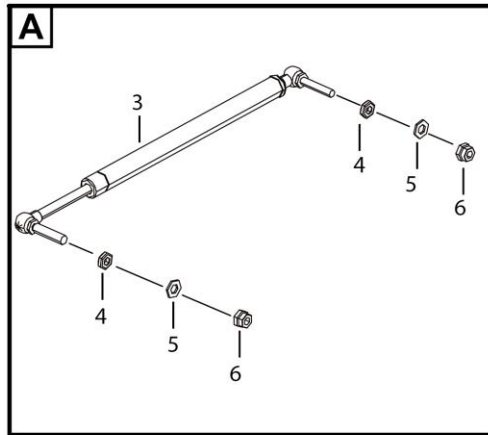


I
COVER ACCESSORY



LINGONG GROUP JINAN HEAVY MACHINERY CO., LTD.

Cover assembly

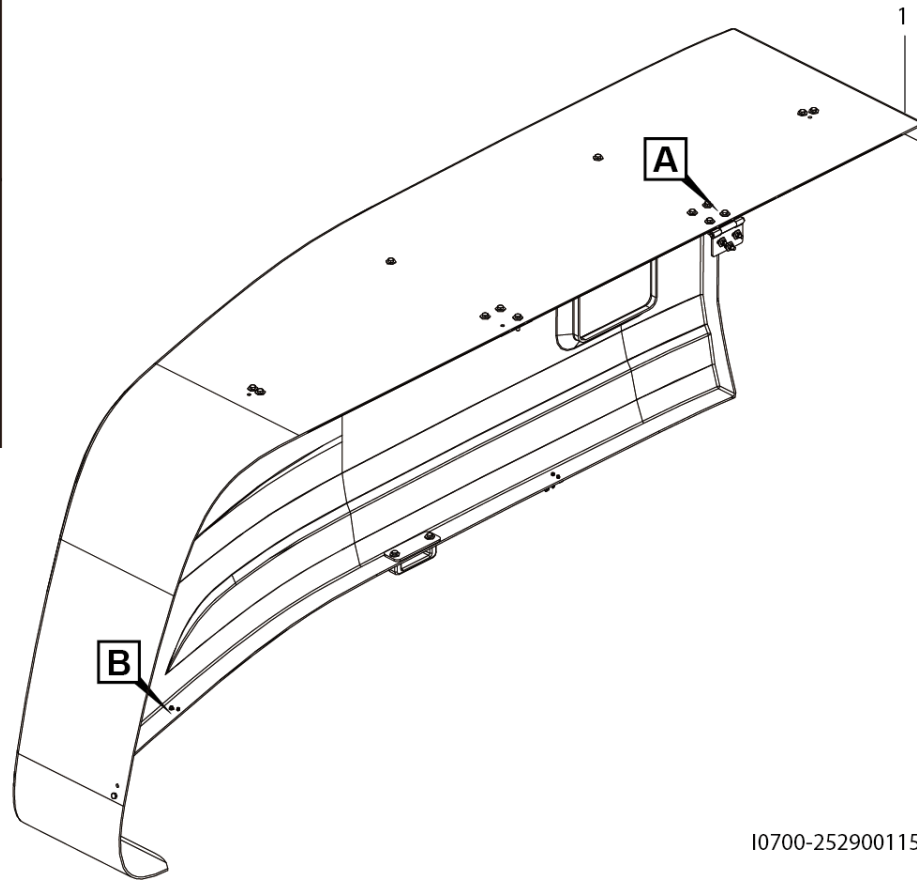
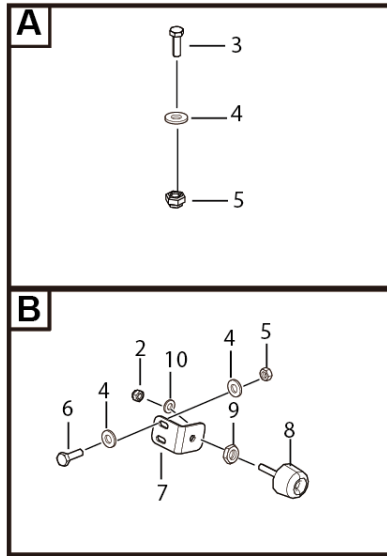


I1700-2529000600

Key	Part No.	Description	Spare parts Y/N	Qty	Remarks
1	25290011561	Right hood assembly	N	1	
2	25290011511	Left hood assembly	N	1	
3	4120705910	Gas spring 361-506/1300n	Y	4	
4	4013010349	Nut gb6172.1-m10flznycy-05-480	Y	8	
5	4015010339	Washer gb97.1-10flznyc-300hv-480	Y	8	
6	4013010296	Nut gb889.1-m10flznyc-8	Y	8	



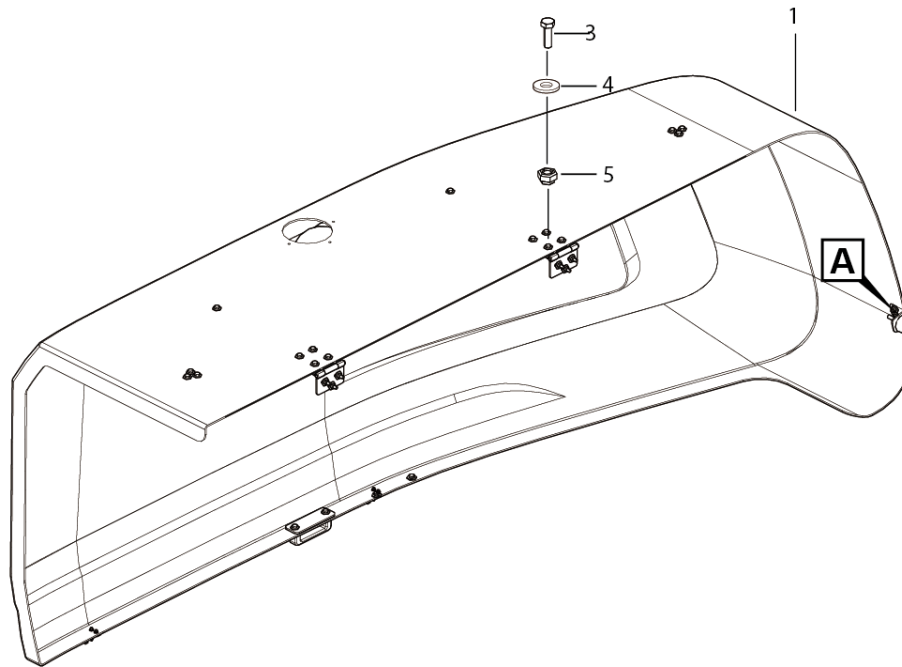
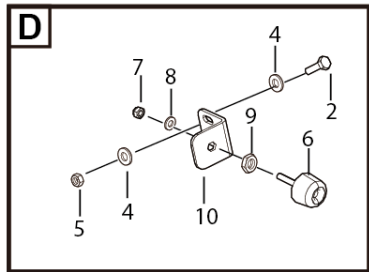
Left hood assembly



I0700-2529001151.S1a

Key	Part No.	Description	Spare parts Y/N	Qty	Remarks
1	25290011604	Left hood distribution assembly	N	1	
2	4013010296	Nut gb889.1-m10flznyc-8	Y	1	
3	4011010708	Bolt gb5783-m8*30flznyc-8.8-480	Y	6	
4	4015010289	Washer gb96.1-8flznyc-480	Y	16	
5	4013010297	Nut gb889.1-m8flznyc-8-480	Y	8	
6	4011010743	Bolt gb5783-m8*25flznyc-8.8-480	Y	2	
7	25290004691	Forming (stamping, etc.), bend plate, damping pad	Y	1	
8	25290005903	Forming (stamping, etc.), damping pad	Y	1	
9	4013010349	Nut gb6172.1-m10flznyc-05-480	Y	1	
10	4015010278	Washer gb96.1-10flznyc-480	Y	1	

Right hood assembly



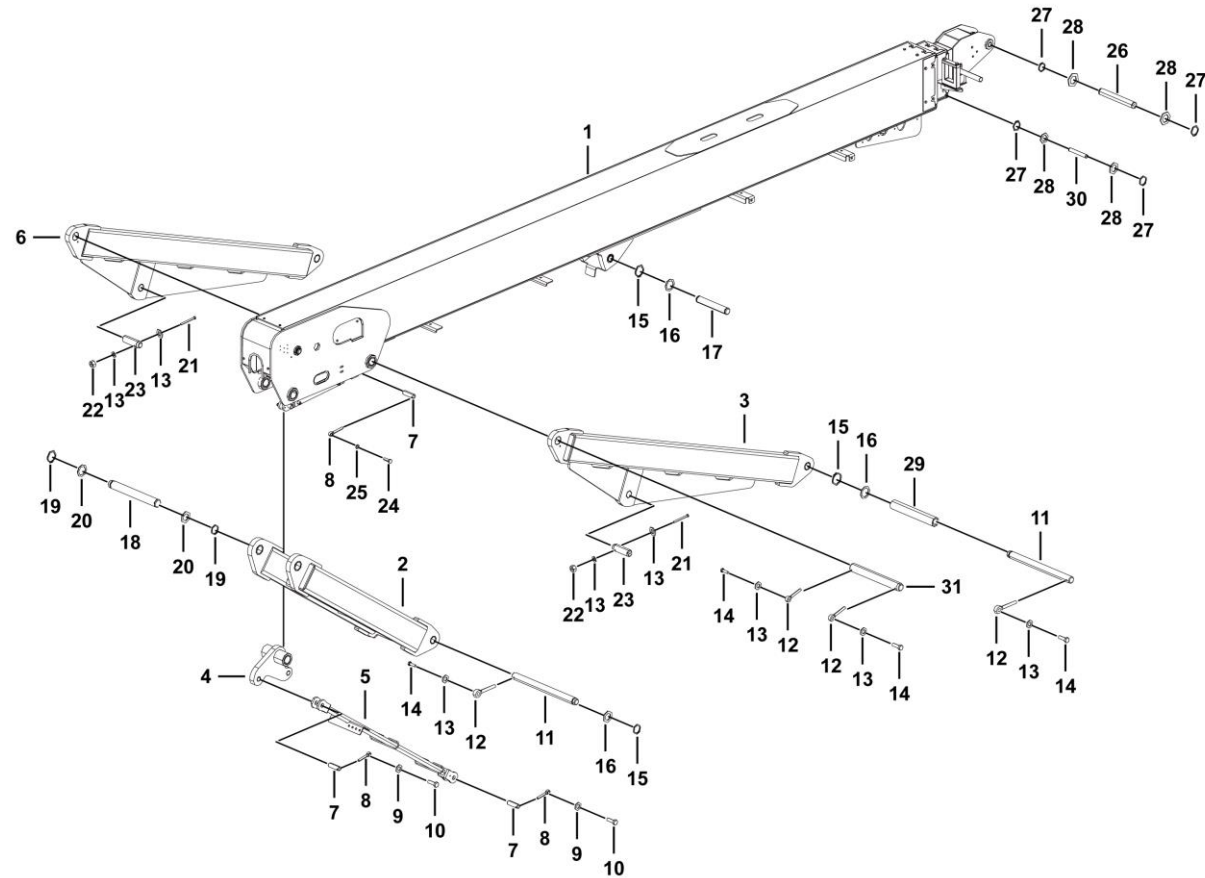
I0700-2529001156.S1a

J
BOOM SYSTEM



LINGONG GROUP JINAN HEAVY MACHINERY CO., LTD.

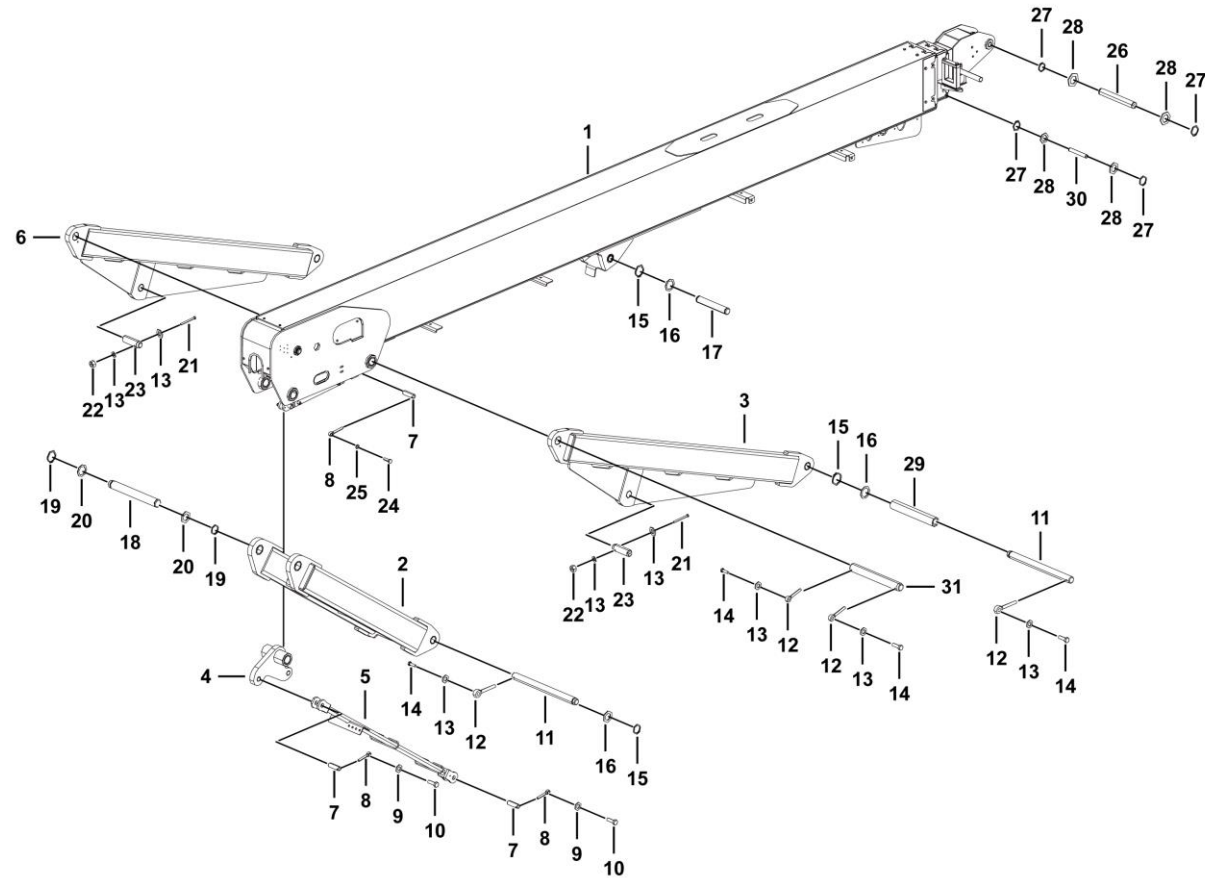
Boom assembly



J1800-2522001060.S

Key	Part No.	Description	Spare parts Y/N	Qty	Remarks
1	25220010611	Telescopic boom assembly	N	1	
2	25220002472	Welding, lower link assembly	N	1	
3	25220002581	Welding, left upper link assembly	Y	1	
4	25220002391	Leveling bracket assembly	Y	1	
5	25220002435	Welding, leveling link	Y	1	
6	25220002641	Welding, right upper link assembly	Y	1	
7	25220005431	Shaft 31.75*105	Y	4	
8	25200006221	Pin, 10*58.5	Y	4	
9	4015000162	Washer gb97.1-10epzn-300hv	Y	2	
10	4011000082	Bolt gb5783-m10*25epzn-8.8	Y	2	
11	25220005751	Link fixed shaft	Y	2	
12	25220000611	Pin ϕ 33-70	Y	4	
13	4015000168	Washer gb97.1-12epzn-300hv	Y	8	
14	4011000090	Bolt gb5783-m12*35epzn-8.8	Y	4	
15	4015010264	Snap ring jb4342-50-65mn	Y	4	
16	25220002701	Washer 50	Y	4	
17	25220005621	Double circlip shaft 50.8*297	Y	1	
18	25220005611	Double circlip shaft 60*475	Y	1	
19	4015010263	Snap ring jb4342-60-65mn	Y	2	
20	25220002681	Washer 60	Y	2	
21	4011000054	Bolt gb5782-m12*120epzn-8.8	Y	2	
22	4013010120	Nut gb6185-m12epzn-8	Y	2	

Boom assembly

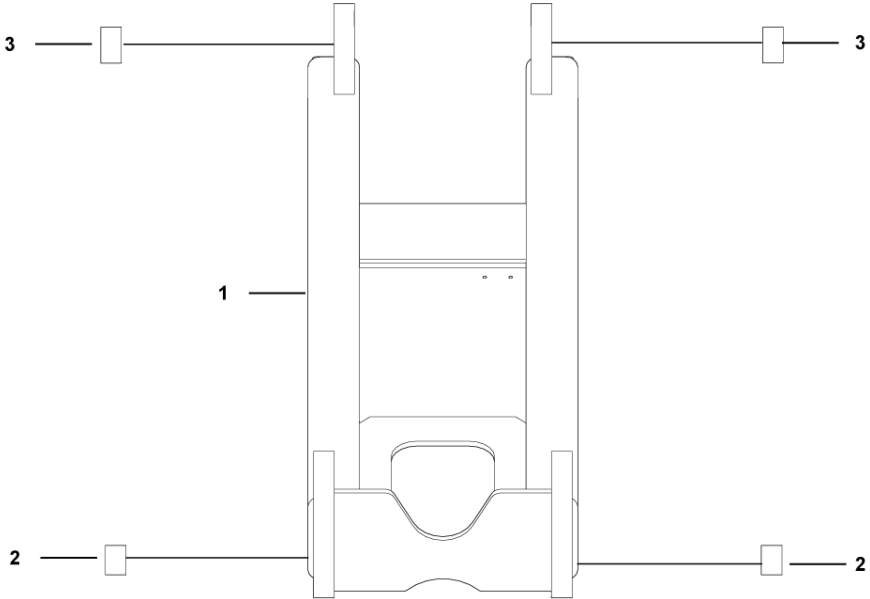


J1800-2522001060.S

Key	Part No.	Description	Spare parts Y/N	Qty	Remarks
23	25220005632	Middle shaft of uffing cylinder	Y	2	
24	4011000106	Bolt gb5783-m8*25epzn-8.8	Y	2	
25	4015000072	Washer gb97.1-8epzn-300hv	Y	2	
26	25220002741	Shaft 31.75*225	Y	1	
27	4015010251	Snap ring jb4342-32-65mn	Y	4	
28	25200002832	Washer, 32*20*3	Y	4	
29	25220002721	Turntable front hinged point spacer, $\phi 70 \times 419$	Y	1	
30	25220002751	Shaft 31.75*200	Y	1	
31	25220005491	Double-hole shaft	Y	1	

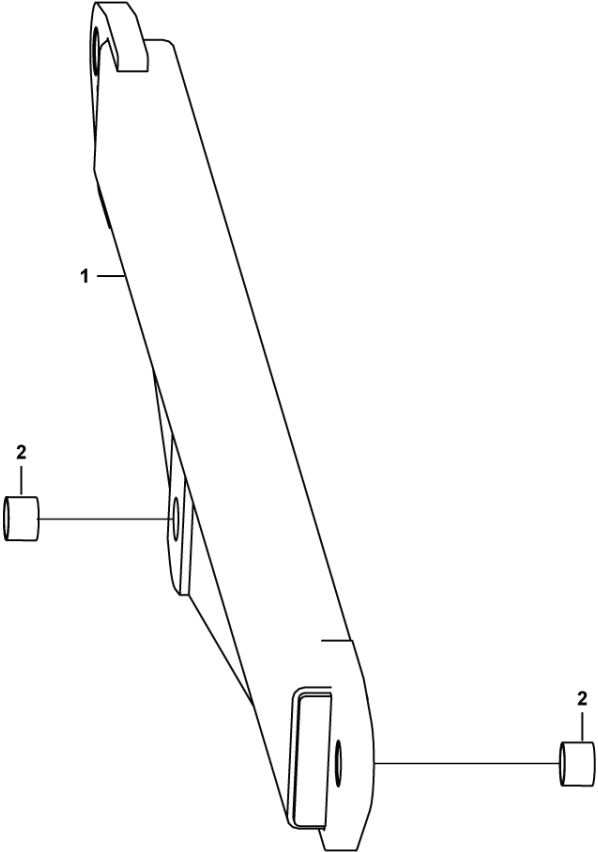


Connecting rod assembly



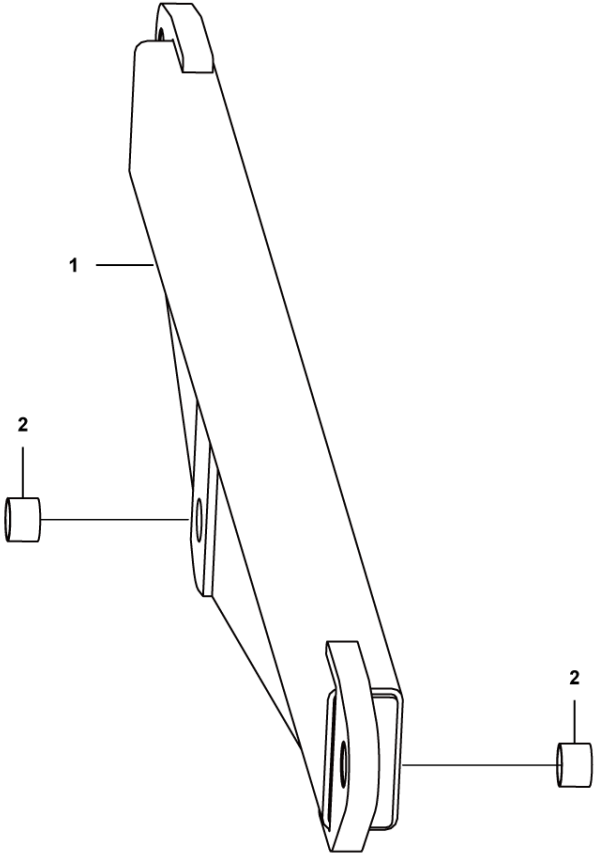
J1802-2522000247.S1a

Right connecting bar assembly



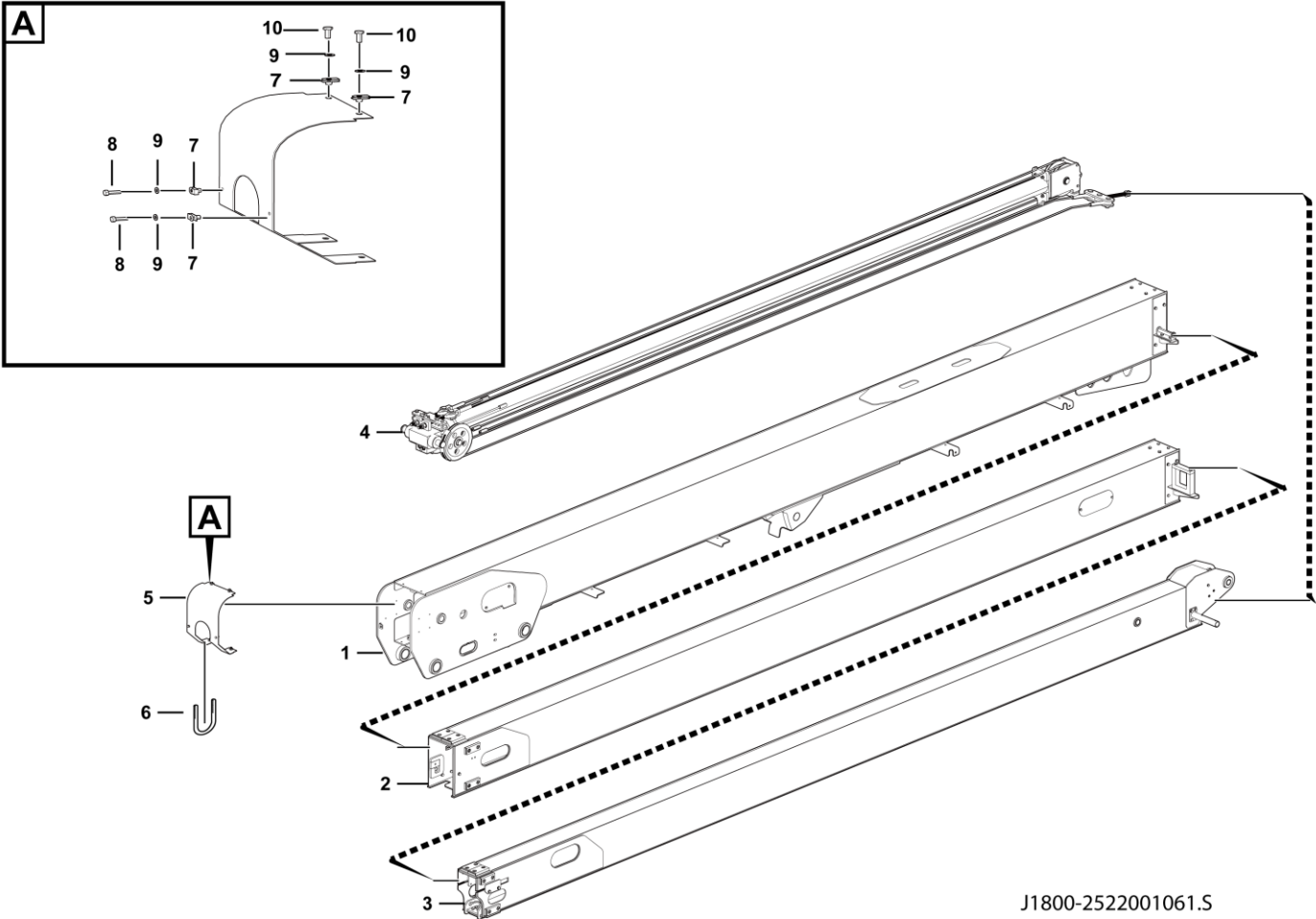
J1805-2522000264.S

Left connecting bar assembly



J1803-2522000258

Boom assembly

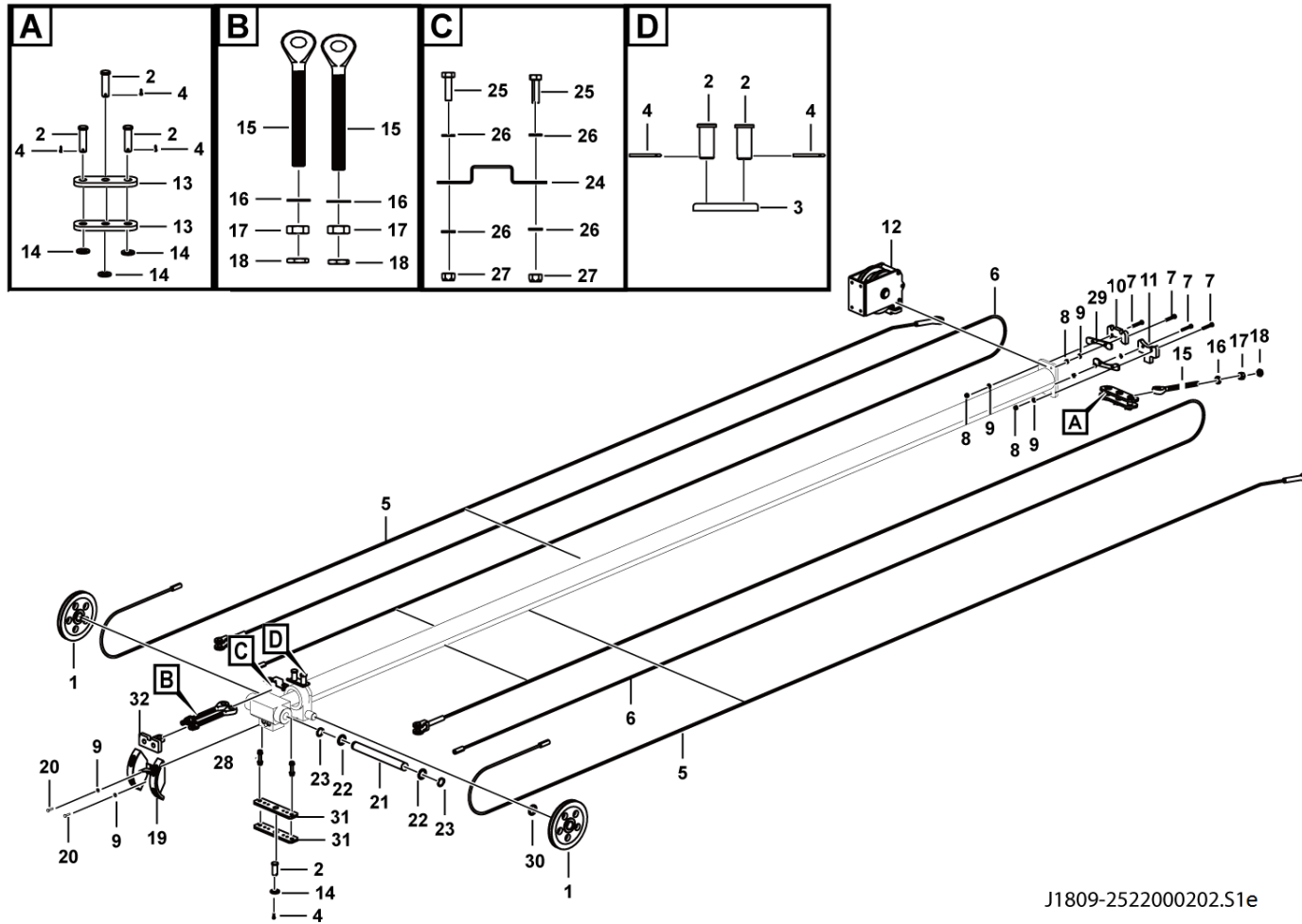


J1800-2522001061.S

Key	Part No.	Description	Spare parts Y/N	Qty	Remarks
1	25220010621	Primary boom assembly	N	1	
2	25220010861	1st boom section assembly	N	1	
3	25220011061	2nd boom section assembly	N	1	
4	25220002021	Telescopic system	N	1	
5	25220008083	Rear enclosure plate of primary boom	Y	1	
6	25220008091	Clamp rubber strip 550-3	Y	1	
7	4014010053	Reed nut qc339-m8epzn-8	Y	4	
8	4011000105	Bolt gb5783-m8*20epzn-8.8	Y	2	
9	4015000072	Washer gb97.1-8epzn-300hv	Y	4	
10	4011000106	Bolt gb5783-m8*25epzn-8.8	Y	2	



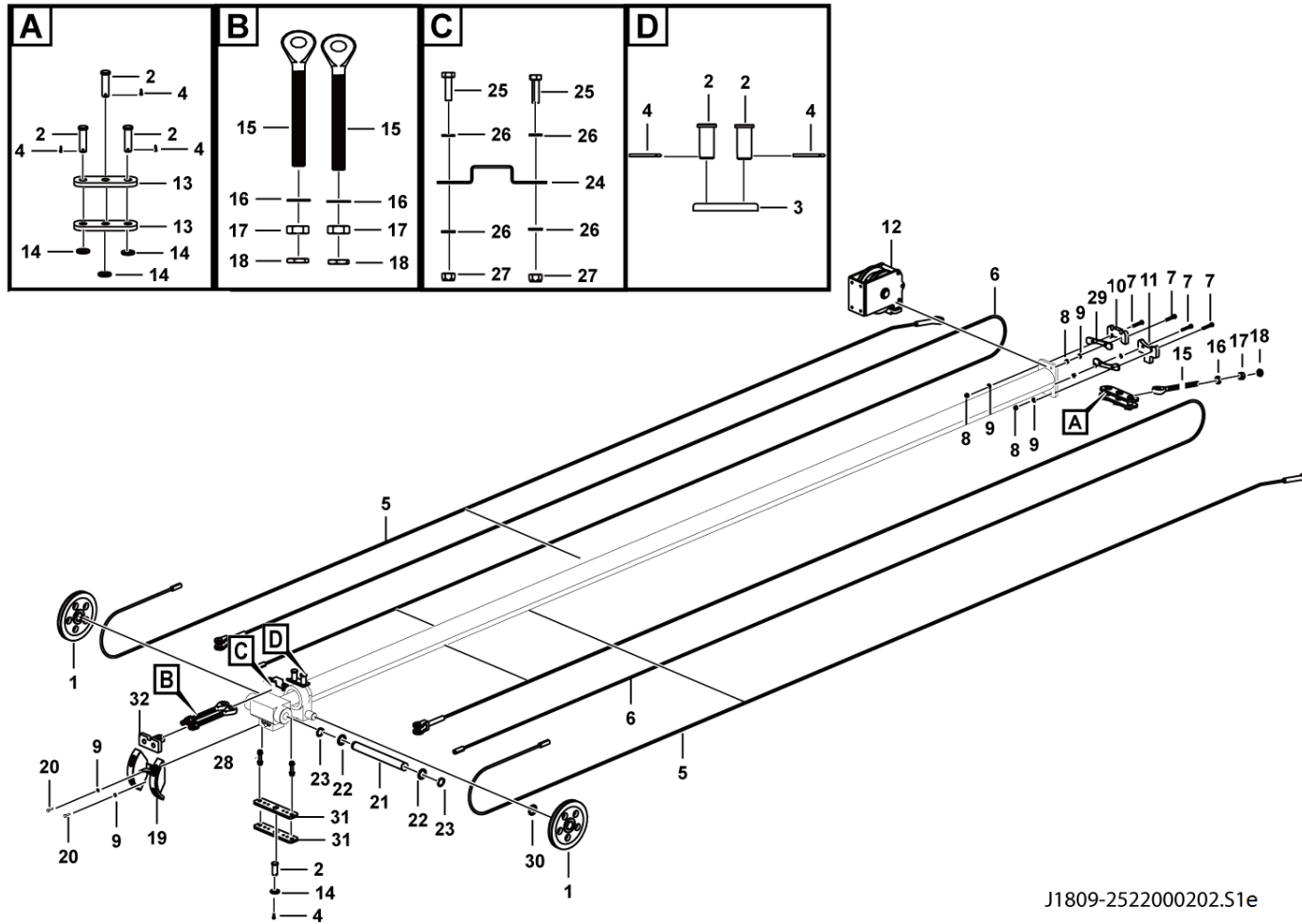
Telescopic system assembly



J1809-2522000202.S1e

Key	Part No.	Description	Spare parts Y/N	Qty	Remarks
1	25220002031	Two-section pulley assembly, pulley and shaft sleeve	Y	2	
2	25220002361	Extension system pin, for connecting wire rope	Y	6	
3	25220003501	Anti-rotation plate, wire rope	Y	1	
4	4016010133	Cotter pin gb91-5*40flznyc--480-q235a	Y	6	
5	4190002478	Retraction rope row assembly	Y	2	
6	4190002479	Extension rope row assembly	Y	2	
7	4011010729	Bolt gb5782-m10*65flznyc-8.8-480	Y	4	
8	4013010296	Nut gb889.1-m10flznyc-8	Y	6	
9	4015010339	Washer gb97.1-10flznyc-300hv-480	Y	10	
10	25220003481	Wire rope guide plate, wire rope guide block	Y	1	
11	25220006391	Nylon block	Y	1	
12	25220002091	Telescopic cylinder head bracket assembly	N	1	
13	25220002371	Retraction connecting plate, wire rope	Y	2	
14	4015010364	Washer gb97.1-24flznyc-300hv-480	Y	4	
15	25220002342	Screw, m20*290	Y	3	
16	4015010338	Washer gb97.1-20flznyc-300hv-480	Y	3	
17	4013010377	Nut gb6170-m20flznyc-10-480	Y	3	
18	4013010361	Nut gb6172.1-m20flznyc-05-480	Y	3	
19	25220006401	Welding, retraction pulley stop	Y	1	
20	4011010908	Screw gb70.1-m8*25flznyc-8.8-480	Y	2	
21	25220002321	Shaft 38.1*360	Y	1	
22	25200002761	Washer,51*38*2	Y	2	

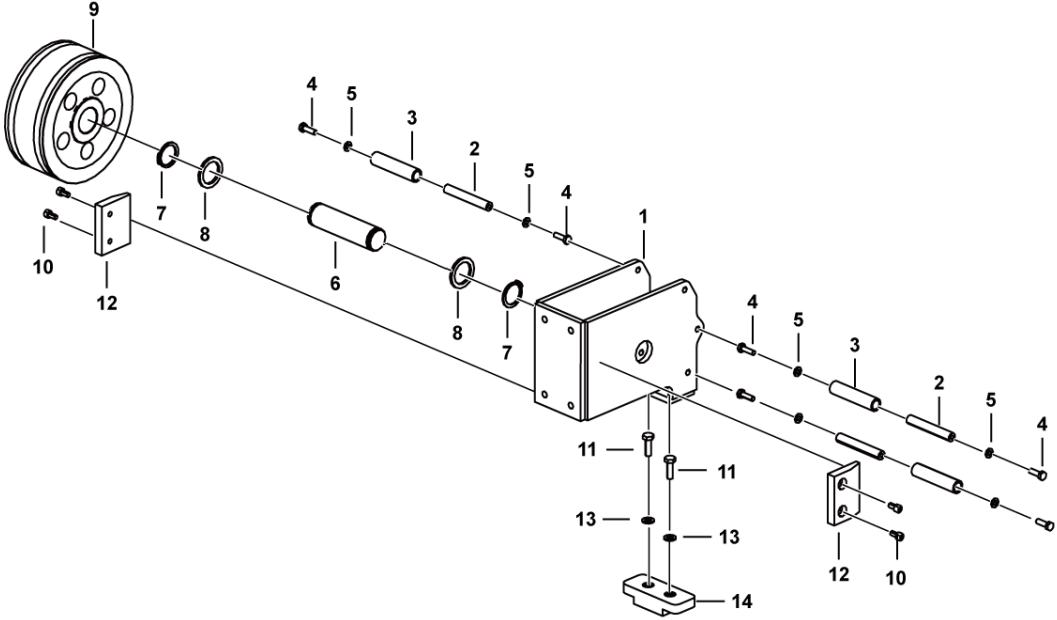
Telescopic system assembly



J1809-2522000202.S1e

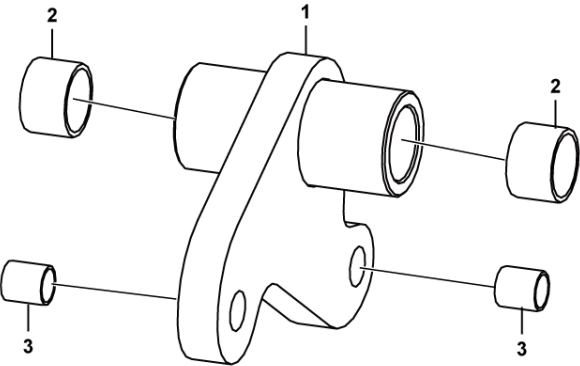
Key	Part No.	Description	Spare parts Y/N	Qty	Remarks
23	4015010249	Snap ring jb4342-38-65mn	Y	2	
24	25220002331	Forming (stamping, etc.), broken rope limit switch bracket	Y	1	
25	4011010743	Bolt gb5783-m8*25flznyc-8.8-480	Y	2	
26	4015010280	Washer gb97.1-8flznyc-480	Y	4	
27	4013010297	Nut gb889.1-m8flznyc-8-480	Y	2	
28	4011010729	Bolt gb5782-m10*65flznyc-8.8-480	Y	2	
29	25220006381	Profiled gasket	Y	2	
30	25220006821	Washer 38.1	Y	2	
31	25220002352	Extension system fixing plate, 262*60*10	Y	2	
32	25220002221	Welding, extension system connecting bracket	Y	1	

Bracket assembly



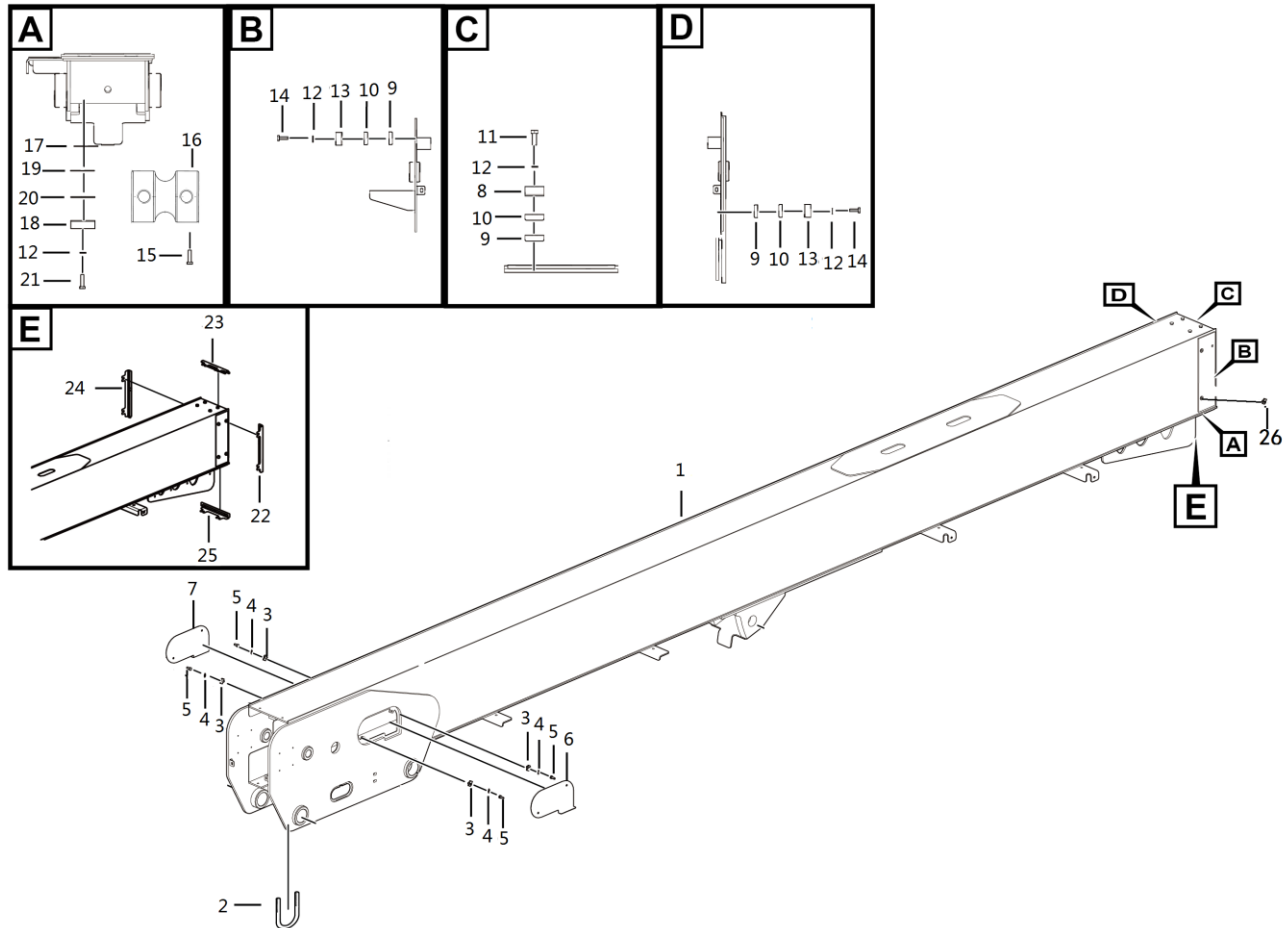
Key	Part No.	Description	Spare parts Y/N	Qty	Remarks
1	25220002102	Welding, telescopic cylinder head pulley mounting bracket	Y	1	
2	25220006361	Threaded pipe	Y	3	
3	25220002151	Guide pipe, $\phi 22 \times 95$	Y	3	
4	4011010743	Bolt gb5783-m8*25flznyc-8.8-480	Y	6	
5	4015010280	Washer gb97.1-8flznyc-480	Y	6	
6	25220002191	Shaft 38.1*143	Y	1	
7	4015010249	Snap ring jb4342-38-65mn	Y	2	
8	25220002182	Washer 38.5	Y	2	
9	25220020981	Extension pulley assembly	Y	1	
10	4014010243	Screw gb70.1-m8*16flznyc-8.8-480	Y	4	
11	4011010707	Bolt gb5783-m10*30flznyc-8.8-480	Y	2	
12	25220006351	Side slider, telescopic system guide	Y	2	
13	4015010339	Washer gb97.1-10flznyc-300hv-480	Y	2	
14	25220003511	Telescopic cylinder head slider	Y	1	

Levelling bracket assembly



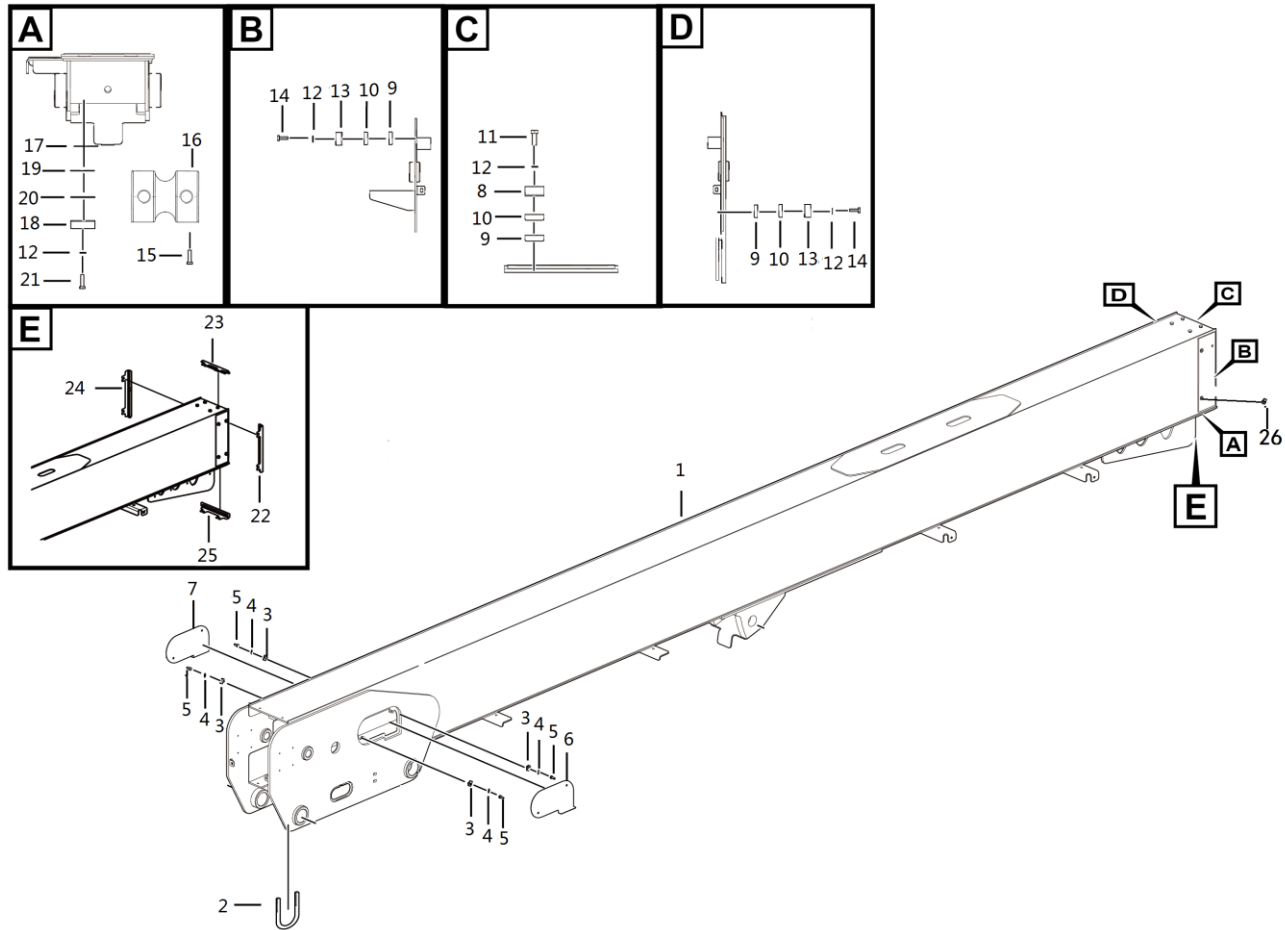
J1804-2522000239.S1a

Primary boom assembly

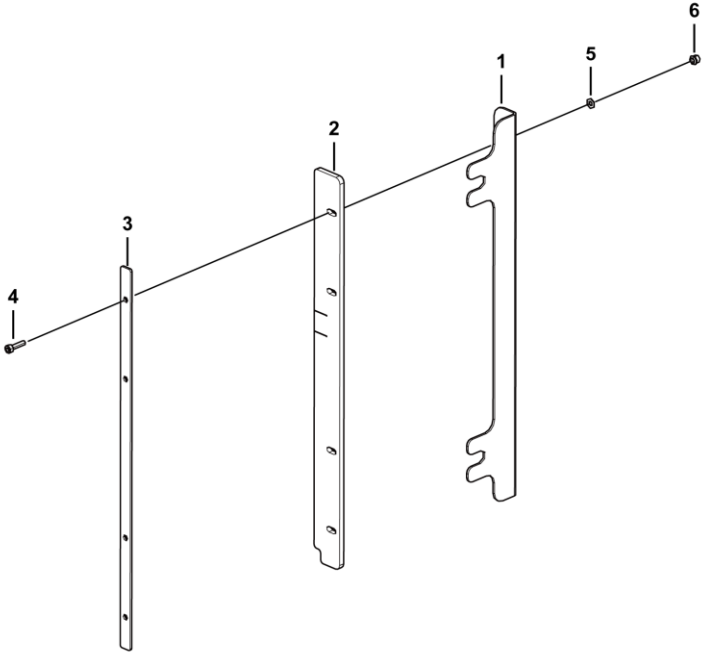


Key	Part No.	Description	Spare parts Y/N	Qty	Remarks
1	25220020961	Base boom assembly	Y	1	
2	25220007621	Clamp rubber strip 450-10	Y	1	
3	4013010383	Reed nut qc339-m8flznyc-8-480	Y	4	
4	4015010280	Washer gb97.1-8flznyc-480	Y	8	
5	4011010711	Bolt gb5783-m8*20flznyc-8.8-480	Y	4	
6	25220001401	Forming (stamping, etc.), primary boom side enclosure plate	Y	1	
7	25220028161	Forming (stamping, etc.), primary boom left enclosure plate	Y	1	
8	25220003211	Slider 45-20	Y	2	
9	25220003151	Slider pad 45-2	Y	6	
10	25220003141	Slider pad 45-1	Y	6	
11	4011010722	Bolt gb5783-m10*25flznyc-8.8-480	Y	4	
12	4015010339	Washer gb97.1-10flznyc-300hv-480	Y	8	
13	25220003191	Slider 45-23	Y	4	
14	4011010707	Bolt gb5783-m10*30flznyc-8.8-480	Y	8	
15	4014010246	Screw gb70.1-m8*20flznyc-8.8-480	Y	4	
16	25220018811	Wire rope guide block	Y	2	
17	25220007611	76 slider pad 6mm	Y	2	
18	25220010711	Slider pad 76-120-2	Y	2	
19	25220010721	Slider pad 76-120-1	Y	2	
20	25220007631	Slider 76-17.5	Y	2	
21	4011010727	Bolt gb5783-m10*35flznyc-8.8-480	Y	4	
22	25220011601	Primary boom left dust-proof assembly	N	1	

Primary boom assembly



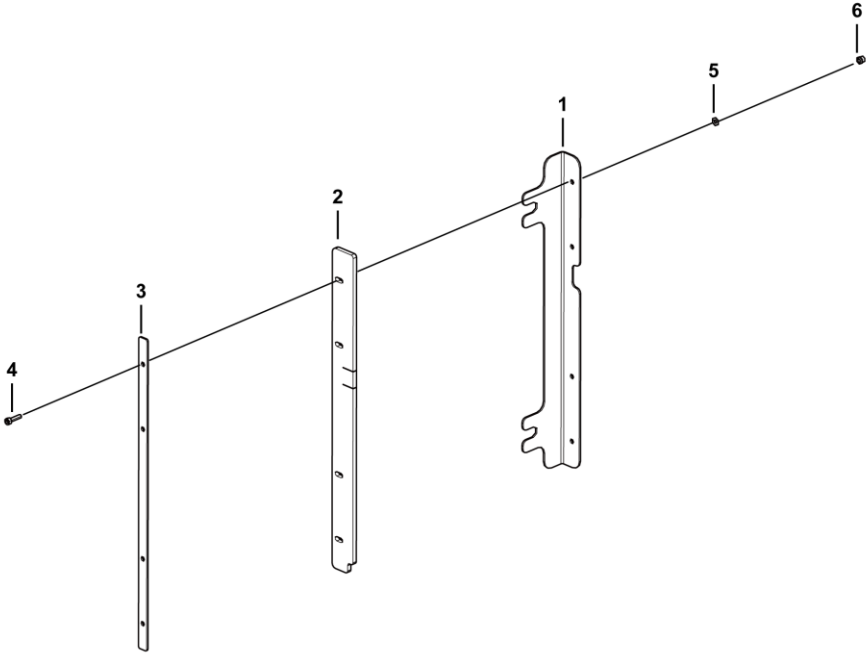
Cover assembly



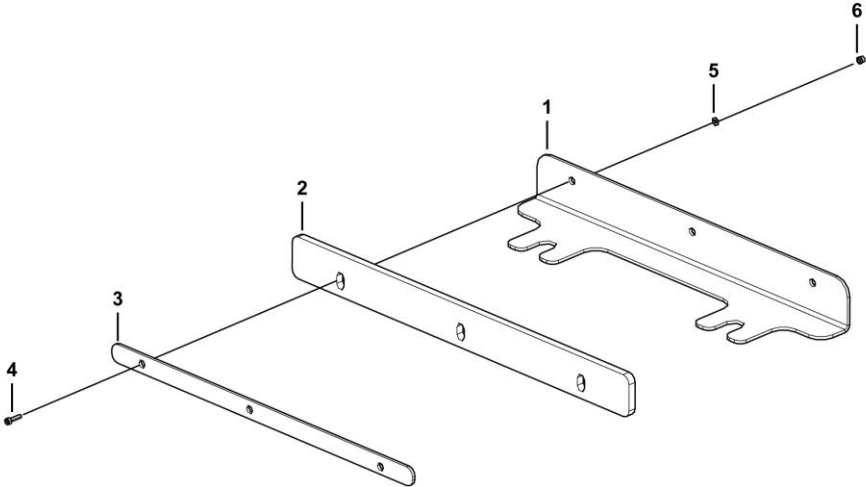
Key	Part No.	Description	Spare parts Y/N	Qty	Remarks
1	25220011611	Forming (stamping, etc.), base boom left dust-proof fixing plate	Y	1	
2	25220011621	Primary boom side rubber pad	Y	1	
3	25220010761	Primary boom side pressure plate, 360*12*2	Y	1	
4	4014010130	Screw gb70.1-m4*20flznyc-8.8-480	Y	4	
5	4015010290	Washer gb97.1-4flznyc-480	Y	4	
6	4013010360	Nut gb889.1-m4flznyc-8-480	Y	4	



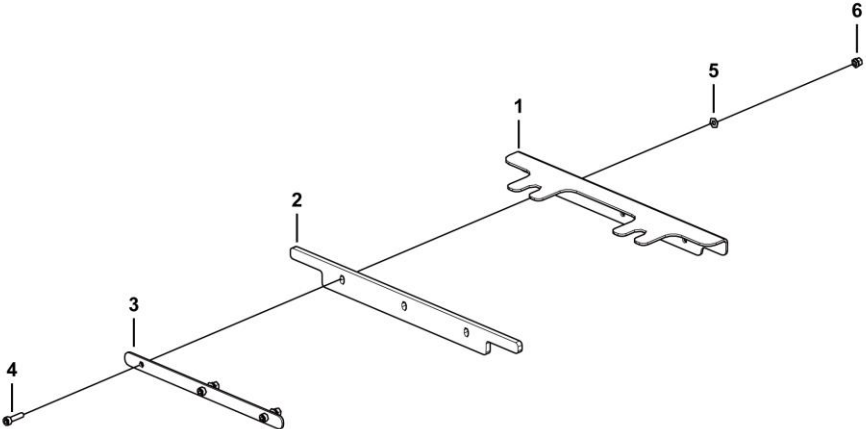
Cover assembly



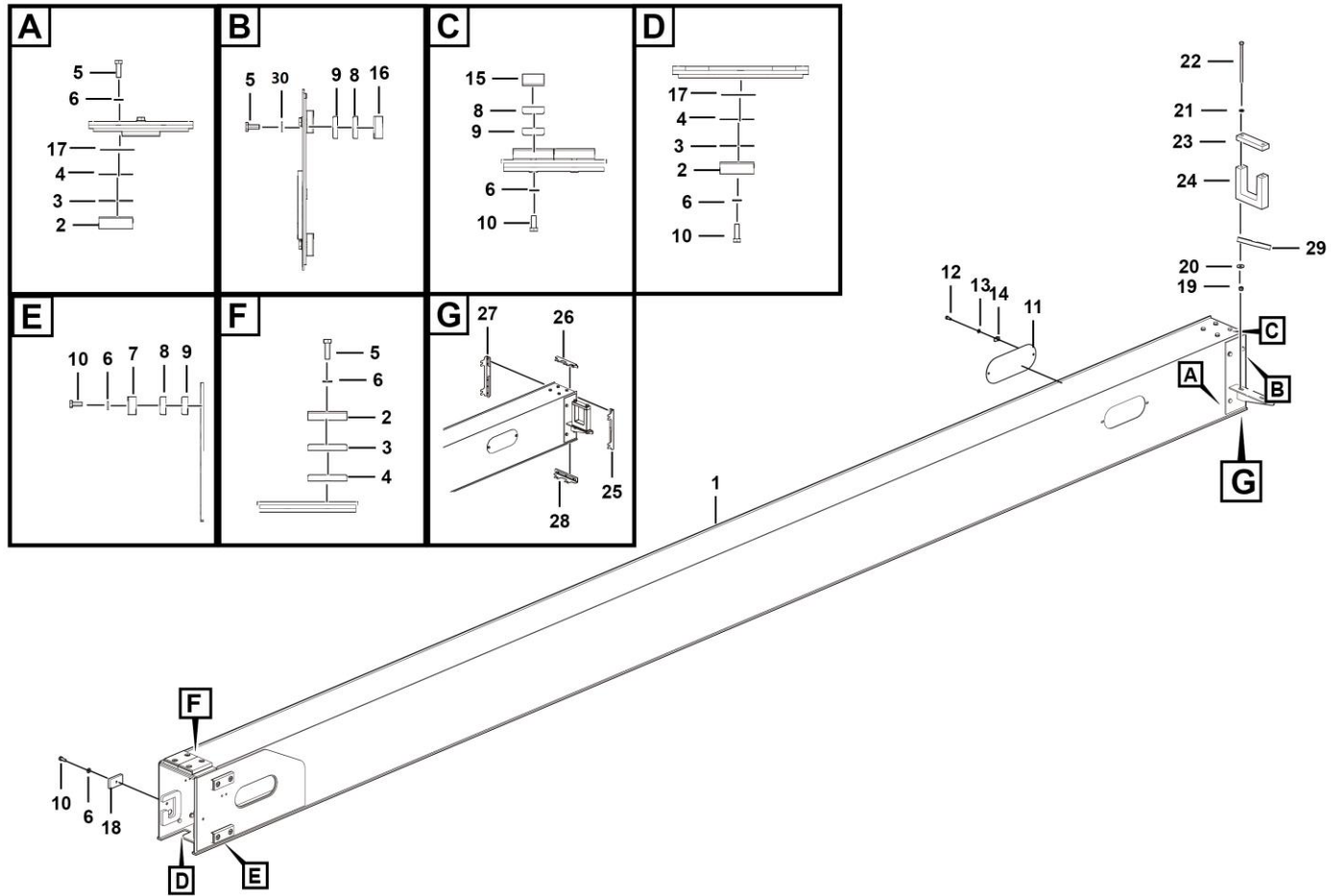
Cover assembly



Upper dust-proof assembly of base boom



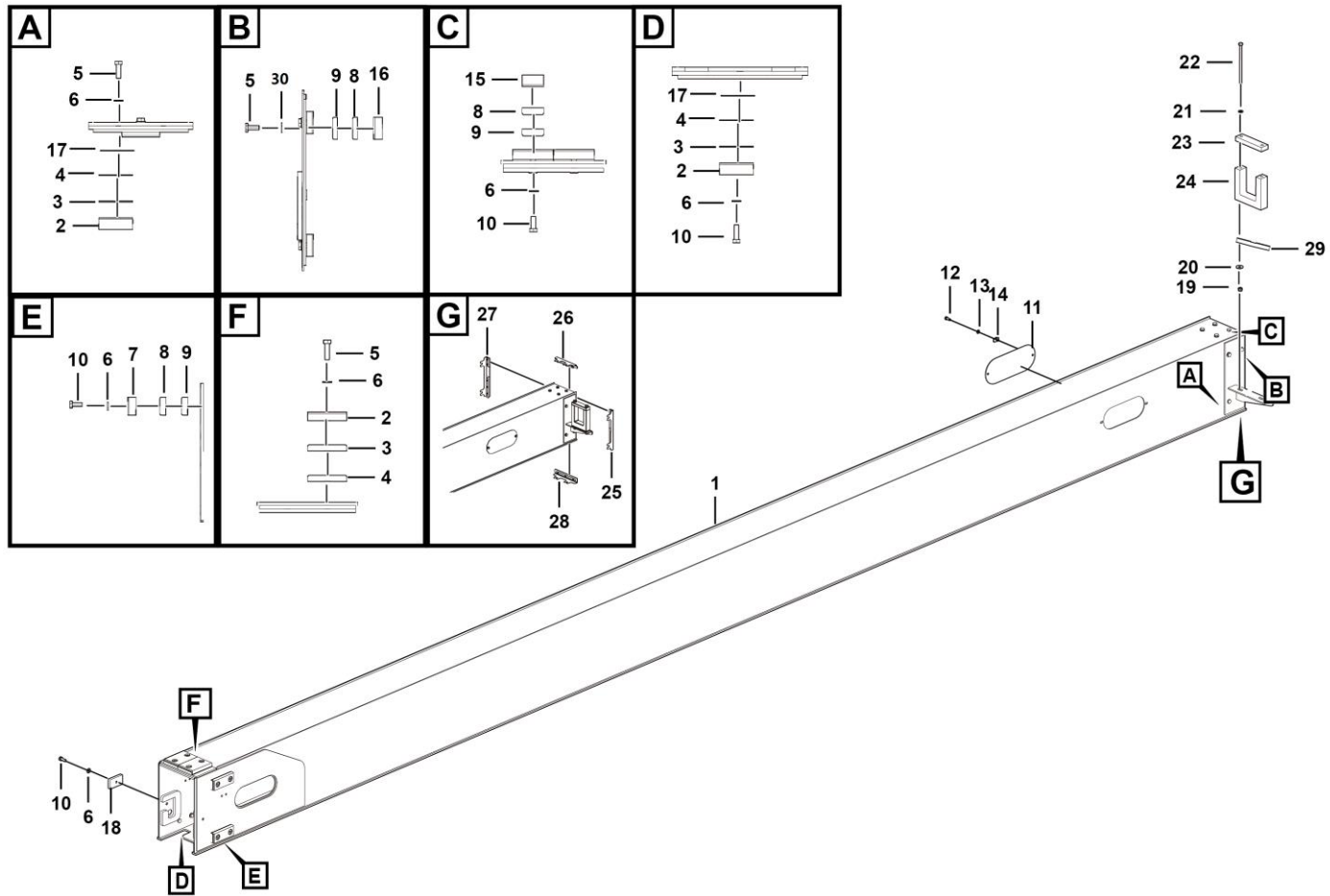
Second boom assembly



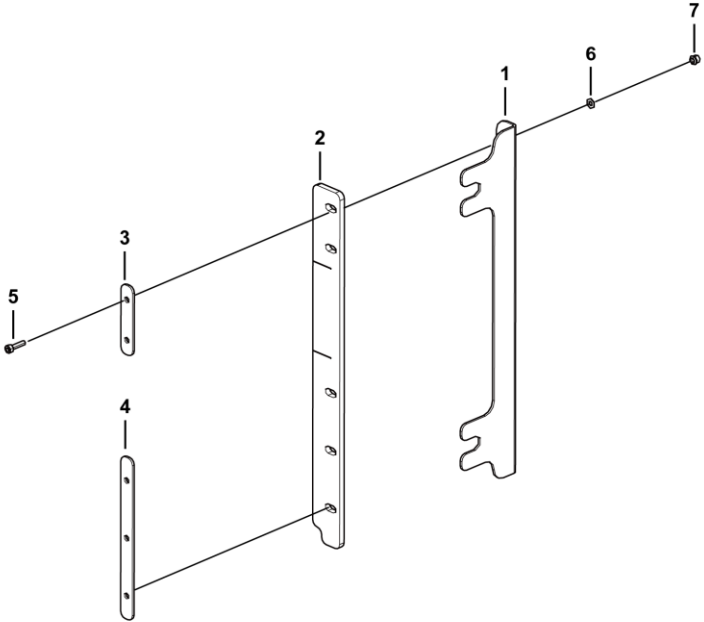
Key	Part No.	Description	Spare parts Y/N	Qty	Remarks
1	25220021091	1st boom section	Y	1	
2	25220007631	Slider 76-17.5	Y	5	
3	25220010711	Slider pad 76-120-2	Y	5	
4	25220010721	Slider pad 76-120-1	Y	5	
5	4011010707	Bolt gb5783-m10*30flznyc-8.8-480	Y	16	
6	4015010339	Washer gb97.1-10flznyc-300hv-480	Y	24	
7	25220003321	Slider 45-16	Y	4	
8	25220003141	Slider pad 45-1	Y	12	
9	25220003151	Slider pad 45-2	Y	12	
10	4011010722	Bolt gb5783-m10*25flznyc-8.8-480	Y	16	
11	25220001671	1st boom section side enclosure plate	Y	2	
12	4011010711	Bolt gb5783-m8*20flznyc-8.8-480	Y	4	
13	4015010280	Washer gb97.1-8flznyc-480	Y	4	
14	4013010383	Reed nut qc339-m8flznyc-8-480	Y	4	
15	25220003211	Slider 45-20	Y	2	
16	25220003191	Slider 45-23	Y	4	
17	25220007641	76 slider pad 3mm	Y	3	
18	25220001651	Telescopic cylinder fixing pressure block	Y	2	
19	4013010301	Nut gb889.1-m12flznyc-8-480	Y	2	
20	4015010286	Washer gb96.1-12flznyc-480	Y	2	
21	4015010282	Washer gb97.1-12flznyc-480	Y	2	
22	4011010945	Bolt gb5782-m12x210flznyc-8.8-300hv-480	Y	2	

Boom system

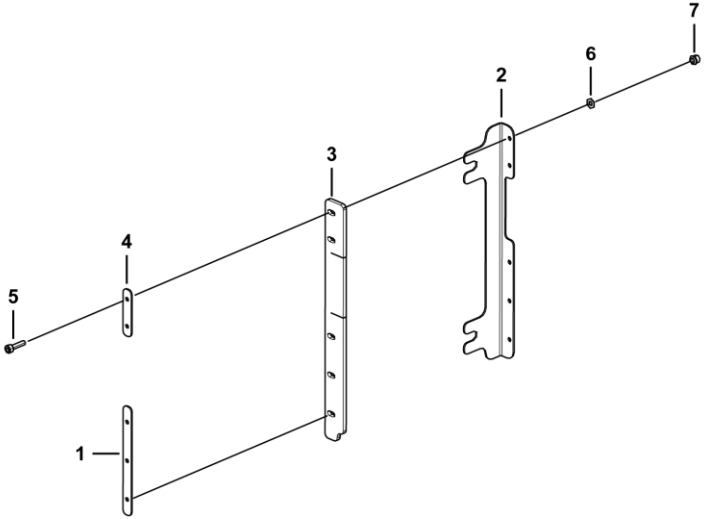
Second boom assembly



Cover assembly

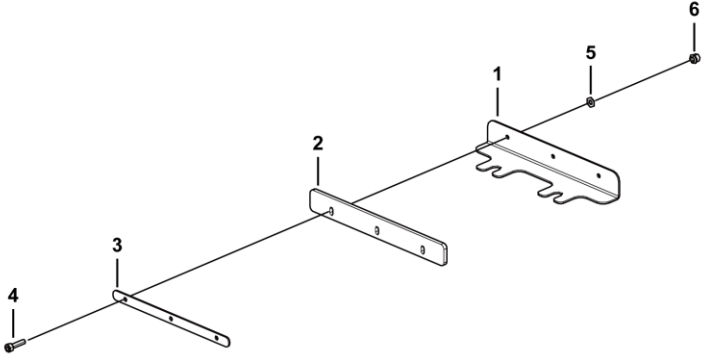


Cover assembly

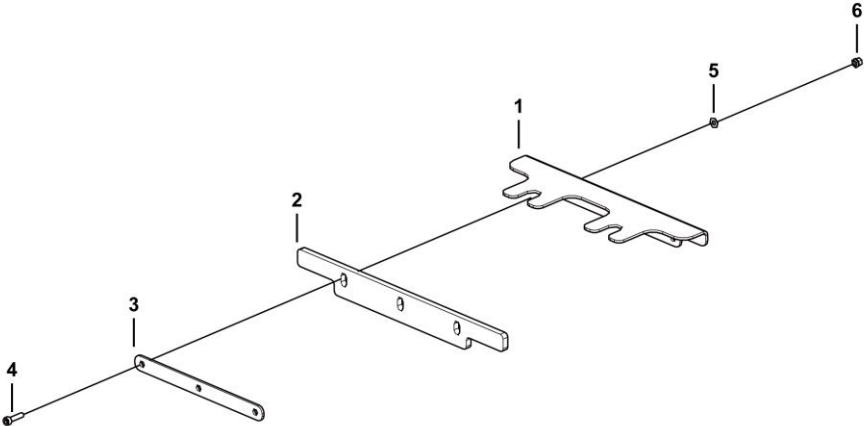


Key	Part No.	Description	Spare parts Y/N	Qty	Remarks
1	25220010952	1st boom section side long pressure plate, 140*13*2	Y	1	
2	25220011772	Forming (stamping, etc.), 1st boom section right dust-proof fixing plate	Y	1	
3	25220011731	1st boom section side rubber pad	Y	1	
4	25220010932	1st boom section side short pressure plate, 60*13*2	Y	1	
5	4014010130	Screw gb70.1-m4*20flznyc-8.8-480	Y	5	
6	4015010290	Washer gb97.1-4flznyc-480	Y	5	
7	4013010360	Nut gb889.1-m4flznyc-8-480	Y	5	

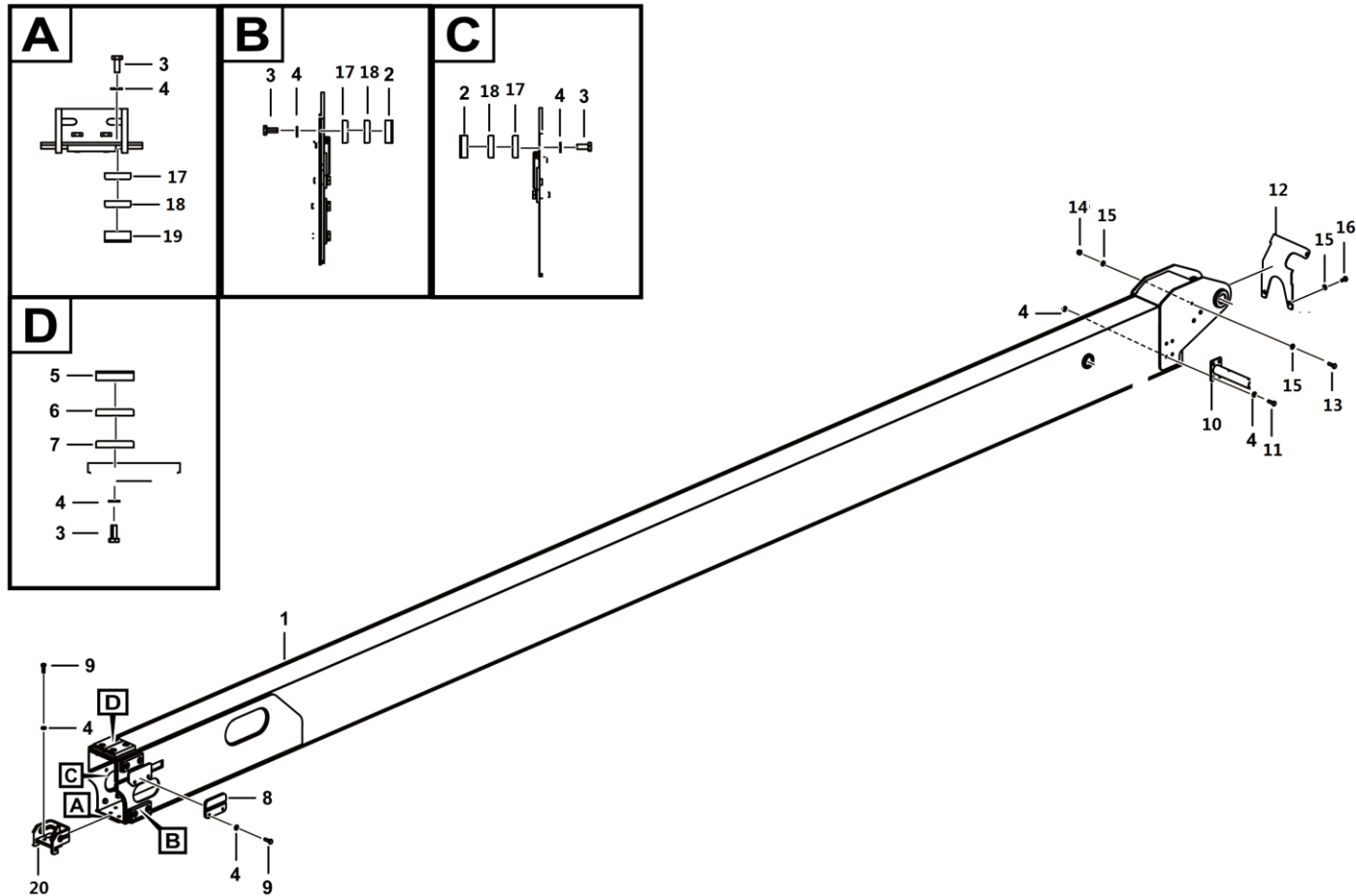
Cover assembly



Cover assembly



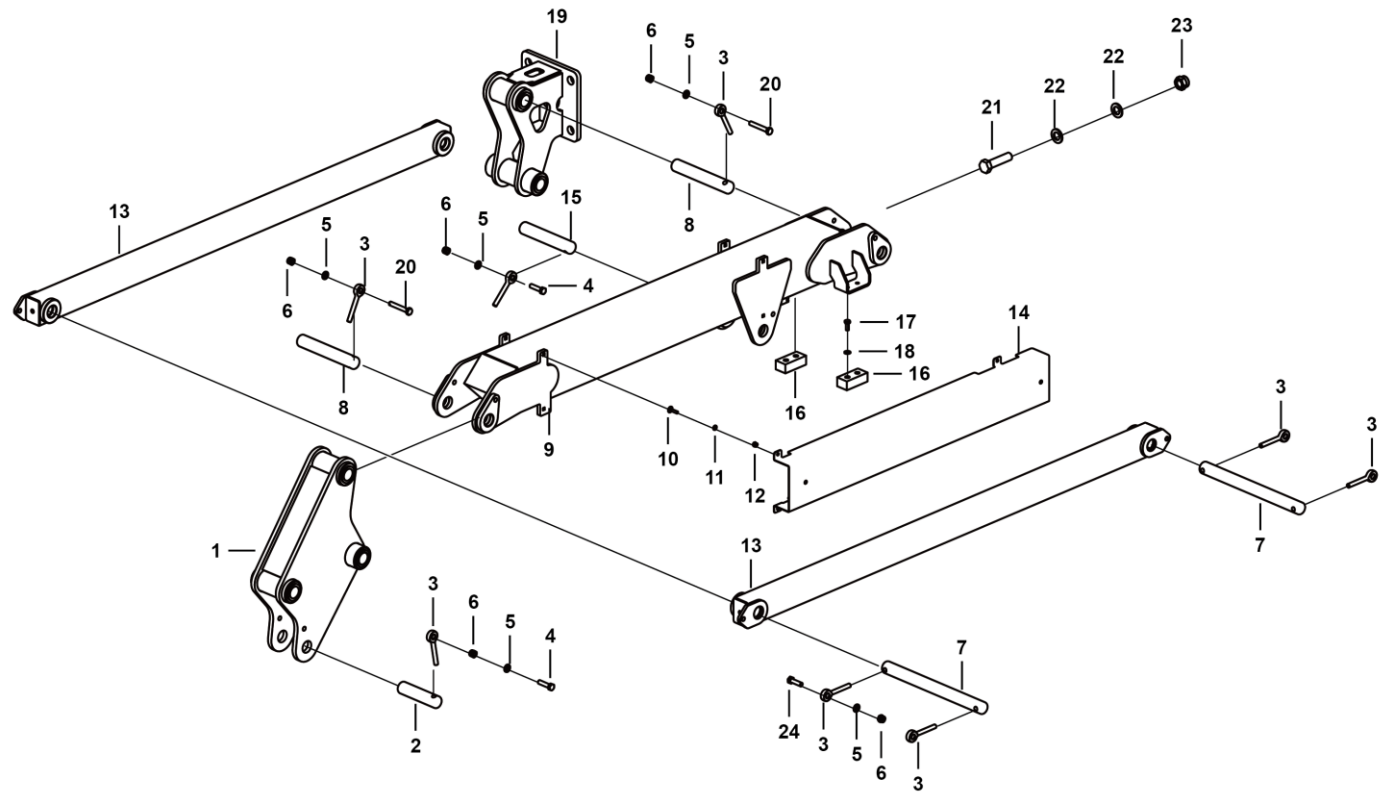
Third boom assembly



J1800-2522001106.S1d

Key	Part No.	Description	Spare parts Y/N	Qty	Remarks
1	25220021101	2nd boom section assembly	Y	1	
2	25220003321	Slider 45-16	Y	4	
3	4011010722	Bolt gb5783-m10*25flznyc-8.8-480	Y	16	
4	4015010339	Washer gb97.1-10flznyc-300hv-480	Y	30	
5	25220007631	Slider 76-17.5	Y	2	
6	25220010711	Slider pad 76-120-2	Y	2	
7	25220010721	Slider pad 76-120-1	Y	2	
8	25220014151	Wire rope pressure block	Y	2	
9	4011010707	Bolt gb5783-m10*30flznyc-8.8-480	Y	6	
10	25220014092	Welding, upper wiring beam support	Y	1	
11	4011010748	Bolt gb5783-m10*20flznyc-8.8-480	Y	4	
12	25220021141	Forming (stamping, etc.), boom barrel front enclosure plate	Y	1	
13	4011010743	Bolt gb5783-m8*25flznyc-8.8-480	Y	2	
14	4013010297	Nut gb889.1-m8flznyc-8-480	Y	2	
15	4015010280	Washer gb97.1-8flznyc-480	Y	6	
16	4011010970	Bolt gb5783-m8*16flznyc-8.8-480	Y	2	
17	25220003151	Slider pad 45-2	Y	6	
18	25220003141	Slider pad 45-1	Y	6	
19	25220003211	Slider 45-20	Y	2	
20	25220001981	Welding, extension wire rope mounting support	Y	1	

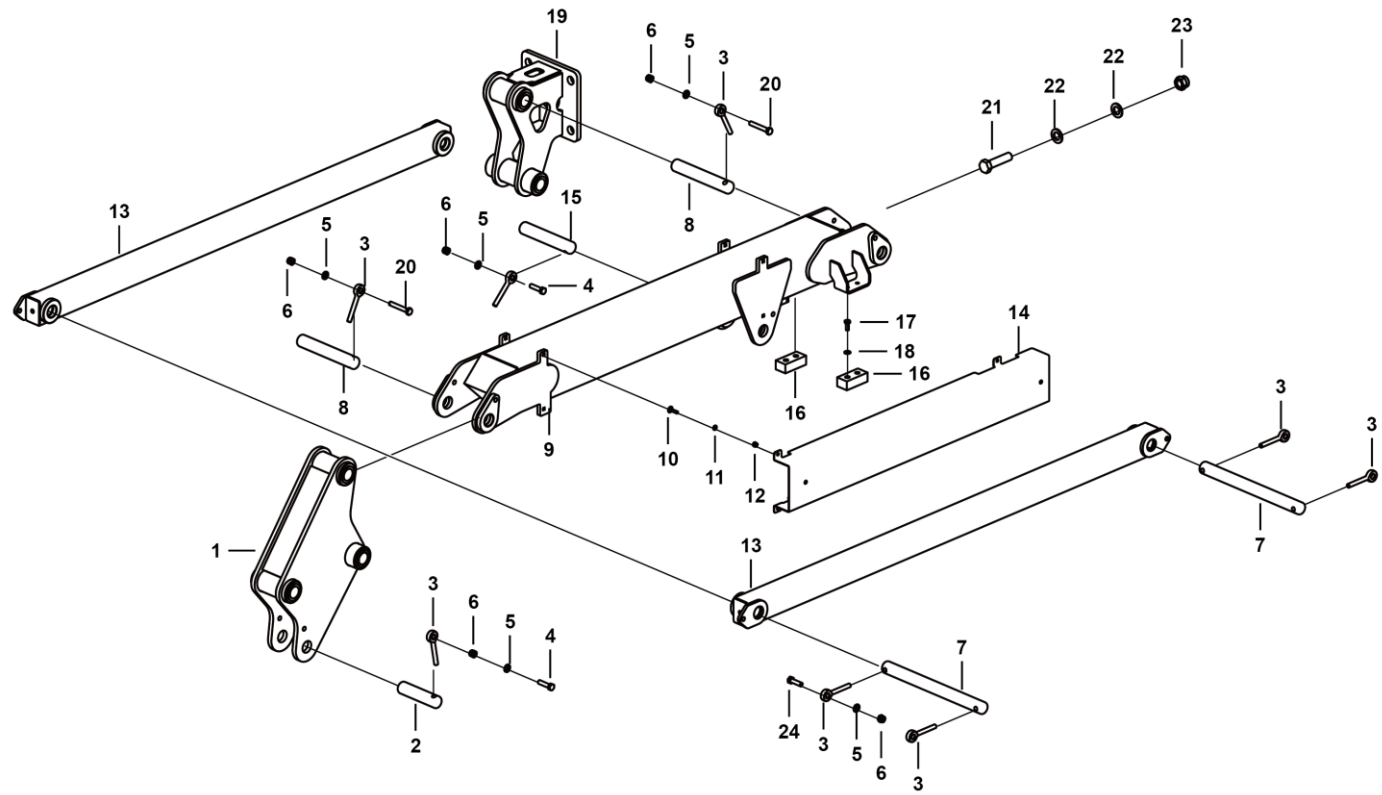
Jib assembly



J2401-2527000005.S1c-G1

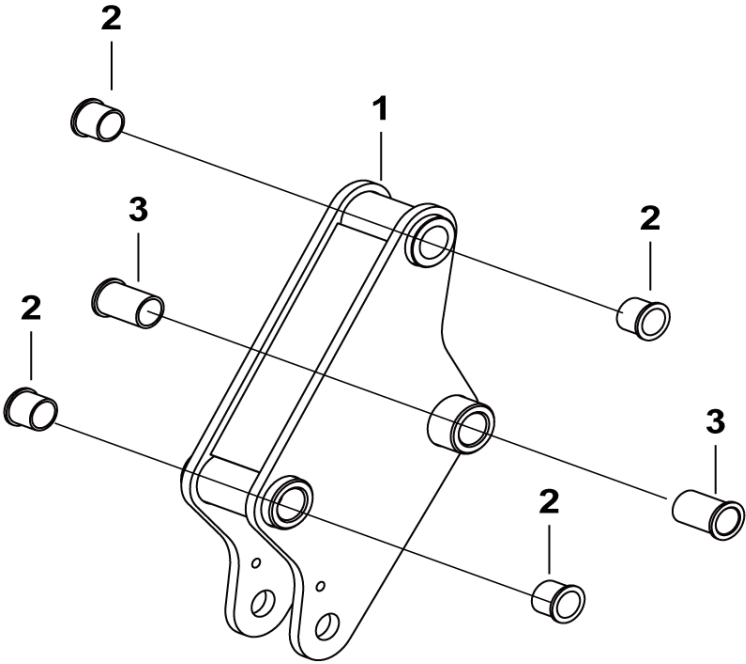
Key	Part No.	Description	Spare parts Y/N	Qty	Remarks
1	25270000061	Jib link head assembly	Y	1	
2	25240000391	Shaft 1.25 " x5.25 "	Y	1	
3	25200000641	Pin, 10*70	Y	1	
4	4011000184	Bolt gb5783-m10*40epzn-8.8	Y	1	
5	4015000162	Washer gb97.1-10epzn-300hv	Y	1	
6	4013000189	Nut gb889.1-m10epzn-8	Y	1	
7	25270000162	Shaft 1.25"*14"	Y	1	
8	25240000361	Shaft 1.25 " x7.88 "	Y	1	
9	25270000293	Upper link	N	1	
10	4011010436	Bolt gb12-m6*25epzn-8.8	Y	1	
11	4015000207	Washer gb97.1-6epzn-300hv	Y	1	
12	4013000211	Nut gb889.1-m6epzn-8	Y	1	
13	25240000232	Welding, lower link	Y	1	
14	25240000381	Guard plate, pipeline	Y	1	
15	25240000371	Shaft 1.25 " x7.00 "	Y	1	
16	25240000402	Cushion block, for jib limiting	Y	1	
17	4011000105	Bolt gb5783-m8*20epzn-8.8	Y	1	
18	4015000072	Washer gb97.1-8epzn-300hv	Y	1	
19	25270000171	Jib head assembly	Y	1	
20	4011000497	Bolt gb5782-m10*65epzn-8.8	Y	1	
21	4011000571	Bolt	Y	1	
22	4015000176	Washer gb97.1-20epzn-300hv	Y	1	

Jib assembly



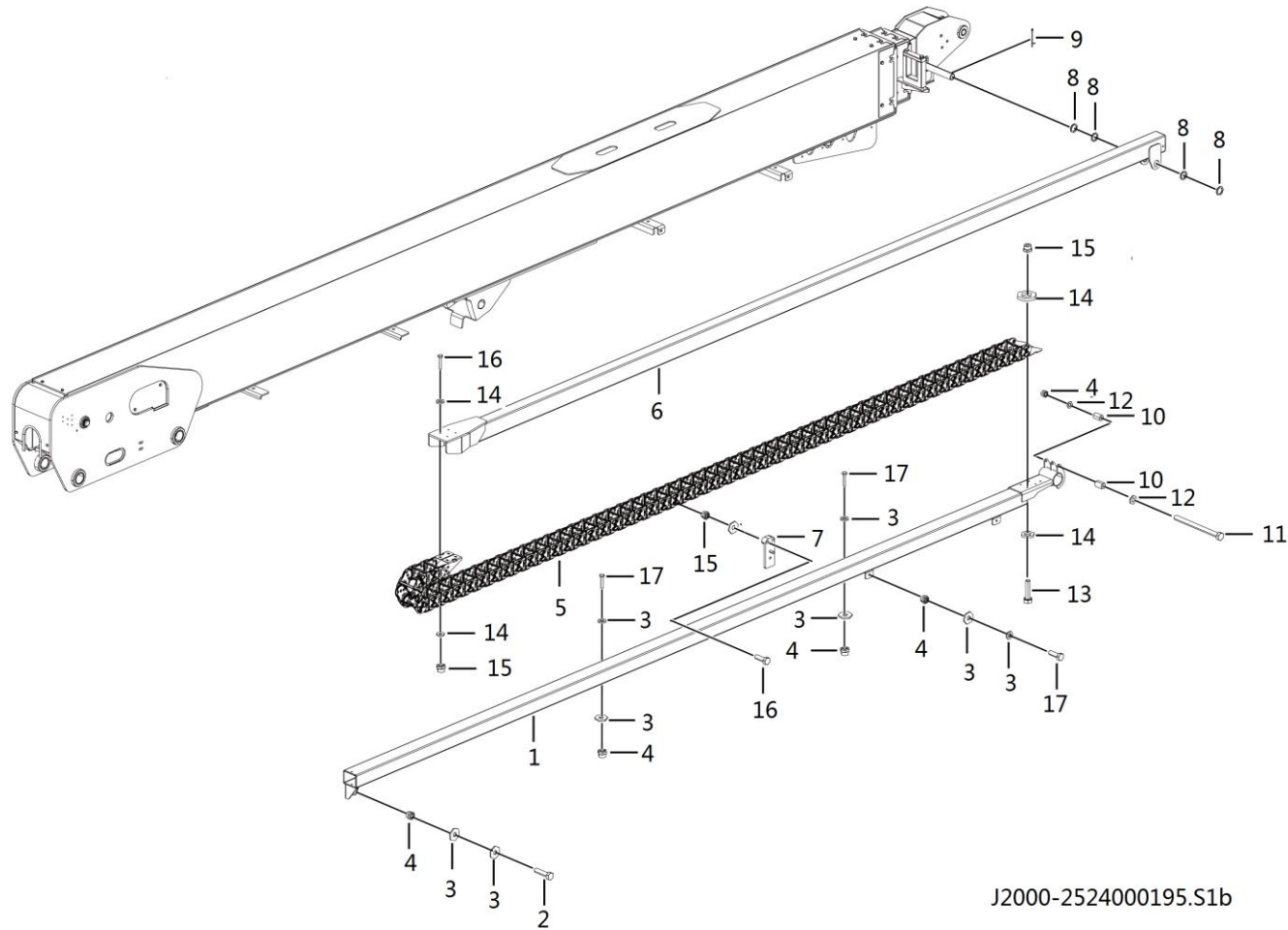
J2401-2527000005.S1c-G1

Connrcting rod head assemble



J2401-2527000006.S

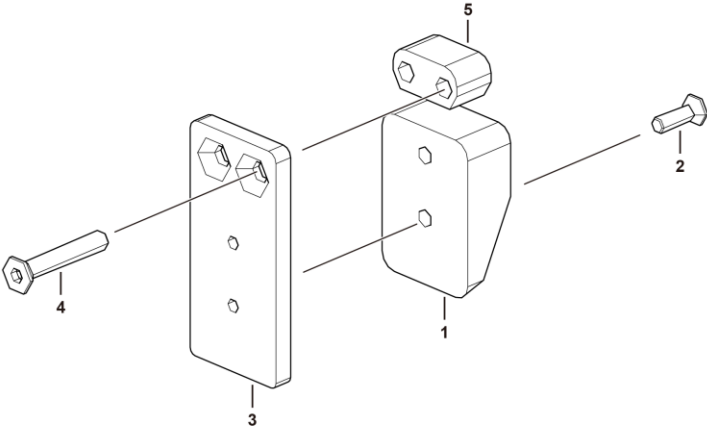
Drag chain system



J2000-2524000195.S1b

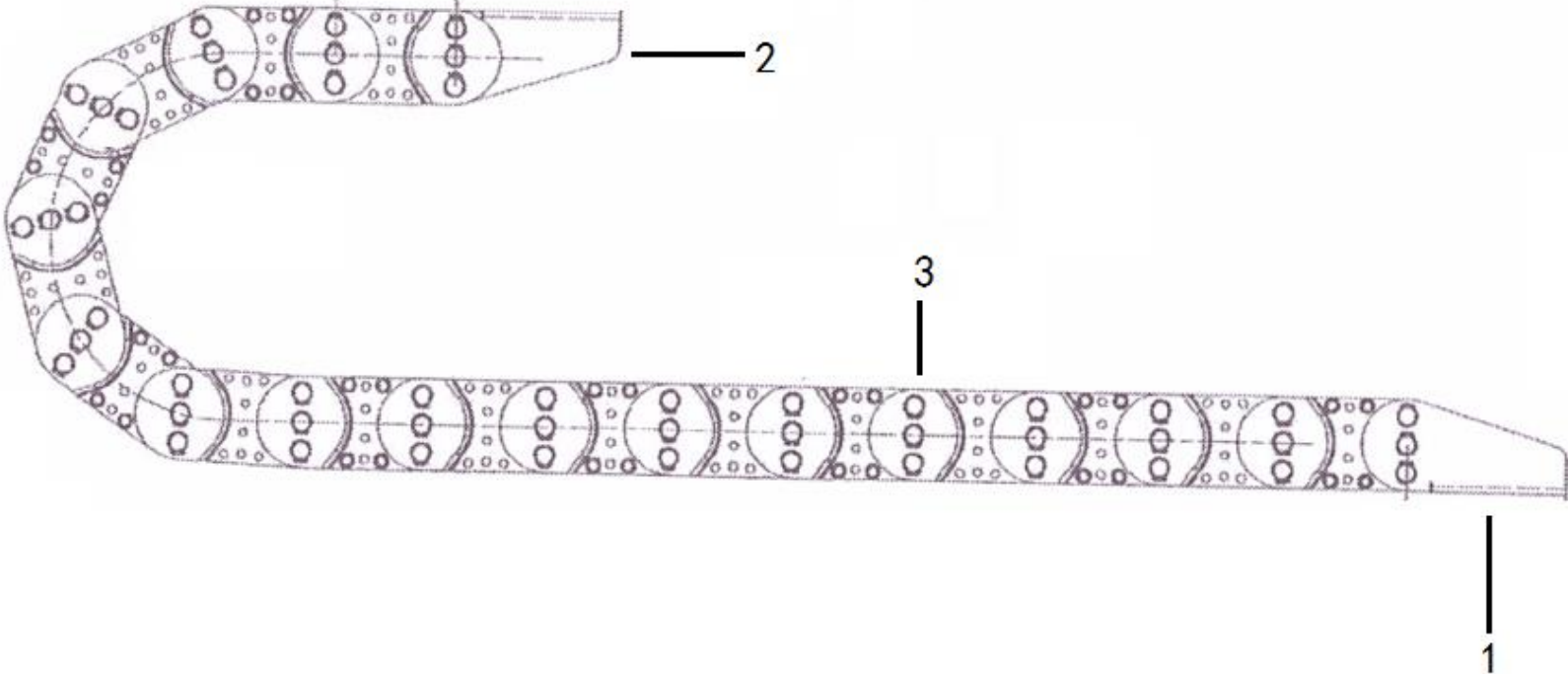
Key	Part No.	Description	Spare parts Y/N	Qty	Remarks
1	25240001962	Lower wiring beam assembly	Y	1	
2	4011010944	Bolt gb5783-m10x45flznyc-8.8-480	Y	2	
3	4015010278	Washer gb96.1-10flznyc-480	Y	16	
4	4013010296	Nut gb889.1-m10flznyc-8	Y	9	
5	4110702507	Cable carrier assembly	Y	1	
6	25240002043	Upper wiring beam assembly	Y	1	
7	25240002551	Power tracks guide installation	N	12	
8	25220002182	Washer 38.5	Y	4	
9	4016010003	Cotter pin gb91-5*55epzn-q235a	Y	2	
10	25240001621	Wear-resistant nylon tube	Y	2	
11	4011010947	Bolt gb5782-m10*130flznyc-8.8-480	Y	1	
12	4015010339	Washer gb97.1-10flznyc-300hv-480	Y	2	
13	4011010717	Bolt gb5783-m6*30flznyc-8.8-480	Y	4	
14	4015010296	Washer gb96.1-6flznyc-480	Y	16	
15	4013010300	Nut gb889.1-m6flznyc-8-480	Y	20	
16	4011010731	Bolt gb5783-m6*25flznyc-8.8-480	Y	4	
17	4011010727	Bolt gb5783-m10*35flznyc-8.8-480	Y	6	

Assembly



J2000-2524000255.S

Drag chain assemble

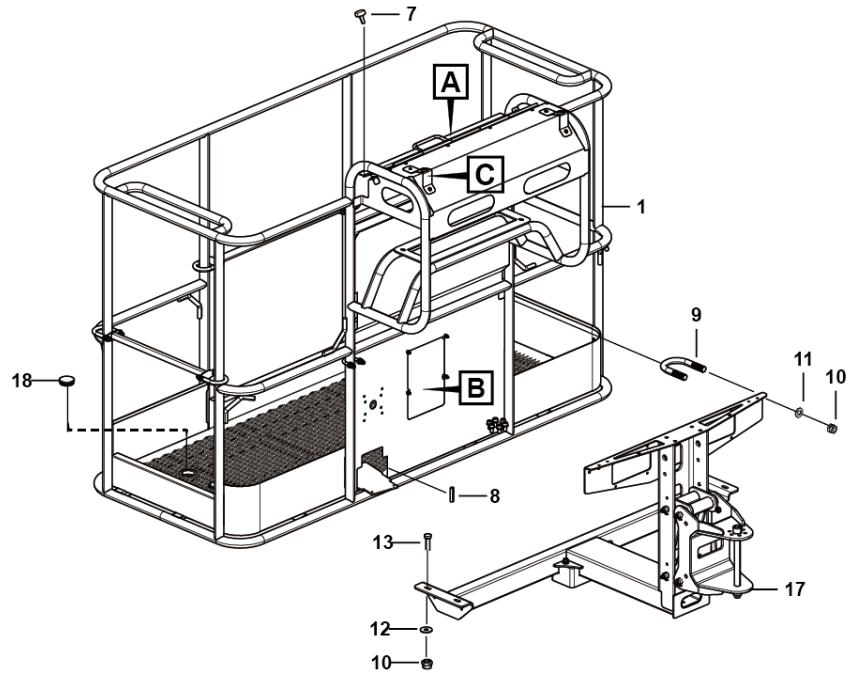
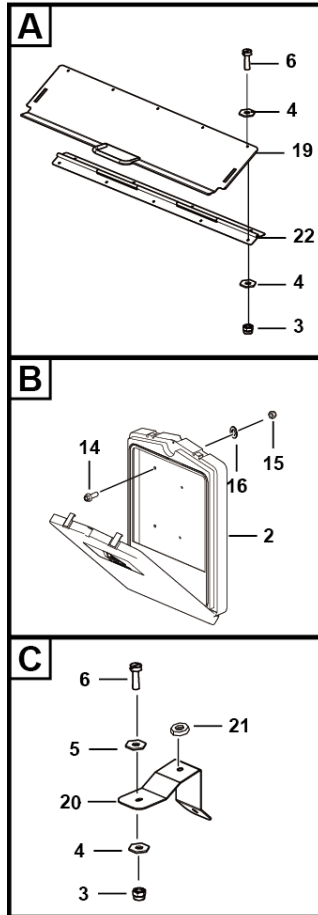


K
PLATFORM ASSEMBLY



LINGONG GROUP JINAN HEAVY MACHINERY CO., LTD.

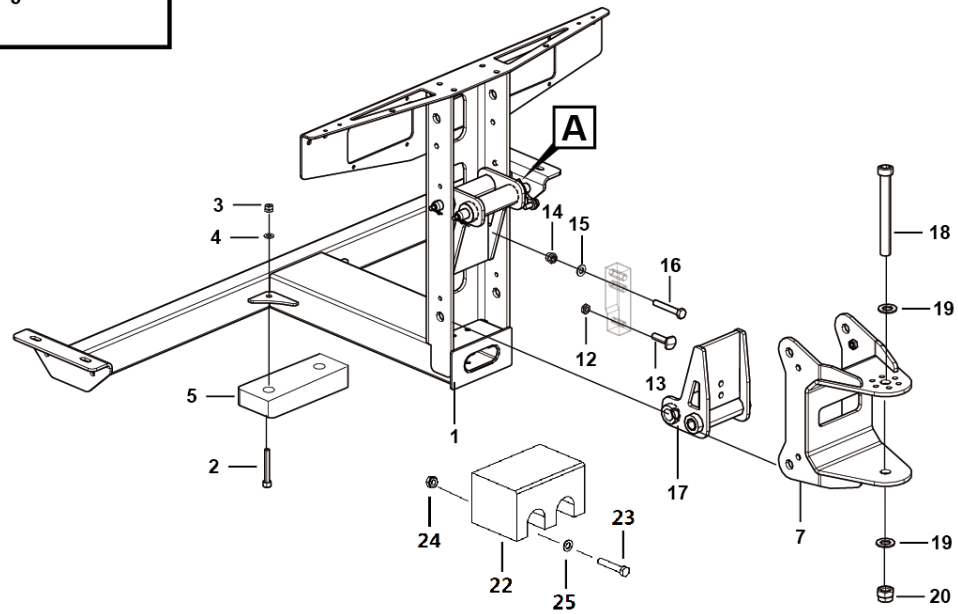
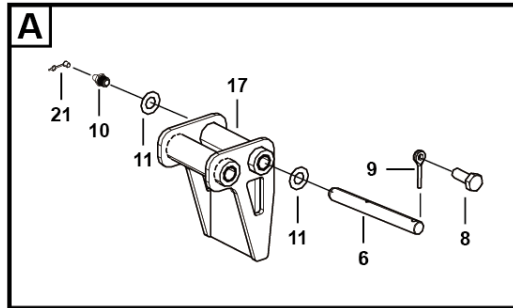
Platform assembly



K2100-2521004169.S

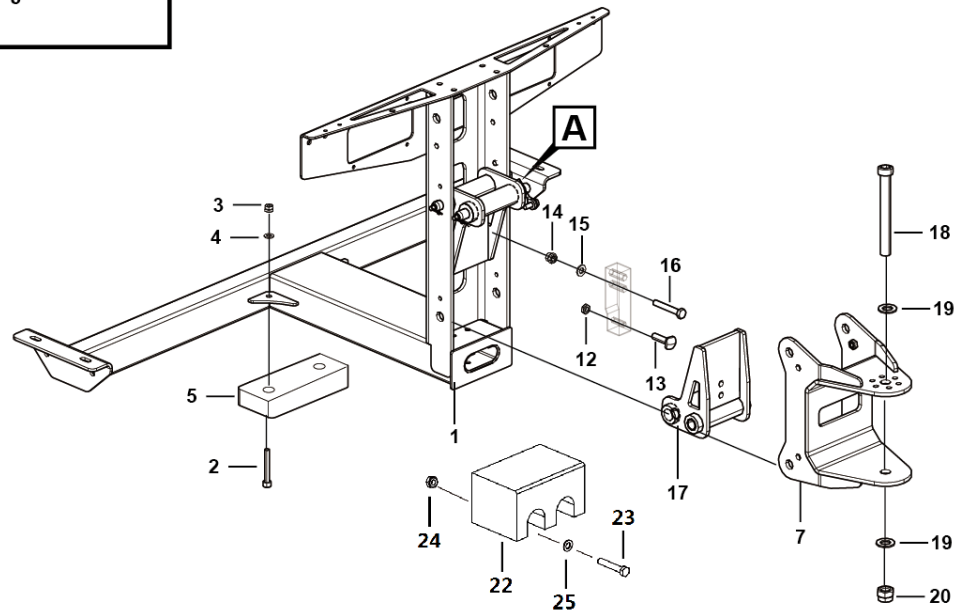
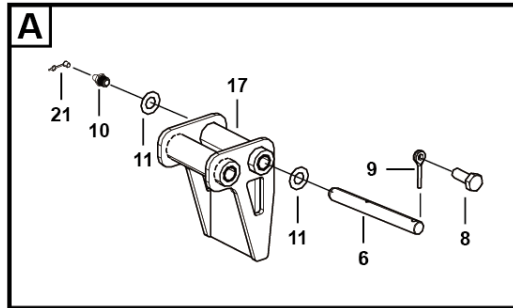
Key	Part No.	Description	Spare parts Y/N	Qty	Remarks
1	25210041101	Assembly	Y	1	
2	25210000821	Manual box	Y	1	
3	4013010248	Nut gb889.1-m4epzn-8	Y	13	
4	4015000135	Washer gb97.1-4epzn-300hv	Y	22	
5	4015000302	Washer gb96.1-4epzn-300hv	Y	4	
6	4014010314	Slotted screw gb65-m4*12epzn-4.8	Y	13	
7	4019010257	Foot pad sr 6449-049080011407	Y	2	
8	25210008771	Clamp rubber strip	Y	1	
9	25210018831	U shap bolt	Y	2	
10	4013000189	Nut gb889.1-m10epzn-8	Y	8	
11	4015000162	Washer gb97.1-10epzn-300hv	Y	4	
12	4015000197	Washer gb96.1-10epzn-300hv	Y	8	
13	4011000085	Bolt gb5783-m10*35epzn-8.8	Y	4	
14	4011000153	Bolt gb16674-m6*16epzn-8.8	Y	4	
15	4013000211	Nut gb889.1-m6epzn-8	Y	4	
16	4015010327	Washer gb97.1-6epzn-300hv	Y	4	
17	25210040481	Platform support assembly	N	1	
18	4190001812	Blockage 111069	Y	4	
19	25210039623	Welding, platform control protective cover assembly	Y	1	
20	25210039911	Forming (stamping, etc.), support plate, platform cover plate	Y	2	
21	4190704298	Foot pad sff-023	Y	2	
22	25210039321	Hinge	Y	1	

Assembly

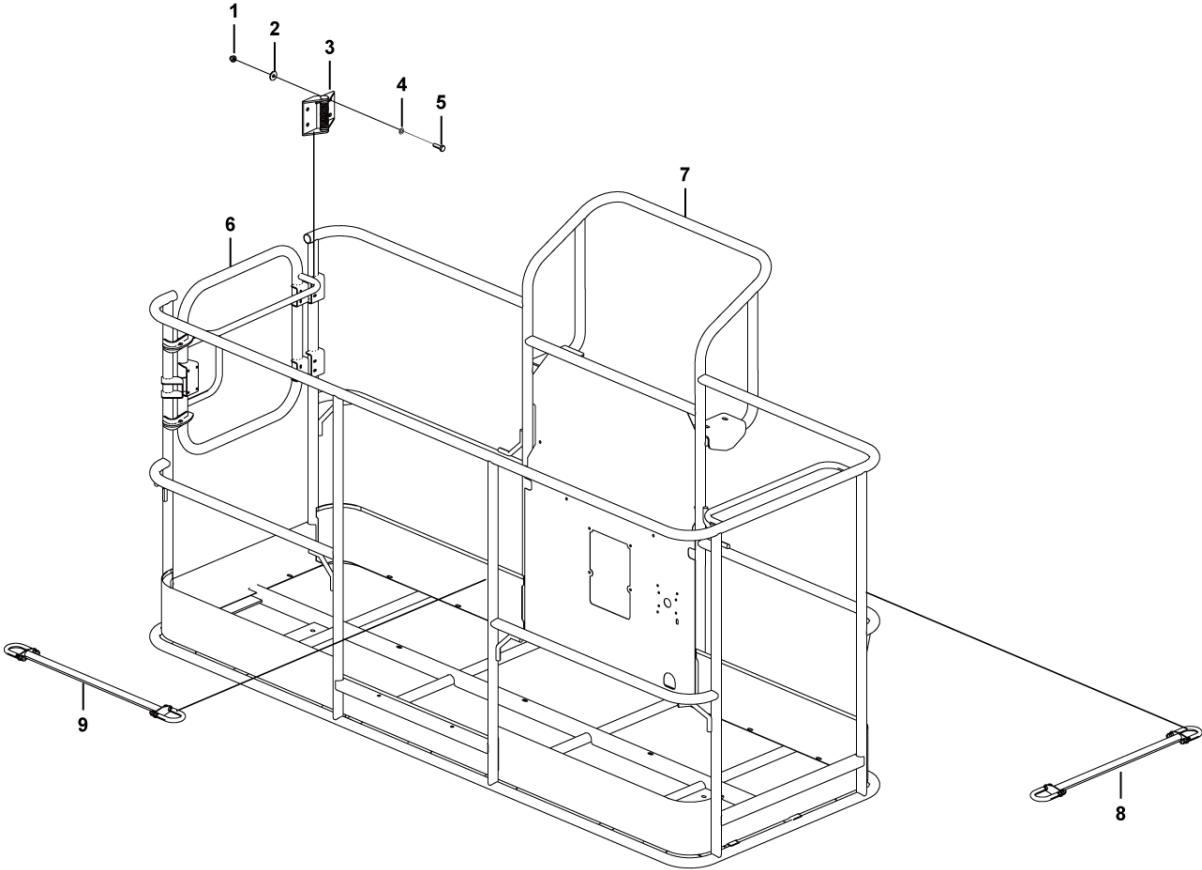


Key	Part No.	Description	Spare parts Y/N	Qty	Remarks
1	25210058973	Framework	Y	1	
2	4014010455	Gb70.1-m10*40flznyc-8.8	Y	2	
3	4013010296	Nut gb889.1-m10flznyc-8	Y	2	
4	4015010339	Washer gb97.1-10flznyc-300hv-480	Y	2	
5	25210059301	Rubber seat	Y	1	
6	25210041111	Transition bracket mounting pin, $\phi 7 \times 195 \times 10$	Y	4	
7	25210028164	Welding, swing motor mounting bracket	Y	1	
8	4011010748	Bolt gb5783-m10*20flznyc-8.8-480	Y	4	
9	25200008311	Pin, 6.5*46	Y	4	
10	4090100154	Grease fitting	Y	4	
11	25210028481	Adjusting shim, for fixing triangle bracket assembly, $\phi 55 \times 1$	Y	8	
12	4013010315	Nut gb6172.1-m12flznyc-8-480	Y	1	
13	25210036551	Adjusting bolt m12*45	Y	1	
14	4013010301	Nut gb889.1-m12flznyc-8-480	Y	2	
15	4015010340	Washer gb97.1-12flznyc-300hv-480	Y	2	
16	4011010956	Bolt gb5782-m12x70flznyc-8.8-480	Y	2	
17	25210059352	Support assembly	Y	2	
18	4014010444	Bolt gb70.1-m24*280flznyc-10.9-480	N	1	
19	4015010364	Washer gb97.1-24flznyc-300hv-480	Y	2	
20	4013010417	Nut gb889.1-m24flznyc-10-480	Y	1	
21	4030100411	Grease fitting protective cap-m6	Y	4	
22	25210059361	Pad	Y	1	

Assembly



Platform delivery assembly

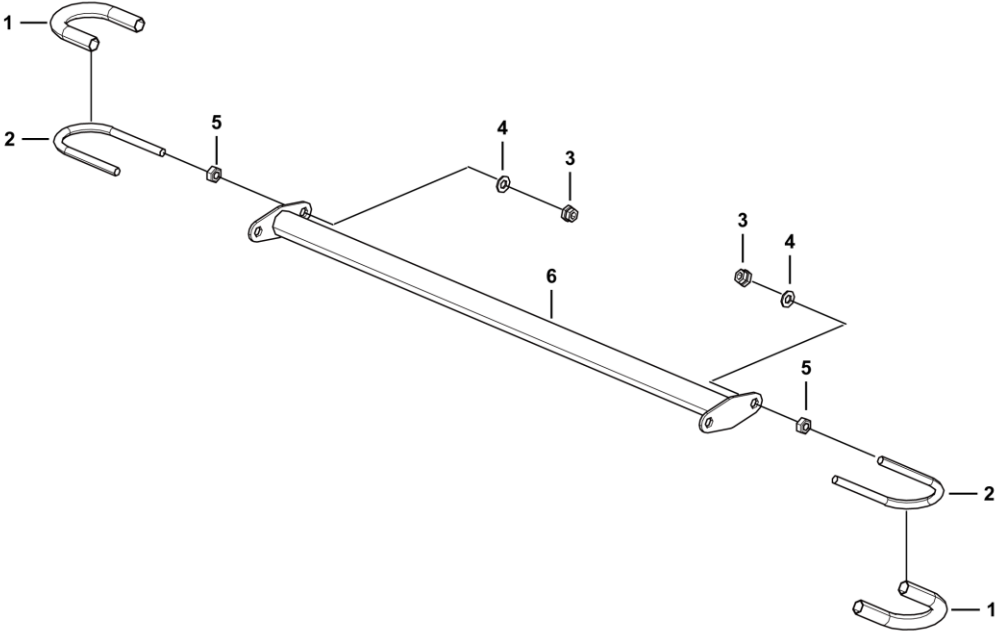


K2100-2521005712.S

Key	Part No.	Description	Spare parts Y/N	Qty	Remarks
1	4013010300	Nut gb889.1-m6flznyc-8-480	Y	8	
2	4015010296	Washer gb96.1-6flznyc-480	Y	8	
3	4190001525	Spring hinge x022	Y	2	
4	4015010284	Washer gb97.1-6flznyc-480	Y	8	
5	4011010744	Bolt gb5783-m6*20flznyc-8.8-480	Y	8	
6	25210058361	Door welding	N	1	
7	25210057031	Platform welding	N	1	
8	25210058331	U type welding	N	1	
9	25210039571	U-shaped lifting cross bar	Y	1	



U-shaped lifting cross bar assembly



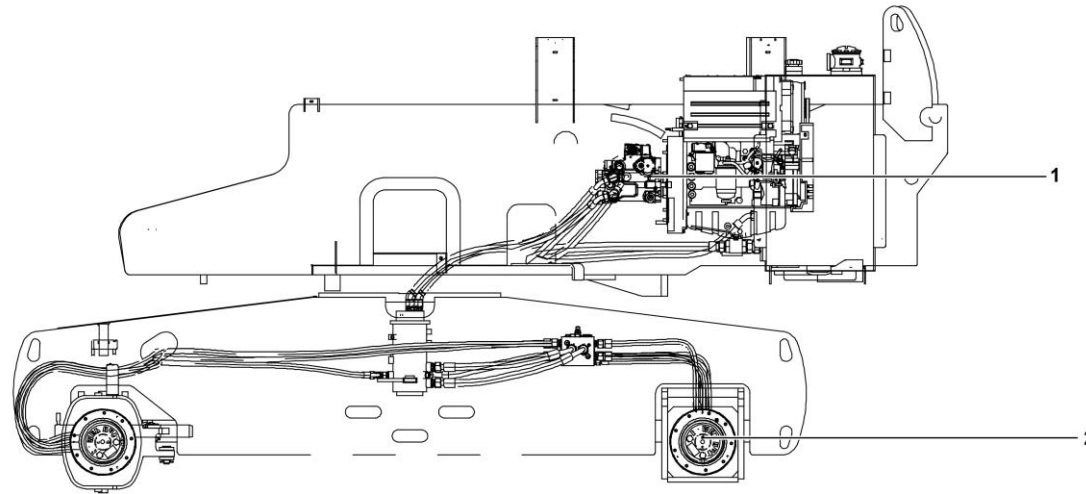
K2100-2521003957.S

L
HYDRAULIC SYSTEM



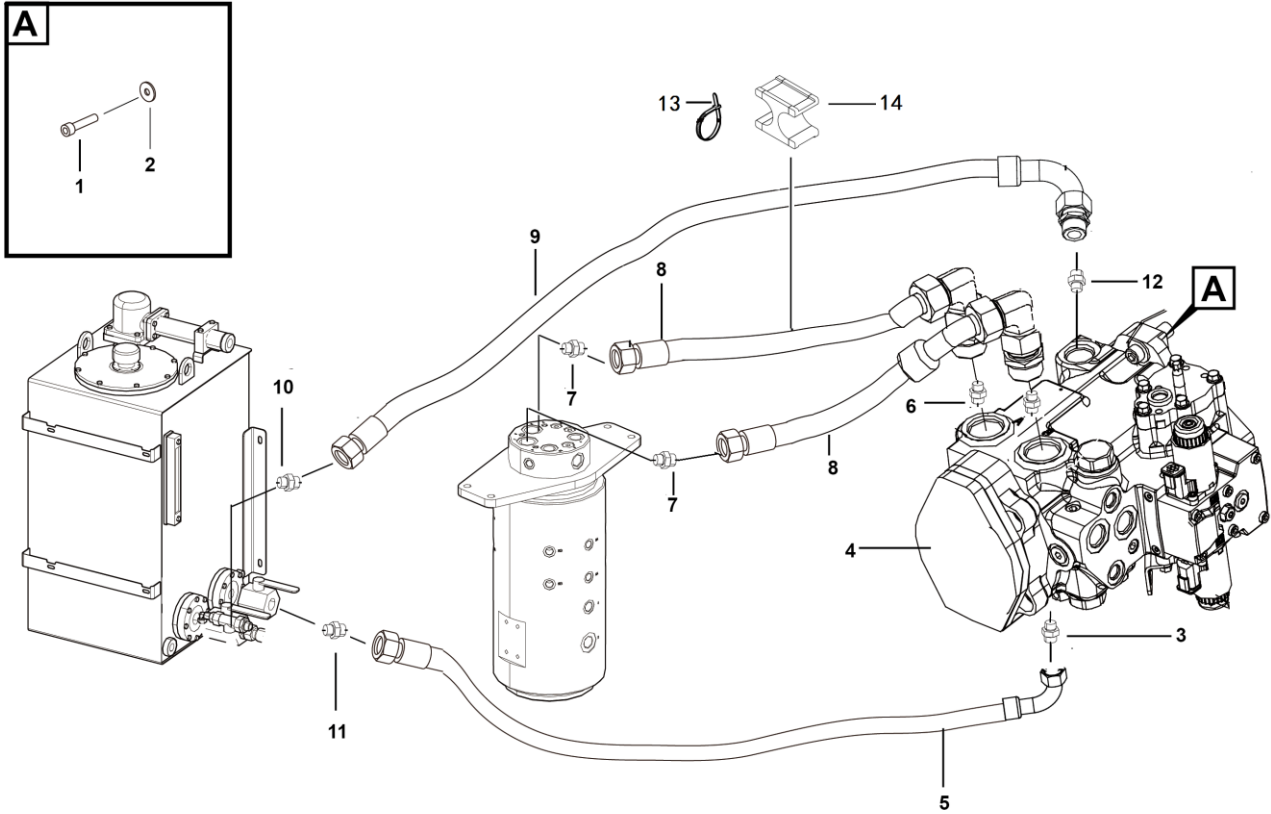
LINGONG GROUP JINAN HEAVY MACHINERY CO., LTD.

Transmission hydraulic system



L0700-2507000686.S

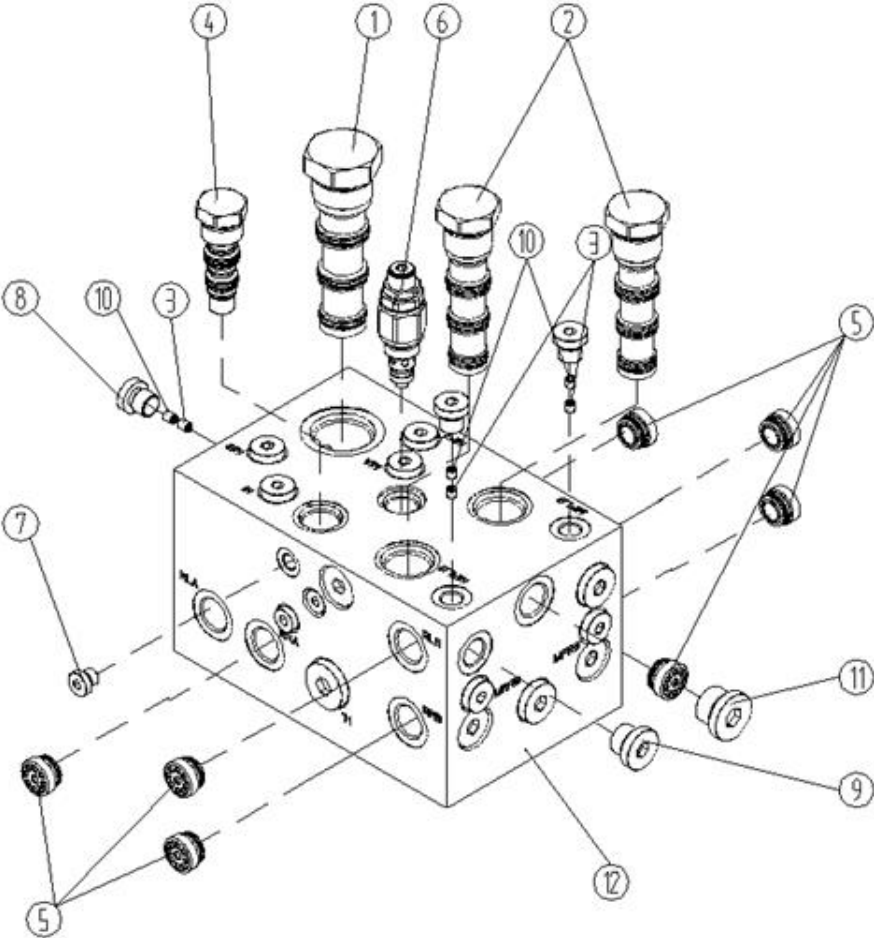
Up driver system



L2301-2507000687.S1C

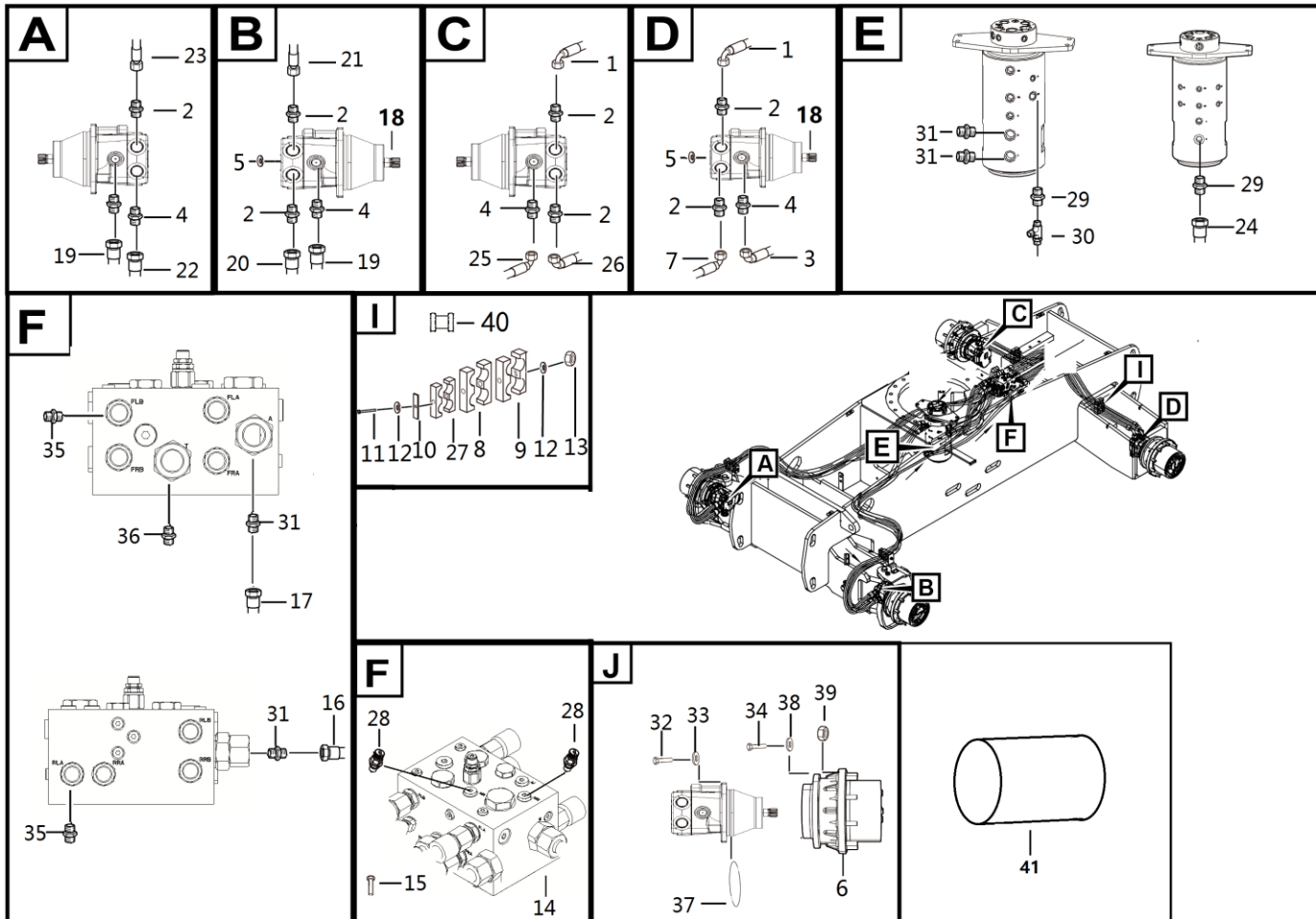
Key	Part No.	Description	Spare parts Y/N	Qty	Remarks
1	4014010344	Bolt gb70.1-m12*45flznyc-12.9-480	Y	2	
2	4015010340	Washer gb97.1-12flznyc-300hv-480	Y	2	
3	4120001592	Fitting 1co-36-16	Y	1	
4	4120001425	Walking variable displacement pump	Y	1	
5	4120706316	Hose assembly	Y	1	
6	4120001897	Straight-through joint1do-30-16	Y	2	
7	4120001800	Straight-through joint1db-30-12wd	Y	2	
8	4120706020	Hose 20511-30-12/20591-30-12*gh493-12crown*1550, walking variable displacement pump-hydraulic center slewing rotor	Y	2	
9	4120706317	Hose assembly	Y	1	
10	4120707991	Joint1cm-30-27wd	Y	1	
11	4120000759	Straight fitting 1cg-36-16	Y	1	
12	4120001801	Straight fitting 1co-30-12	Y	1	
13	4120706196	Tier	Y	1	
14	25070007501	Pipe clamp of walking variable displacement pump	Y	1	

Valve



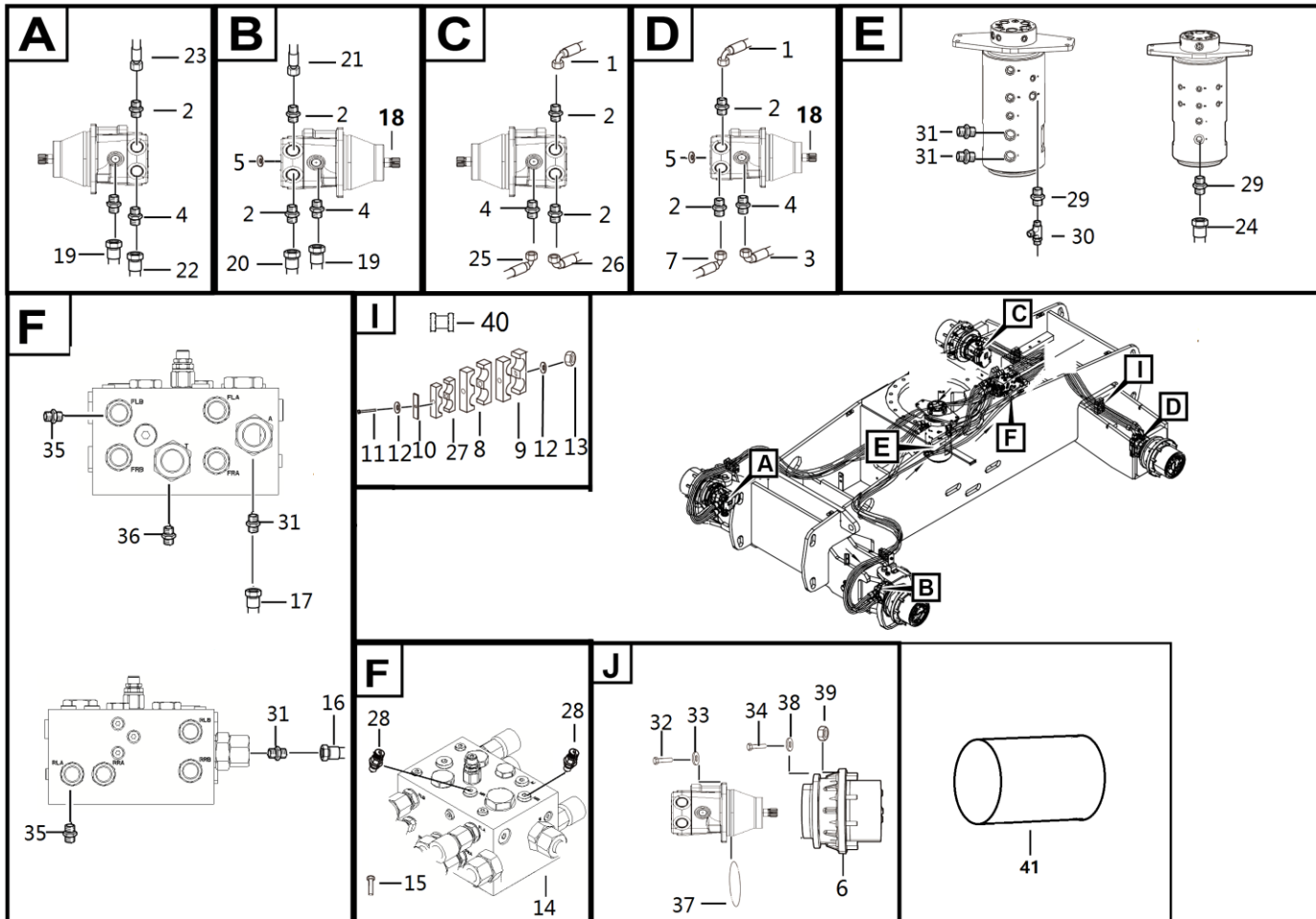
Key	Part No.	Description	Spare parts Y/N	Qty	Remarks
1	4120001571002	Flow distributing and collecting valve fd56-45-0-p-66, flow distribution of traveling motor	Y	1	
2	4120001571003	Flow divider/combiner fd52-45-0-p-66, for distributing rear motor flow as required	Y	2	
3	4120001159006	M6 damper stty002-1.0	Y	1	
4	4120001571007	Relief valve hs50-43-0-p, hydraulic control of oil return, heat dissipation and foreign matter flushing	Y	2	
5	4120704651001	Valve	Y	2	
6	4120001571008	Solenoid valve rvc0.s08.0y.000, control braking and variable displacement loop pressure	Y	1	
7	4129900116002	Plug 4bn-02wd	Y	1	
8	4190001419	Plug 4bn-04wd	Y	1	
9	4120001493	Plug 4bn-06wd	Y	1	
10	4120704576001	Damper, for restricting flow	Y	1	
11	4120001371	Plug 4bn-08wd	Y	1	
12	4120704651002	Valve	N	1	

Under driver system




Key	Part No.	Description	Spare parts Y/N	Qty	Remarks
1	4120706132	Hose f721tcc91c161608-1300, left rear walking motor-walking control valve	Y	2	
2	4120001589	Fitting 1do-24-12	Y	8	
3	4120706869	Hose assembly	Y	1	
4	4120003637	Straight fitting 1co-22-08	Y	4	
5	4120002452	O-ring as568-6.07*1.78	Y	4	
6	4120703167	Driving reducer	Y	4	
7	4120705016	Hose f721tcc91c161608-1320, left rear walking motor-hydraulic center slewing rotor	Y	1	
8	4120703592	Duplex pipe clamp ttpg-215	Y	2	
9	4120002080	Duplex pipe clamp ttpg-321.3	Y	2	
10	27410100861	Cover plate, 53*30*3	Y	2	
11	4011010965	Bolt gb5782-m8*140flznyc-8.8-480	Y	2	
12	4015010280	Washer gb97.1-8flznyc-480	Y	2	
13	4013010291	Nut gb6170-m8flznyc-8-480	Y	2	
14	4120704651	Traction control block	Y	1	
15	4011010966	Bolt gb16674-m8*20flznyc-8.8-480	Y	4	
16	4120706245	Hose 20511-30-12*20591-30-12*gh493-12crown*690, walking control valve-hydraulic center slewing rotor	Y	1	
17	4120706246	Hose 20511-30-12*gh493-12crown*540, walking control valve-hydraulic center slewing rotor	Y	1	
18	4120702925	Driving motor	Y	4	
19	4120706135	Hose 20411-22-08*ec110-08*2500, right front walking motor-walking control valve	Y	2	
20	4120706142	Hose f721tcc9c9161608-3000, left front walking motor-walking control valve	Y	1	
21	4120706143	Hose f721tcc9c9161608-2900, left front walking motor-walking control valve	Y	1	
22	4120706144	Hose f721tcc9c9161608-3050, right front walking motor-walking control valve	Y	1	

Under driver system




Key	Part No.	Description	Spare parts Y/N	Qty	Remarks
23	4120706145	Hose f721tcc9c9161608-2980, right front walking motor-hydraulic center slewing rotor	Y	1	
24	4120706993	Hose assembly	Y	1	
25	4120706136	Hose 20411-22-08*20491-22-08*ec110-08*2100, right rear walking motor to walking control valve	Y	1	
26	4120705015	Hose f721tcc91c161608-1250, right rear walking motor to walking control valve	Y	1	
27	4120704036	Duplex pipe clamp ttpg-325.4	Y	2	
28	4120001977	Pressure tap smk20-g1/4-pc	Y	2	
29	4120001497	Fitting 1cb-22-08wd	Y	3	
30	4190001347	Tee fitting cc-22	Y	2	
31	4120001800	Straight-through joint1db-30-12wd	Y	4	
32	4011010516	Bolt 7/16-14unc-2b*30-10.9	Y	8	
33	25070003961	Washer, φ24*5	N	8	
34	4014010135	Bolt	Y	24	
35	4120001591	Fitting 1db-24-08wd	Y	8	
36	4120001757	Nipple 1cb-22-12wd	Y	1	
37	4120001881	O-ring 120.3*2.62	Y	4	
38	4015010342	Washer gb97.1-16flznyc-300hv-480	Y	24	
39	25070004001	Ansi hexagon cone nut 5/8-18unf	Y	36	
40	25070008131	X fuel pipe cushion collar	Y	1	
41	25070008561	Canvas	Y	1	

Driver pump




Key	Part No.	Description	Spare parts Y/N	Qty	Remarks
1	4120001425067	Midbody	Y	1	
2	4120001425068	Plug	Y	2	
3	4120001425069	Piston	Y	1	
4	4120001425070	Gasket	Y	1	
5	4120001425071	Spring seat	Y	1	
6	4120001425072	Spring seat	Y	1	
7	4120001425073	Screw	Y	1	
8	4120001425074	Spring	Y	1	
9	4120001425075	Sleeve	Y	1	
10	4120001425076	Ring	Y	2	
11	4120001425077	Ring-backup	Y	2	
12	4120001425078	Nut	Y	1	
13	4120001425079	Nut	Y	1	
14	4120001425080	Gasket	Y	2	
15	4120001425081	Cover	Y	1	
16	4120001425082	Cover	Y	1	
17	4120001425083	Nut	Y	1	
18	4120001425084	Bearing	Y	1	
19	4120001425085	Pin	Y	1	
20	4120001425086	Screw	Y	10	
21	4120001425087	Plug	Y	5	
22	4120001425088	O-ring	Y	5	

Driver pump



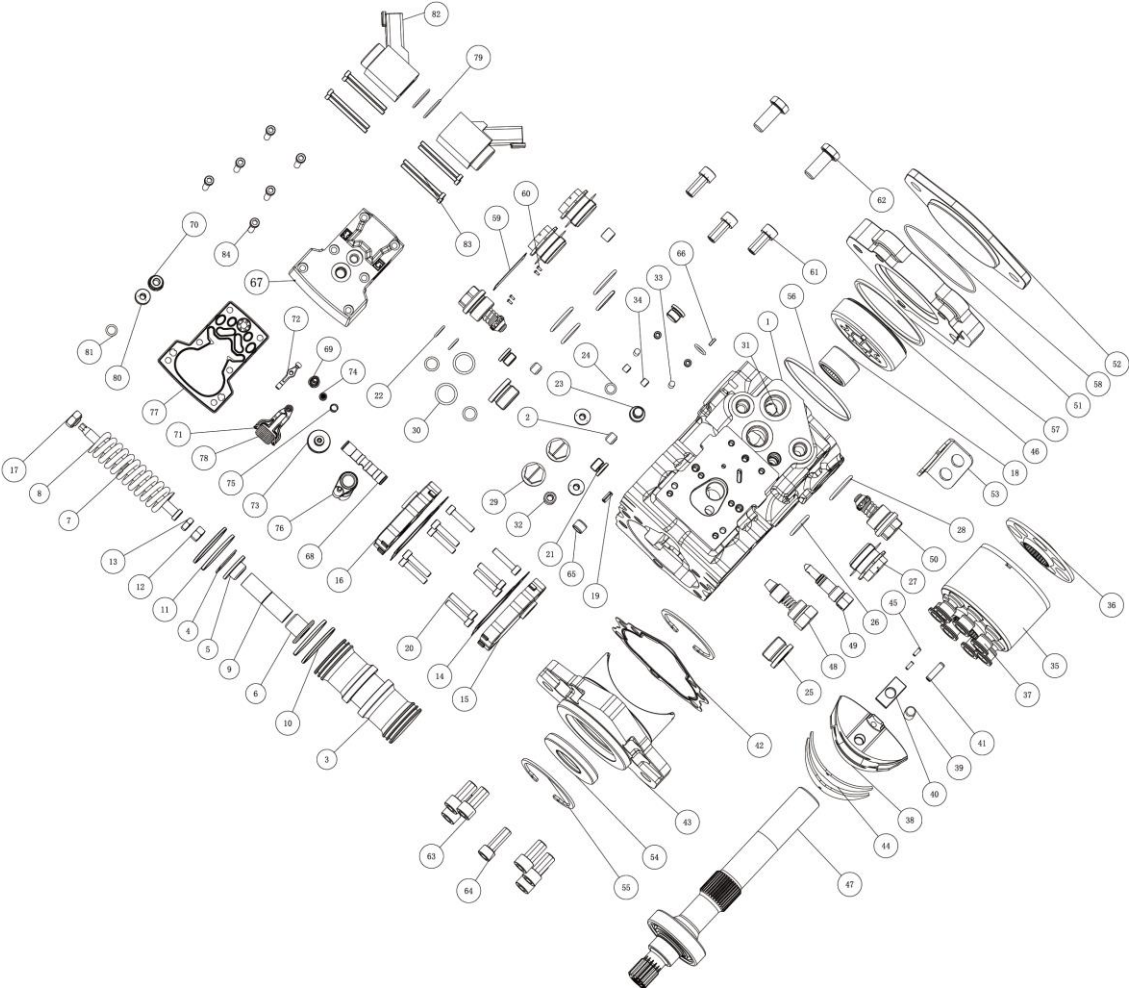
Key	Part No.	Description	Spare parts Y/N	Qty	Remarks
23	4120001425089	Plug	Y	1	
24	4120001425090	O-ring 03.02.01.00122	Y	1	
25	4120001425091	Plug	Y	2	
26	4120001425092	O-ring	Y	2	
27	4120001425093	Plug	Y	3	
28	4120001425094	O-ring	Y	3	
29	4120001425095	Plug	Y	2	
30	4120001425096	O-ring	Y	2	
31	4120001425097	Plug	Y	1	
32	4120001425098	Plug	Y	2	
33	4120001425099	Pin	Y	2	
34	4120001425100	Plug	Y	6	
35	4120001425101	Assembly	Y	1	
36	4120001425102	Assembly	Y	1	
37	4120001425103	Plunger shoe assembly	Y	7	
38	4120001425104	Plate	Y	1	
39	4120001425105	Pin	Y	1	
40	4120001425106	Block	Y	1	
41	4120001425107	Pin	Y	1	
42	4120001425108	Gasket	Y	1	
43	4120001425109	Cover	Y	1	
44	4120001425110	Sleeve	Y	2	

Driver pump



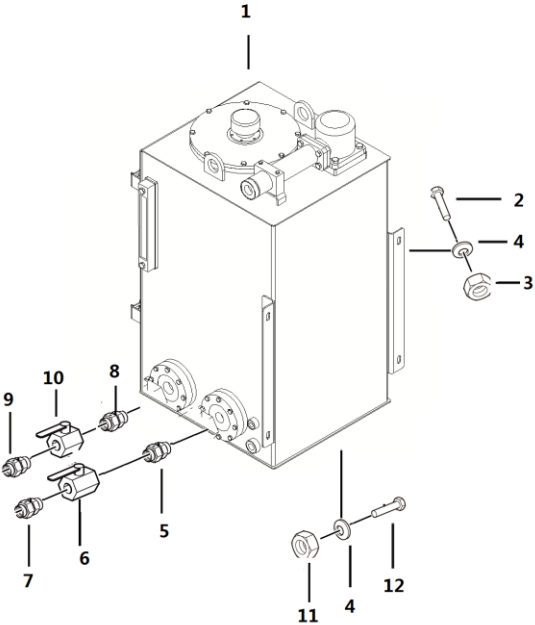
Key	Part No.	Description	Spare parts Y/N	Qty	Remarks
45	4120001425111	Pin	Y	2	
46	4120001425112	Charge pump	N	1	
47	4120001425113	Main shaft assembly	Y	1	
48	4120001425114	Valve	Y	1	
49	4120001425115	Valve	Y	1	
50	4120001425116	Valve	Y	2	
51	4120001425117	Plate	Y	1	
52	4120001425118	Cover	Y	1	
53	4120001425119	Plate	Y	1	
54	4120001425120	Sealing ring	Y	1	
55	4120001425121	Gasket	Y	2	
56	4120001425122	Ring	Y	1	
57	4120001425123	Ring	Y	1	
58	4120001425124	O-ring	Y	1	
59	4120001425125	Sign	Y	1	
60	4120001425126	Screw	Y	4	
61	4120001425127	Screw	Y	3	
62	4120001425128	Screw	Y	2	
63	4120001425129	Screw	Y	6	
64	4120001425130	Screw	Y	1	
65	4120001425131	Pin	Y	1	
66	4120001425132	Half round key	Y	1	

Driver pump



Key	Part No.	Description	Spare parts Y/N	Qty	Remarks
67	4120001425133	Valve body	Y	1	
68	4120001425134	Valve	Y	1	
69	4120001425135	Adjusting lever	Y	1	
70	4120001425136	Nut	Y	1	
71	4120001425137	Tie rod	Y	2	
72	4120001425138	Link	Y	1	
73	4120001425139	Adjusting rod seat	Y	1	
74	4120001425140	Plug	Y	1	
75	4120001425141	Gasket	Y	1	
76	4120001425142	Feedback lever	Y	1	
77	4120001425143	Gasket	Y	1	
78	4120001425144	Tension spring	Y	1	
79	4120001425145	O-ring	Y	2	
80	4120001425146	Plug	Y	1	
81	4120001425147	O-ring	Y	1	
82	4120001425148	Electromagnet	Y	2	
83	4120001425149	Screw	Y	8	
84	4120001425150	Screw	Y	6	

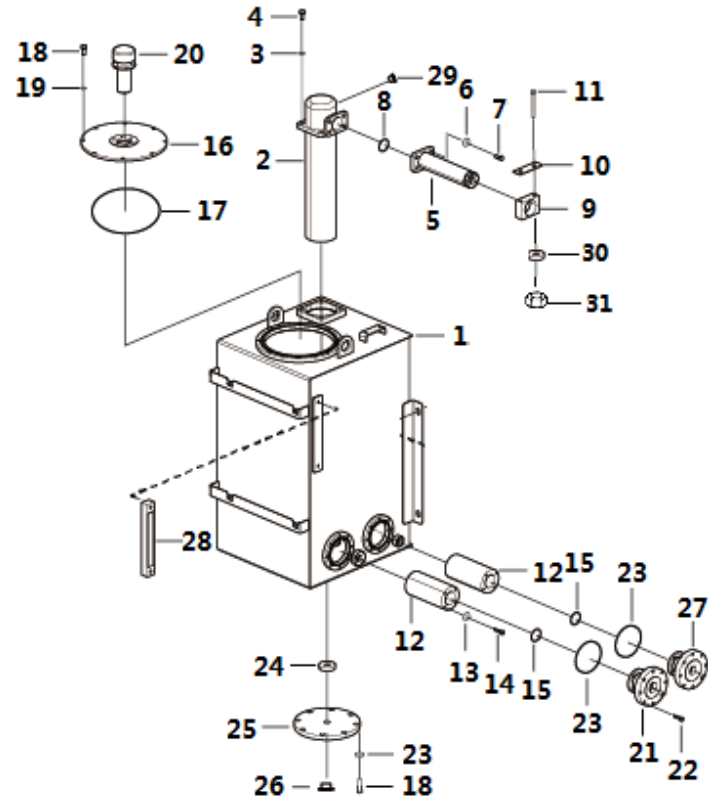
Hydraulic tank assembly



L2200-2510000310.S

Key	Part No.	Description	Spare parts Y/N	Qty	Remarks
1	25100003115	Hydraulic tank distribution assembly	Y	1	
2	4011010722	Bolt gb5783-m10*25flznyc-8.8-480	Y	4	
3	4013010370	Reed nut qc339-m10flznyc-8-480	Y	4	
4	4015010278	Washer gb96.1-10flznyc-480	Y	5	
5	4120703399	Straight fitting 2mc-33-36wd	Y	1	
6	4120703954	Ball valve 3pc-q11f-16p-1	Y	1	
7	4120000759	Straight fitting 1cg-36-16	Y	1	
8	4120704777	Straight fitting	Y	1	
9	4190002891	Straight fitting 1cg-45-20	Y	1	
10	4120002092	Ball valve 3pc-q11f-16-1 1/4"	Y	1	
11	4013010372	Nut gb889.1-m10flznyc-8-480	Y	1	
12	4011010707	Bolt gb5783-m10*30flznyc-8.8-480	Y	1	

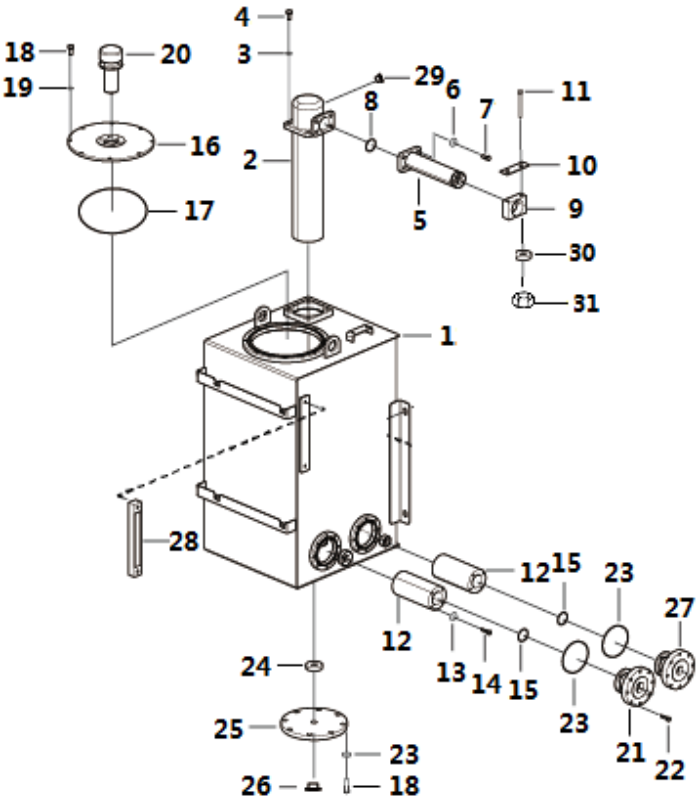
Oil tank



L2200-2510000311.S3b

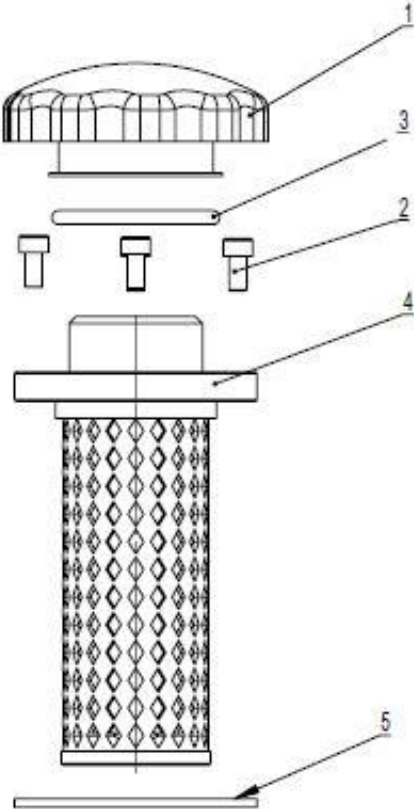
Key	Part No.	Description	Spare parts Y/N	Qty	Remarks
1	25100003123	Oil tank	Y	1	
2	4120001707	Oil return filter rfa-250*5f	Y	1	
3	4015010340	Washer gb97.1-12flznyc-300hv-480	Y	4	
4	4011011038	Bolt gb5783-m12*25flznyc-8.8-480	Y	4	
5	25100002502	Welding, main oil return pipe, for connecting oil return pipe-oil return filter	N	1	
6	4015010339	Washer gb97.1-10flznyc-300hv-480	Y	4	
7	4014010442	Screwgb70.1-m10*35flznyc-10.9-480	Y	4	
8	4030100246	O-ring gb3452.1-60*3.55g	Y	1	
9	4120704775	Pipe clamp	Y	1	
10	4120704776	Cover plate	Y	1	
11	4011011186	Bolt gb5782-m6*90flznyc-8.8-480	Y	2	
12	4120703942	Suction filter wu-250*100f-j	Y	2	
13	4015010284	Washer gb97.1-6flznyc-480	Y	8	
14	4011010744	Bolt gb5783-m6*20flznyc-8.8-480	Y	8	
15	4030100248	O-ring gb3452.1-54.5*3.55g	Y	2	
16	25100001231	Cleaner hole cover	N	1	
17	4030100245	O-ring gb3452.1-258*5.3g	Y	1	
18	4011010711	Bolt gb5783-m8*20flznyc-8.8-480	Y	16	
19	4015010280	Washer gb97.1-8flznyc-480	Y	32	
20	4120002094	Air cleaner quq2-10*0.63	Y	1	
21	25100002521	Welding, open-type pump oil suction pipe, tank-oil suction pipe	N	1	
22	4011010972	Bolt gb5783-m8*35flznyc-8.8-480	Y	16	

Oil tank

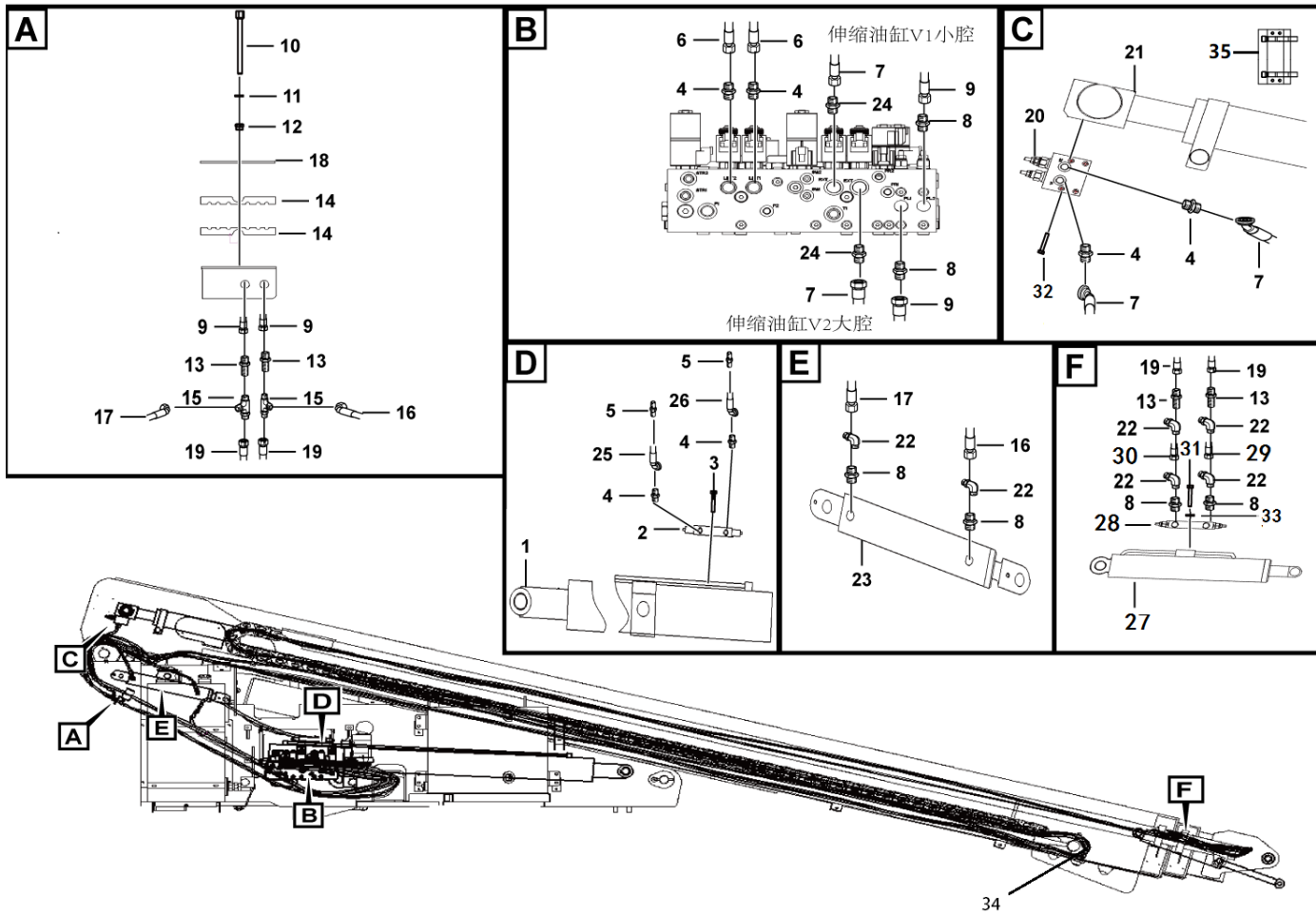


L2200-2510000311.S3b

Air filter assembly

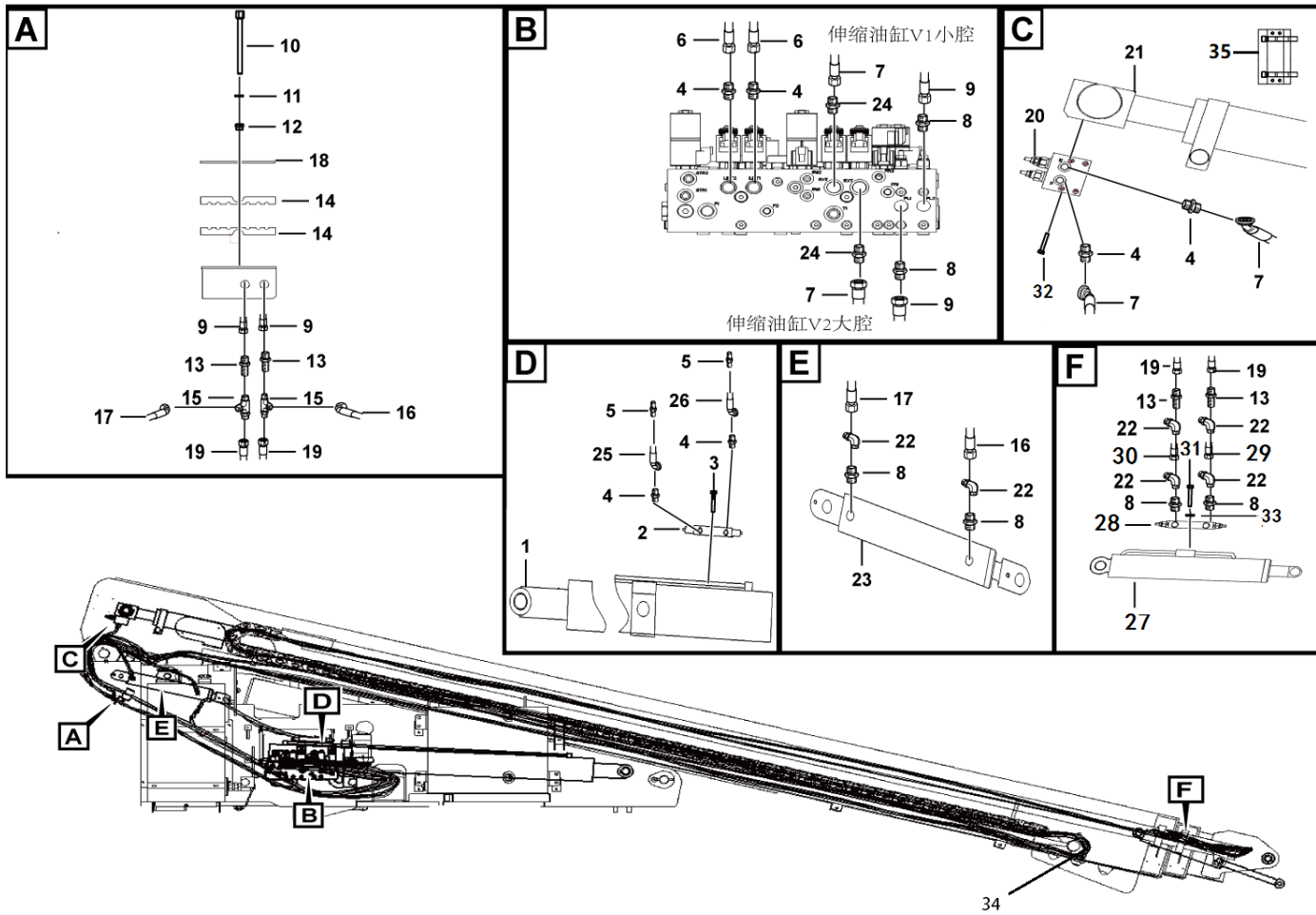


Hydraulic lifting system



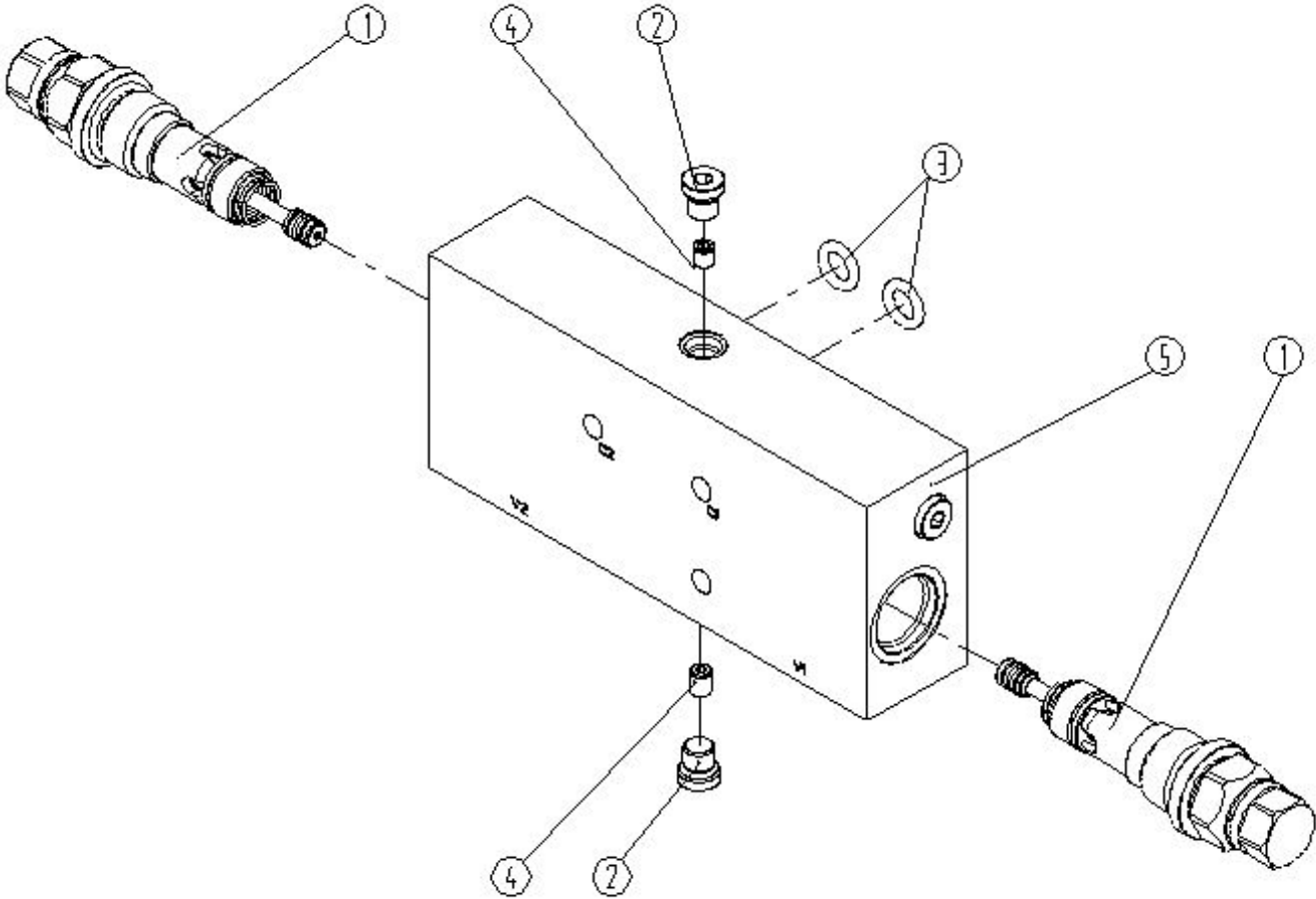
Key	Part No.	Description	Spare parts Y/N	Qty	Remarks
1	4120706401	Luffing cylinder 042027b201	Y	1	
2	4120703555	Counterbalance valve	Y	1	
3	4011011096	Bolt gb5783-m8*40flznyc-10.9-480	Y	4	
4	4120001499	Fitting 1cb-18-06wd	Y	6	
5	4120002009	Bulkhead fitting 6c-18ln	Y	2	
6	4120704108	Hose assembly	Y	2	
7	4120703015	Hose assembly	Y	2	
8	4120001368	Fitting, hydraulic 1cb-14-04wd	Y	6	
9	4120703016	Hose assembly	Y	2	
10	4011010968	Bolt gb5782-m8*85flznyc-8.8-480	Y	4	
11	4015010280	Washer gb97.1-8flznyc-480	Y	8	
12	4013010297	Nut gb889.1-m8flznyc-8-480	Y	4	
13	4120001813	Bulkhead fitting 6c-14ln	Y	4	
14	25080003821	Leveling rod upper pipe clamp, for fixing leveling pipe	N	2	
15	4190001020	Tee fitting cc-14	Y	2	
16	4120703017	Hose 20411-14-04*20491-14-04*scp3-04*1160, lower leveling cylinder 041113b860 to leveling rod upper pipe clamp	Y	1	
17	4120703018	Hose 20411-14-04*20491-14-04*scp3-04*940, lower leveling cylinder 041113b860 to leveling rod upper pipe clamp	Y	1	
18	25080003831	Pressure plate, for fixing leveling rod upper pipe clamp	N	1	
19	4120706718	Hose 20411-14-04*scp3-04*18200, leveling rod upper pipe clamp to upper leveling cylinder 041113b861	Y	2	
20	4120709014	Counterbalance valve	Y	1	
21	4120703424	Telescopic cylinder	Y	1	
22	4120000868	Right-angle fitting 2c9-14z	Y	6	

Hydraulic lifting system

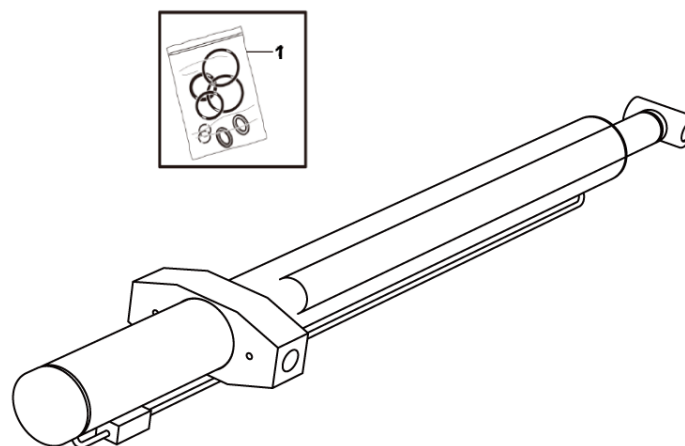


Key	Part No.	Description	Spare parts Y/N	Qty	Remarks
23	4120707028	Lower leveling cylinder 041113b860	Y	1	
24	4120001500	Fitting 1cb-18-08wd	Y	2	
25	4120704280	Hose assembly	Y	1	
26	4120704281	Hose assembly	Y	1	
27	4120707027	Upper leveling cylinder 041113b861	Y	1	
28	4120001549	Leveling balance valve	Y	1	
29	4120705906	Hose assembly	Y	1	
30	4120705907	Hose assembly	Y	1	
31	4011010950	Bolt gb5783-m6*45flznyc-10.9-480	Y	3	
32	4014010345	Bolt gb70.1-m8*45flznyc-10.9-480	Y	4	
33	4015010284	Washer gb97.1-6flznyc-480	Y	3	
34	25240002861	Felt nylon webbing	Y	1	
35	25080009881	Wpven belt	Y	1	

Valve

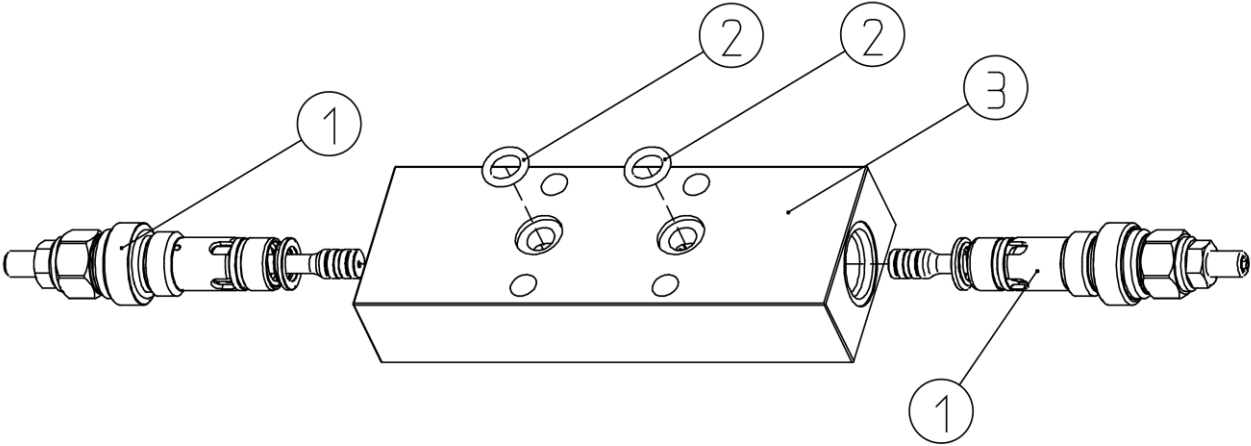


Extend cylinder

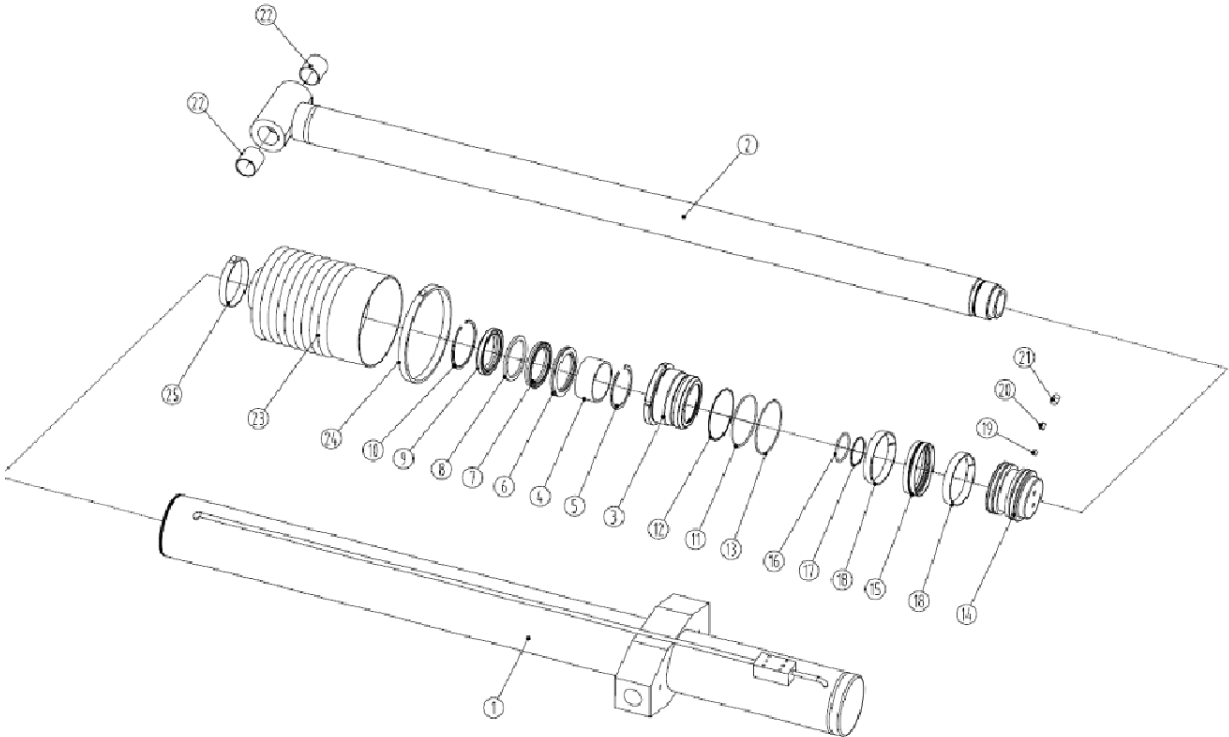


L2402-4120703424

Balance valve assembly

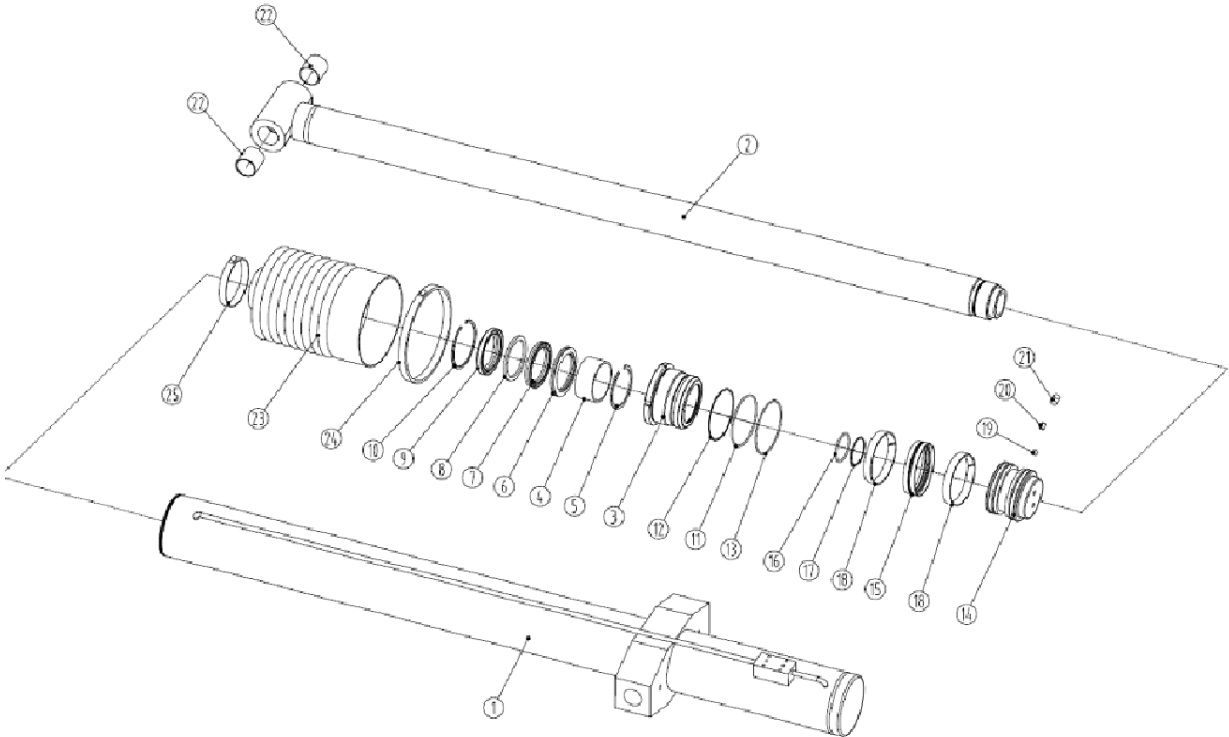


Cylinder

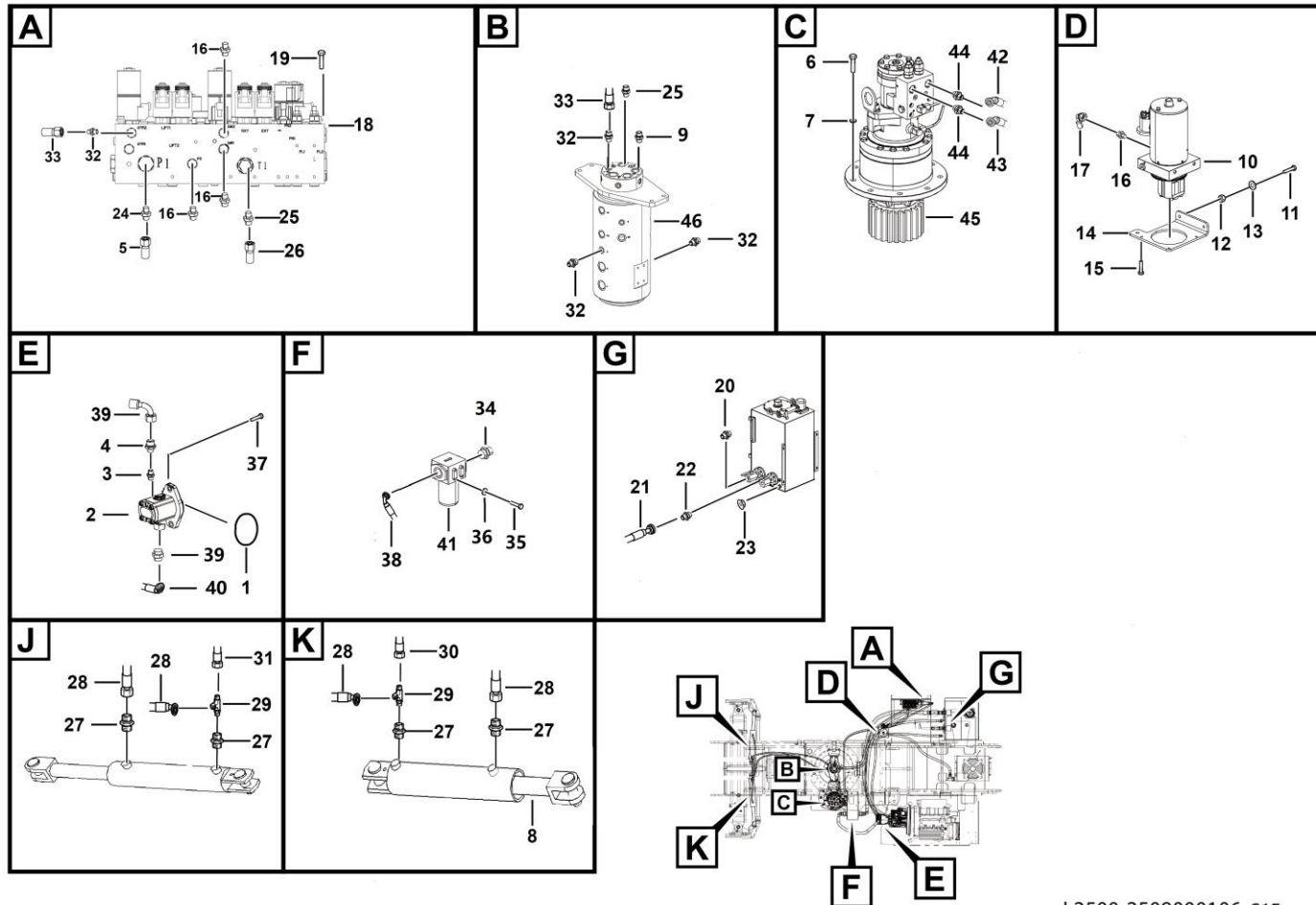


Key	Part No.	Description	Spare parts Y/N	Qty	Remarks
1	4120706401001	Cylinder tube	Y	1	
2	4120706401002	Piston rod assembly	Y	1	
3	4120706401003	Cylinder head	Y	1	
4	4120706401004	Bushing	Y	1	
5	4120706401005	Snap ring-hole	Y	1	
6	4120706401006	Sealing-buffering	Y	1	
7	4120706401007	Sealing-piston rod	Y	1	
8	4120706401008	Snap-u	Y	1	
9	4120706401009	Sealing-anti-dirt	Y	1	
10	4120706401010	Snap ring-hole	Y	1	
11	4120707924008	O-ring	Y	1	
12	4120707924009	Snap-o	Y	1	
13	4120707924010	O-ring	Y	1	
14	4120706401011	Piston	Y	1	
15	4120706401012	Sealing-piston	Y	1	
16	4120707923021	O-ring	Y	1	
17	4120706401013	Snap-o	Y	2	
18	4120706401014	Plate	Y	1	
19	4120001483018	Steel ball	Y	1	
20	4120707924016	Bolt-allen female attachment locking	Y	1	
21	4120706401015	Nylon pad	Y	2	
22	4120706401016	Bushing	Y	1	

Cylinder



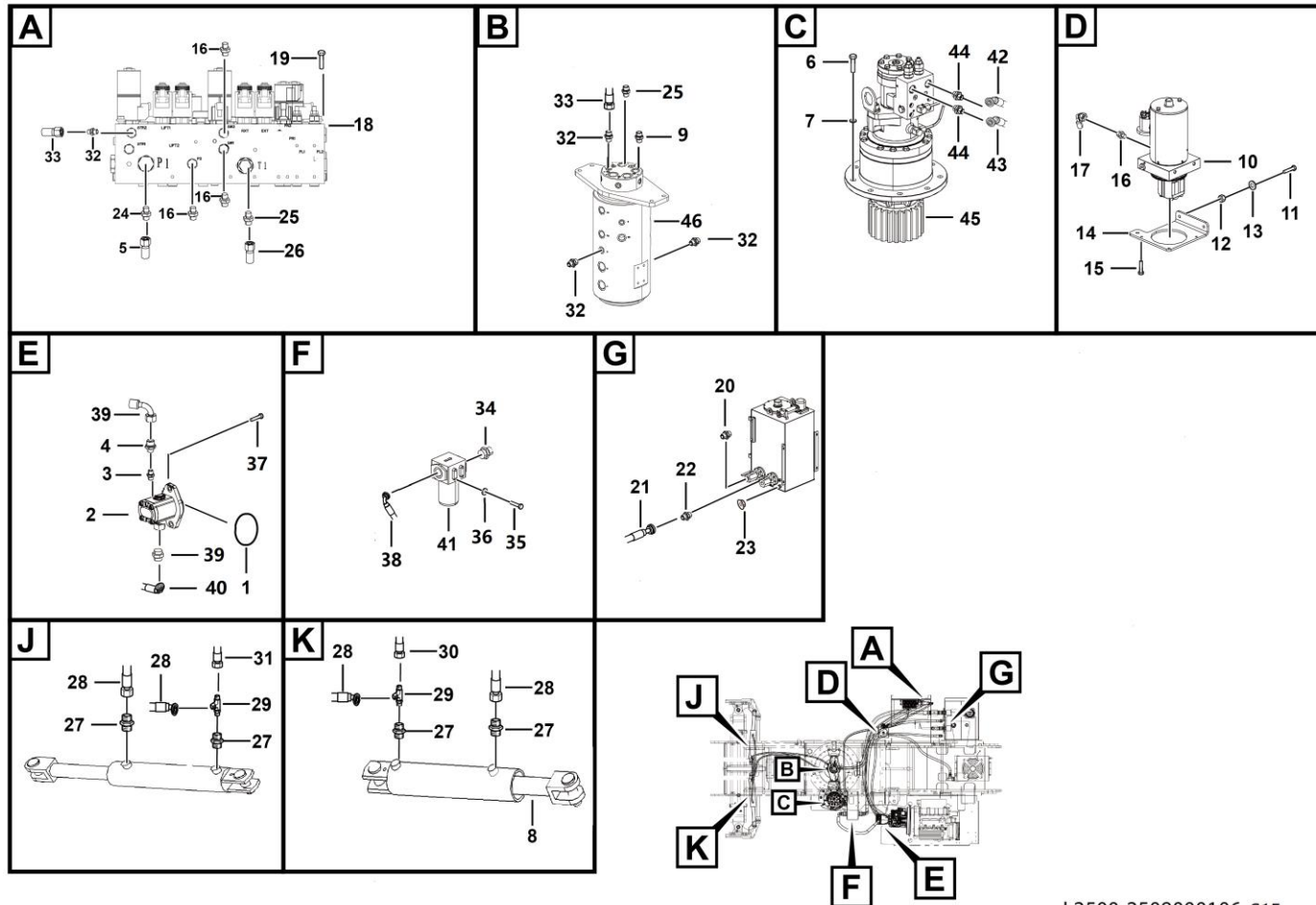
Hydraulic rotating system



L2500-2509000106.S1F

Key	Part No.	Description	Spare parts Y/N	Qty	Remarks
1	4120001880	O-ring 94.97*1.75	Y	1	
2	4120705896	Gear pump	Y	1	
3	4120706353	Joint	Y	1	
4	4129900386	Transit joint 2d9-30z	Y	1	
5	4120706325	Hose assembly	Y	1	
6	4011010962	Bolt gb5783-m14*45flznyc-10.9-480	Y	9	
7	4015010341	Washer gb97.1-14flznyc-300hv-480	Y	9	
8	4120706406	Steering cylinder 040913b801	Y	2	
9	4120001370	Straight fitting 1cb-26-08wd	Y	2	
10	4120709047	Auxiliary hydraulic power	Y	1	
11	4011010708	Bolt gb5783-m8*30flznyc-8.8-480	Y	2	
12	4013010291	Nut gb6170-m8flznyc-8-480	Y	2	
13	4015010280	Washer gb97.1-8flznyc-480	Y	2	
14	25090000322	Plate	N	1	
15	4011010735	Bolt gb16674-m6*16flznyc-8.8-480	Y	4	
16	4120001368	Fitting, hydraulic 1cb-14-04wd	Y	4	
17	4120706326	Hose assembly	Y	1	
18	4120709022	Valve st4769-ab0b	Y	1	
19	4011010857	Bolt	Y	2	
20	4190002891	Straight fitting 1cg-45-20	Y	1	
21	4120706127	Hose assembly	Y	1	
22	4120707992	Joint1cm-26wd	Y	1	

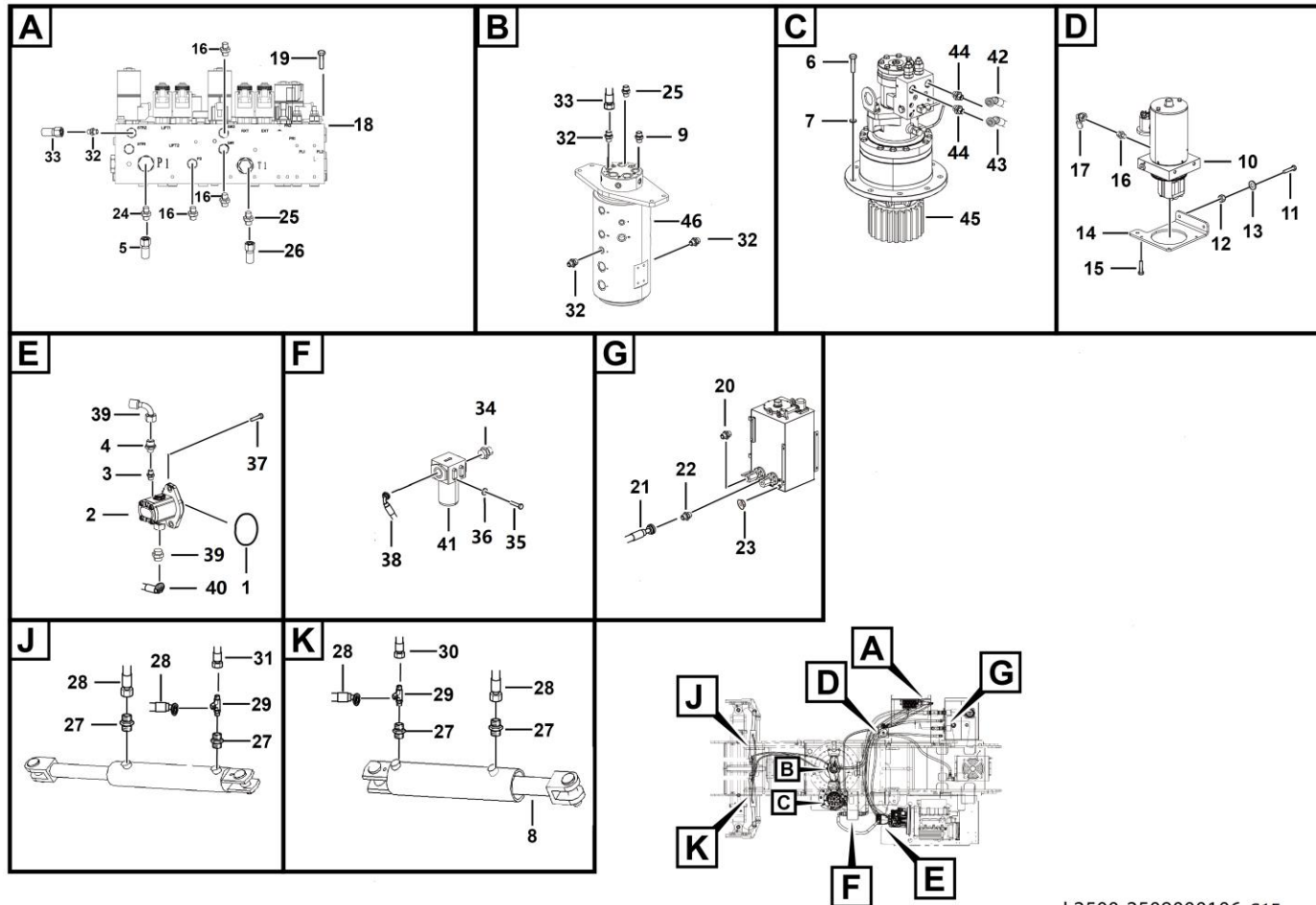
Hydraulic rotating system



L2500-2509000106.S1F

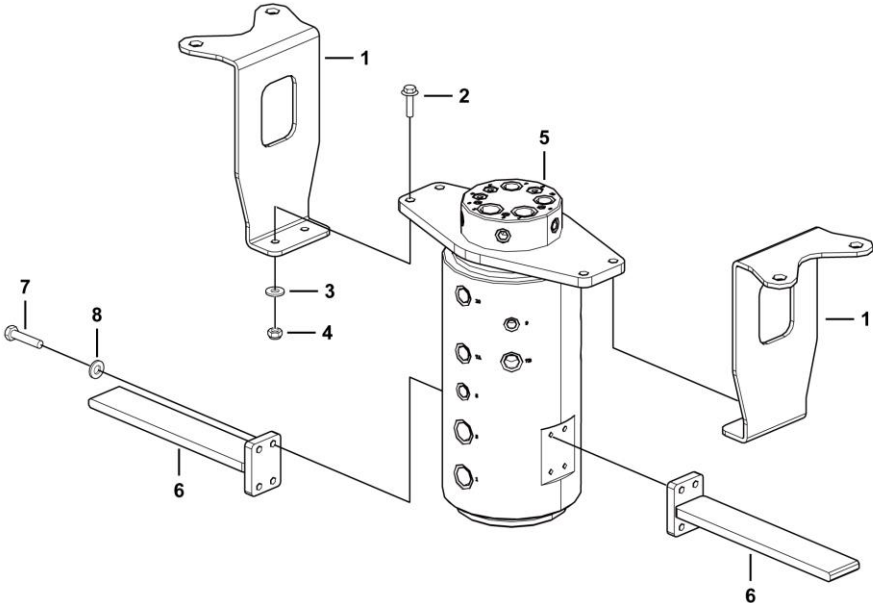
Key	Part No.	Description	Spare parts Y/N	Qty	Remarks
23	4120002004	Plug	Y	1	
24	4120703287	Fitting	Y	1	
25	4120001497	Fitting 1cb-22-08wd	Y	2	
26	4120706328	Hose assembly	Y	1	
27	4120001369	Straight fitting 1cb-16-04wd	Y	4	
28	4120706006	Hose 20411-16-05/20491-16-05*ec118-05*1000, steer cylinder 040913b801 to steer cylinder 040913b801	Y	2	
29	4190001018	Tee fitting cc-16-52*32*19	Y	2	
30	4120706172	Hose 20411-16-05*ec118-05*1200, center slewing unit to steering cylinder 040913b801	Y	1	
31	4120706007	Hose 20411-16-05/20491-16-05*ec118-05*1500, center slewing unit to steering cylinder 040913b801	Y	1	
32	4120001799	Fitting, hydraulic 1cb-16-06wd	Y	6	
33	4120706337	Hose assembly	Y	2	
34	4120708071	Jiont 1dm-30-48wd	Y	2	
35	4011010963	Bolt gb5783-m10*16flznyc-8.8-480	Y	4	
36	4015010339	Washer gb97.1-10flznyc-300hv-480	Y	4	
37	4014010251	Bolt	Y	2	
38	4120706340	Hose 20511-30-10*20591-30-10*ec215-10*900, filter plfa-h160*5 to gear pump	Y	1	
39	4120001798	Fitting	Y	1	
40	4120706341	Hose assembly	Y	1	
41	4120703941	Filter plfa-h160*5	Y	1	
42	4120705754	Hose assembly	Y	1	
43	4120706028	Hose 20411-14-04*20491-14-04*ec118-04*1900, lower leveling cylinder valve vso-de38-vsbn-08a-142b to leveling rod upper pipe clamp	N	1	
44	4120001620	Fitting 1co-14-06	Y	2	

Hydraulic rotating system



L2500-2509000106.S1F

Hydraulic rotarycoupler system

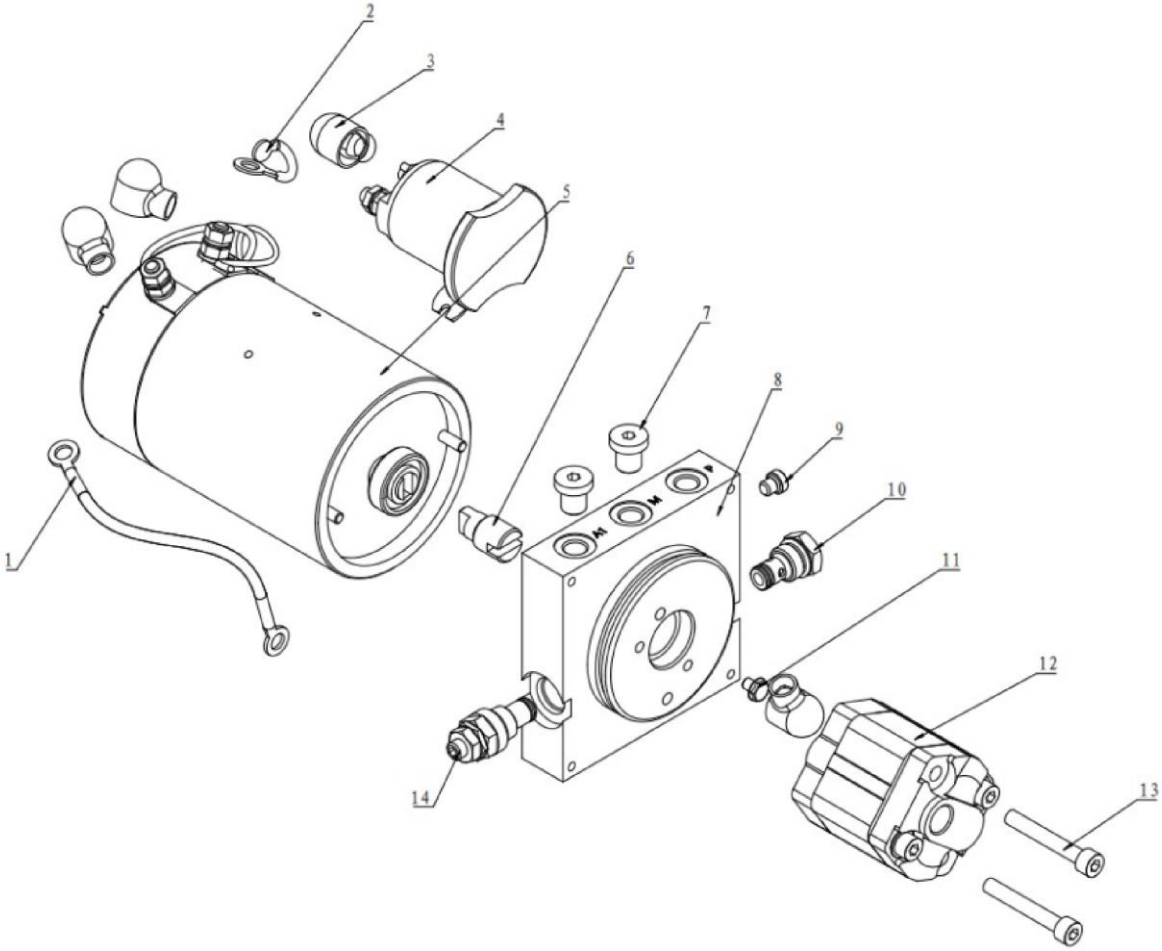


L2500-2509000057.S

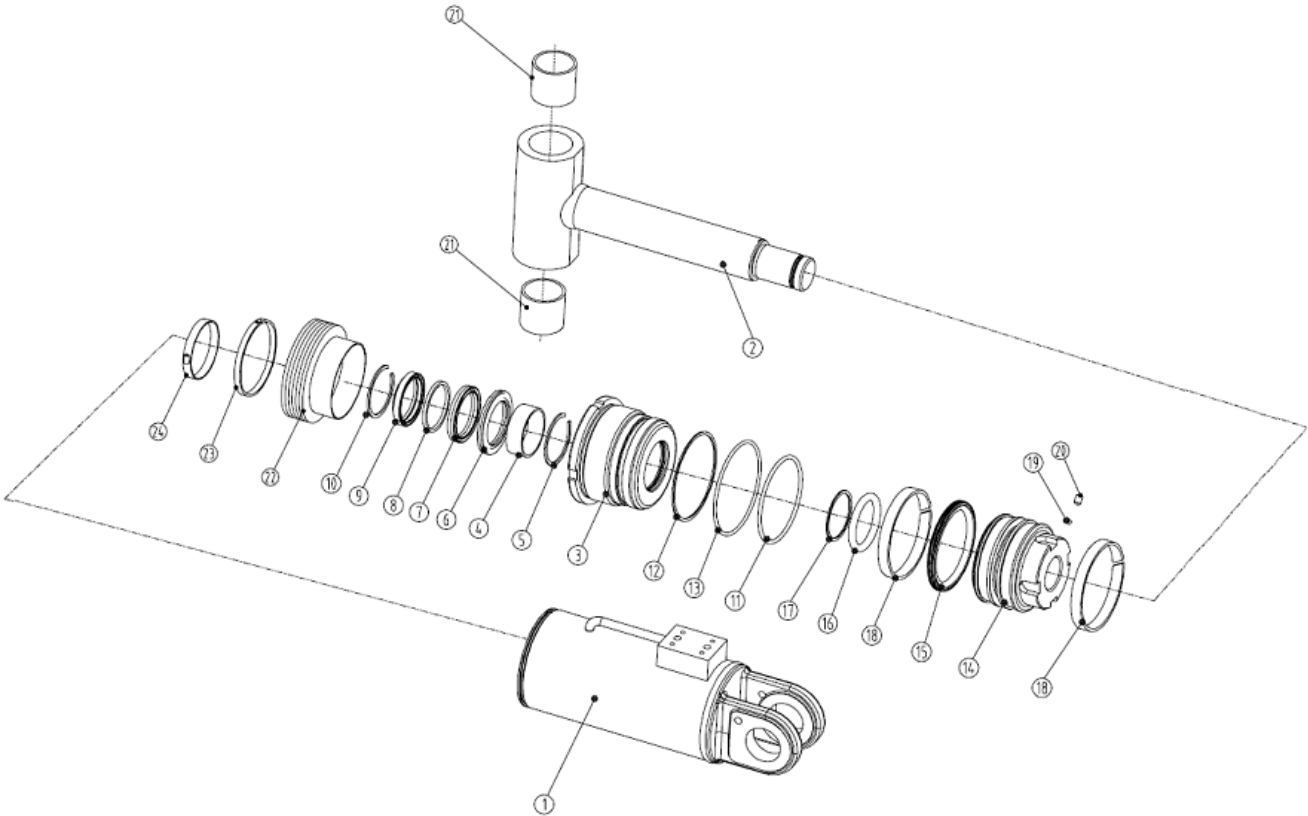
Key	Part No.	Description	Spare parts Y/N	Qty	Remarks
1	25090000042	Center slewing rotor mounting plate, for fixing center slewing rotor	Y	2	
2	4011000164	Bolt gb16674-m10*35epzn-8.8	Y	4	
3	4015000162	Washer gb97.1-10epzn-300hv	Y	4	
4	4013000189	Nut gb889.1-m10epzn-8	Y	4	
5	4120704659	Hydraulic rotator	Y	1	
6	25090000541	Center slewing rotor lower mounting plate assembly, for fixing center slewing rotor	N	2	
7	4011000105	Bolt gb5783-m8*20epzn-8.8	Y	8	
8	4015000072	Washer gb97.1-8epzn-300hv	Y	8	



Auxiliary hydraulic power

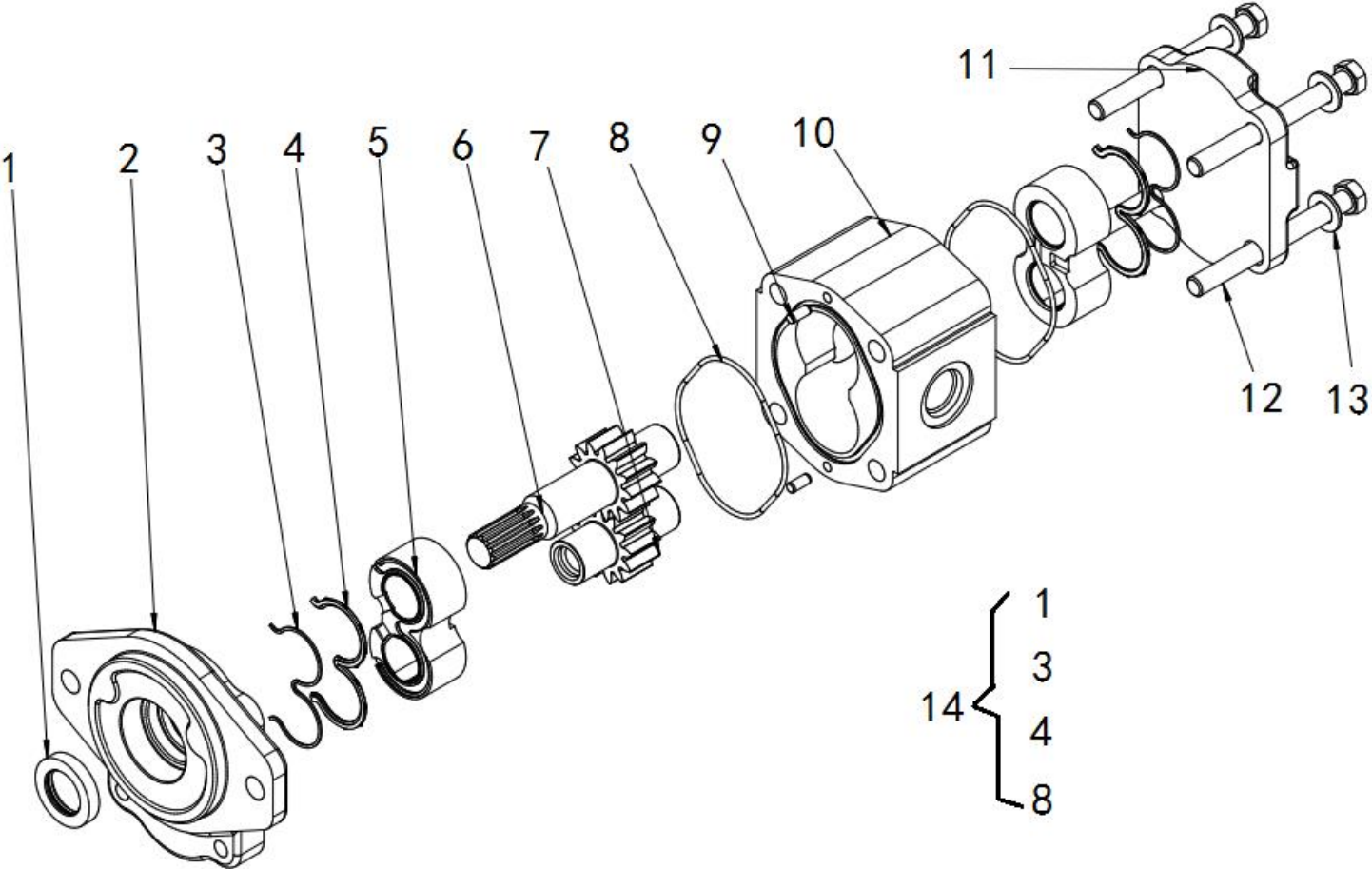


Cylinder



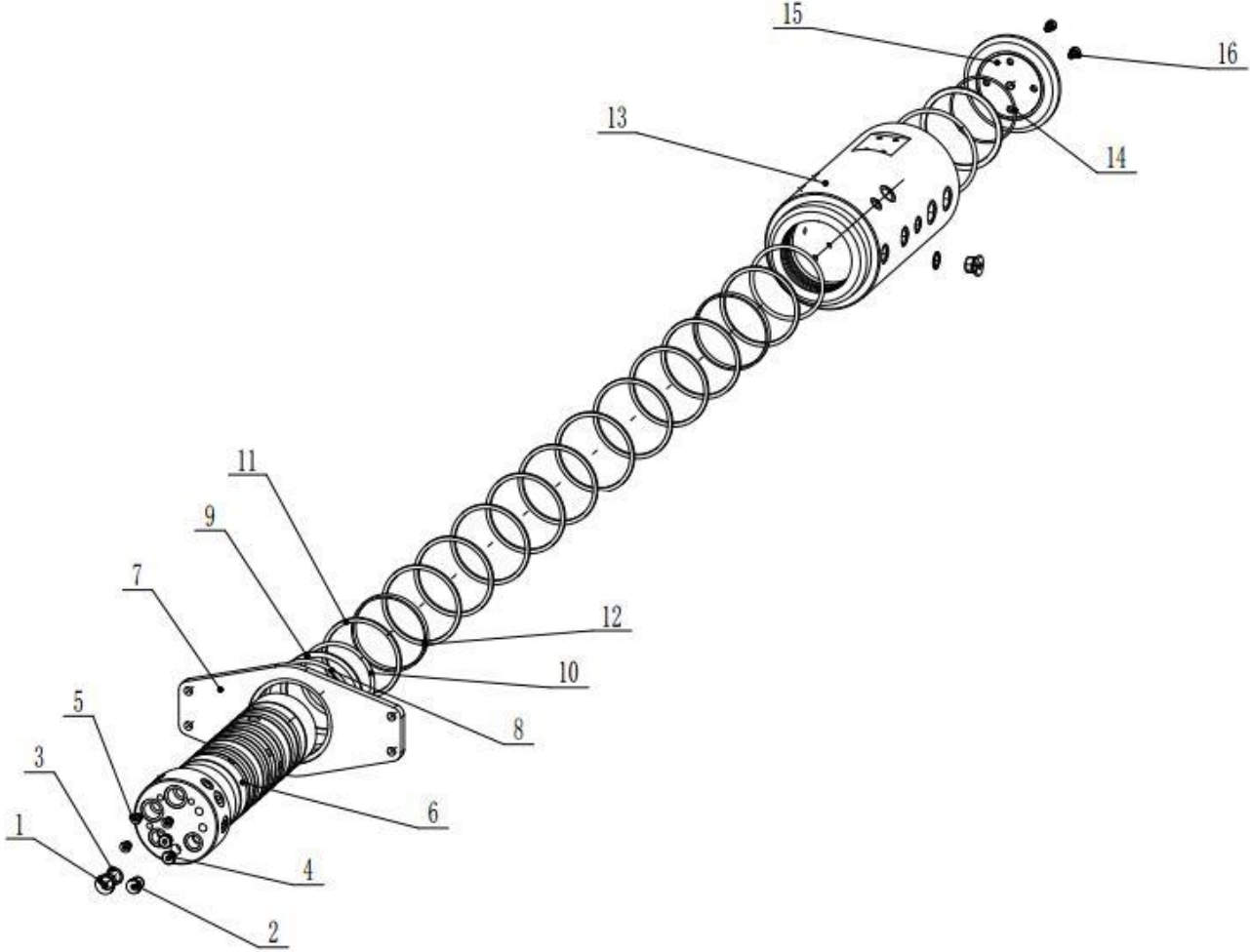
Key	Part No.	Description	Spare parts Y/N	Qty	Remarks
1	4120706406001	Cylinder tube	Y	1	
2	4120706406002	Piston rod assembly	Y	1	
3	4120706406003	Cylinder head	Y	1	
4	4120706406004	Bushing	Y	1	
5	4120706406005	Snap ring-hole	Y	1	
6	4120706406006	Sealing-buffering	Y	1	
7	4120706406007	Sealing-piston rod	Y	1	
8	4120706406008	Snap-u	Y	1	
9	4120706406009	Sealing-anti-dirt	Y	1	
10	4120706406010	Snap ring-hole	Y	1	
11	4120002494018	O-ring 24k10580a	Y	1	
12	4120706406011	Snap-o	Y	1	
13	4120002494020	O-ring 24k306501	Y	1	
14	4120706406012	Piston	Y	1	
15	4120706406013	Sealing-piston	Y	1	
16	4120002494023	O-ring 24k10300a	Y	1	
17	4120002494024	Snap ring-o-ring 24m10350c	Y	1	
18	4120706404014	Nut	Y	1	
19	4120706406014	Rubber sleeve	Y	1	
20	4120706404020	Clamp	Y	1	
21	4120707997011	Clamp	N	1	
22	4120706406015	Sealing ring kit	Y	1	

Pump



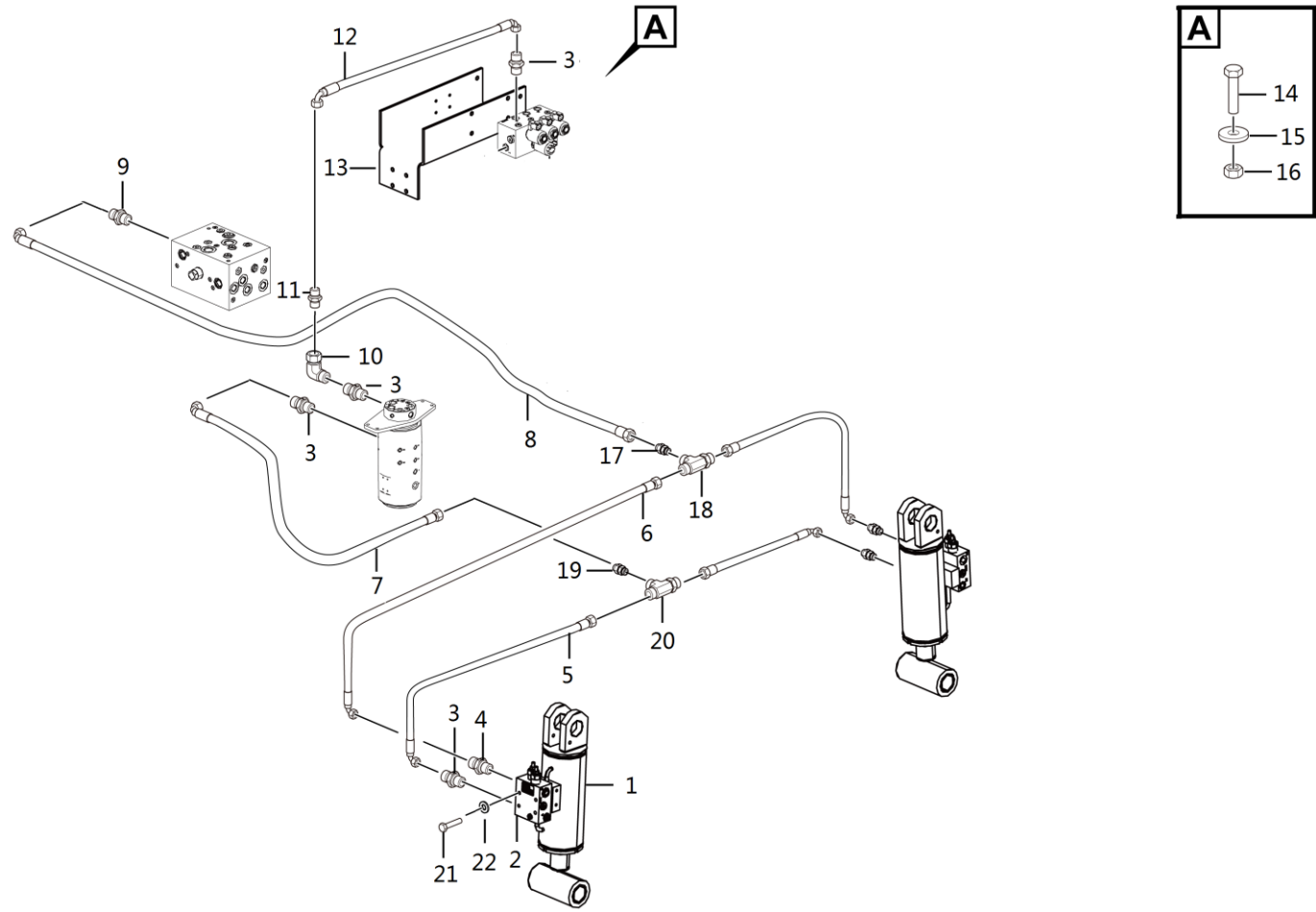
Key	Part No.	Description	Spare parts Y/N	Qty	Remarks
1	4120705896001	Seal	N	1	
2	4120705896002	Cover	N	1	
3	4120705896003	Strutting piece	N	2	
4	4120705896004	Seal	N	2	
5	4120705896005	Sleeve	N	2	
6	4120705896006	Gear	N	1	
7	4120705896007	Gear	N	1	
8	4120705896008	O-ring	N	2	
9	4120705896009	Pin	N	2	
10	4120705896010	Midbody	N	1	
11	4120705896011	Cover	N	1	
12	4120705896012	Bolt	N	4	
13	4120705896013	Wsaher	N	4	
14	4120705896014	Seal kit	N	1	

Hydraulic



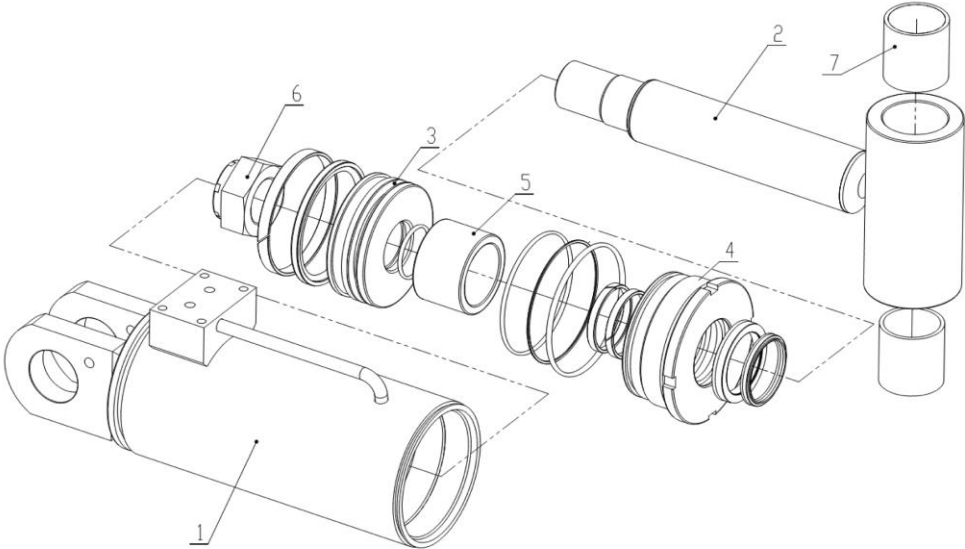
Key	Part No.	Description	Spare parts Y/N	Qty	Remarks
1	4120704659001	Screw plug zh1032a000-0001	Y	2	
2	4120704659002	Screw plug zh1032a000-0002	Y	1	
3	4120704659003	Rubber gasket zh1032a000-0003	Y	2	
4	4120704659004	Screw plug zh1032a000-0004	Y	2	
5	4120704659005	Screw plug zh1032a000-0005	Y	3	
6	4120704659006	Slewing shaft zh1032a000-0006	Y	1	
7	4120704659007	Positioning plate zh1032a000-0007	Y	1	
8	4120704659008	O-ring zh1032a000-0008	Y	2	
9	4120704659009	Support ring zh1032a000-0009	Y	2	
10	4120704659010	O-ring zh1032a000-0010	Y	2	
11	4120704659011	Rotary seal ring zh1032a000-0011	Y	11	
12	4120704659012	Wear ring zh1032a000-0012	Y	2	
13	4120704659013	Slewing rotor zh1032a000-0013	Y	1	
14	4120704659014	O-ring zh1032a000-0014	Y	1	
15	4120704659015	Baffle zh1032a000-0015	Y	1	
16	4120704659016	Hexagon socket screw zh1032a000-0016	Y	4	

Oscillate system

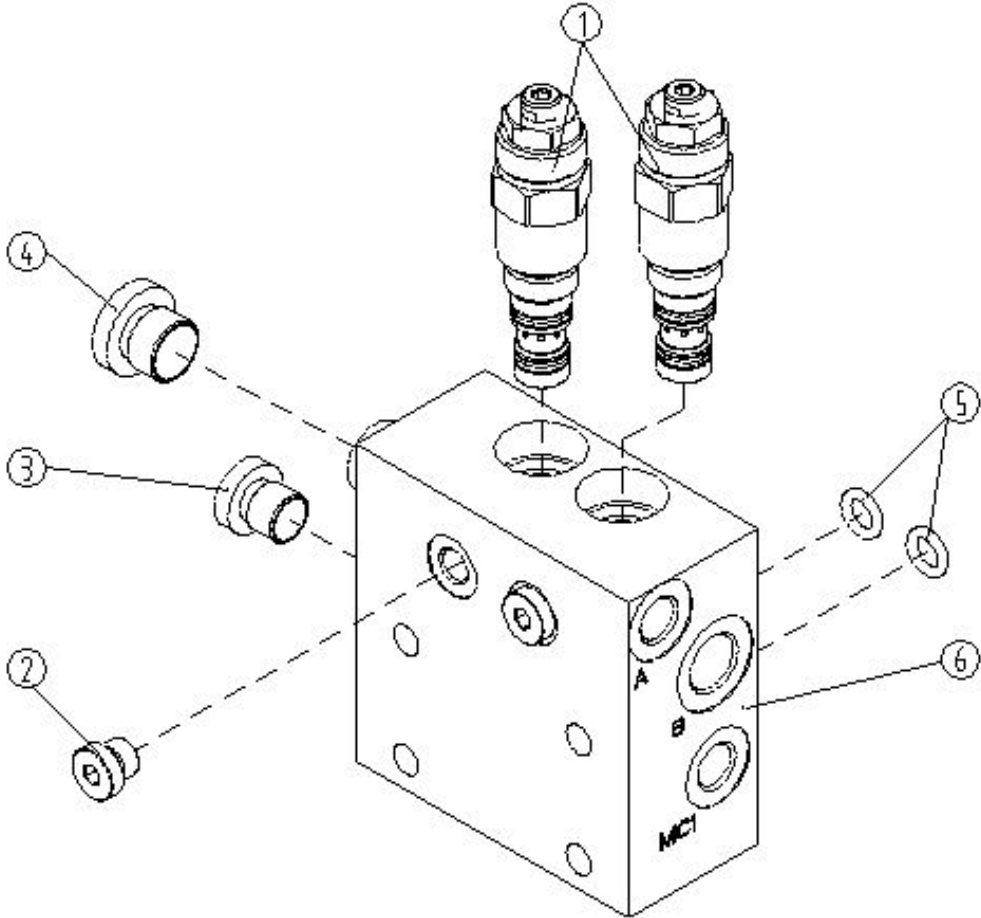


Key	Part No.	Description	Spare parts Y/N	Qty	Remarks
1	4120704767	Oxillate cylinder	Y	2	
2	4120705253	Counterbalance valve	Y	2	
3	4120001368	Fitting, hydraulic 1cb-14-04wd	Y	5	
4	4120001799	Fitting, hydraulic 1cb-16-06wd	Y	2	
5	4120706041	Hose 20411-14-04/20441-14-04*ec118-04*750, floating balance valve st5221-a000 to tee fitting	Y	2	
6	4120706042	Hose 20411-16-05/20441-16-05*ec118-05*650, floating balance valve st5221-a000 to tee fitting	N	2	
7	4120706049	Hose 20411-14-04/20441-14-04*ec118-04*1120, hydraulic center slewing rotor to straight bulkhead fitting	N	1	
8	4120706043	Pipe20411-16-05/20491-16-05*ec118-05*1820	N	1	
9	4120001369	Straight fitting 1cb-16-04wd	Y	1	
10	4120000868	Right-angle fitting 2c9-14z	Y	1	
11	4120702875	Combination fitting 2c4-14z	Y	1	
12	4120706871	Hose assembly	Y	1	
13	25110000681	Plant	Y	1	
14	4011010707	Bolt gb5783-m10*30flznyc-8.8-480	Y	3	
15	4015010278	Washer gb96.1-10flznyc-480	Y	3	
16	4013010296	Nut gb889.1-m10flznyc-8	Y	3	
17	4120001791	Bulkhead fitting 6c-16ln	Y	1	
18	4120001792	Tee fitting bc-16	Y	1	
19	4120001813	Bulkhead fitting 6c-14ln	Y	1	
20	4190001003	Tee fitting bc-14	Y	1	
21	4011011141	Bolt gb5783-m8*60flznyc-10.9-480	Y	8	
22	4015010280	Washer gb97.1-8flznyc-480	Y	8	

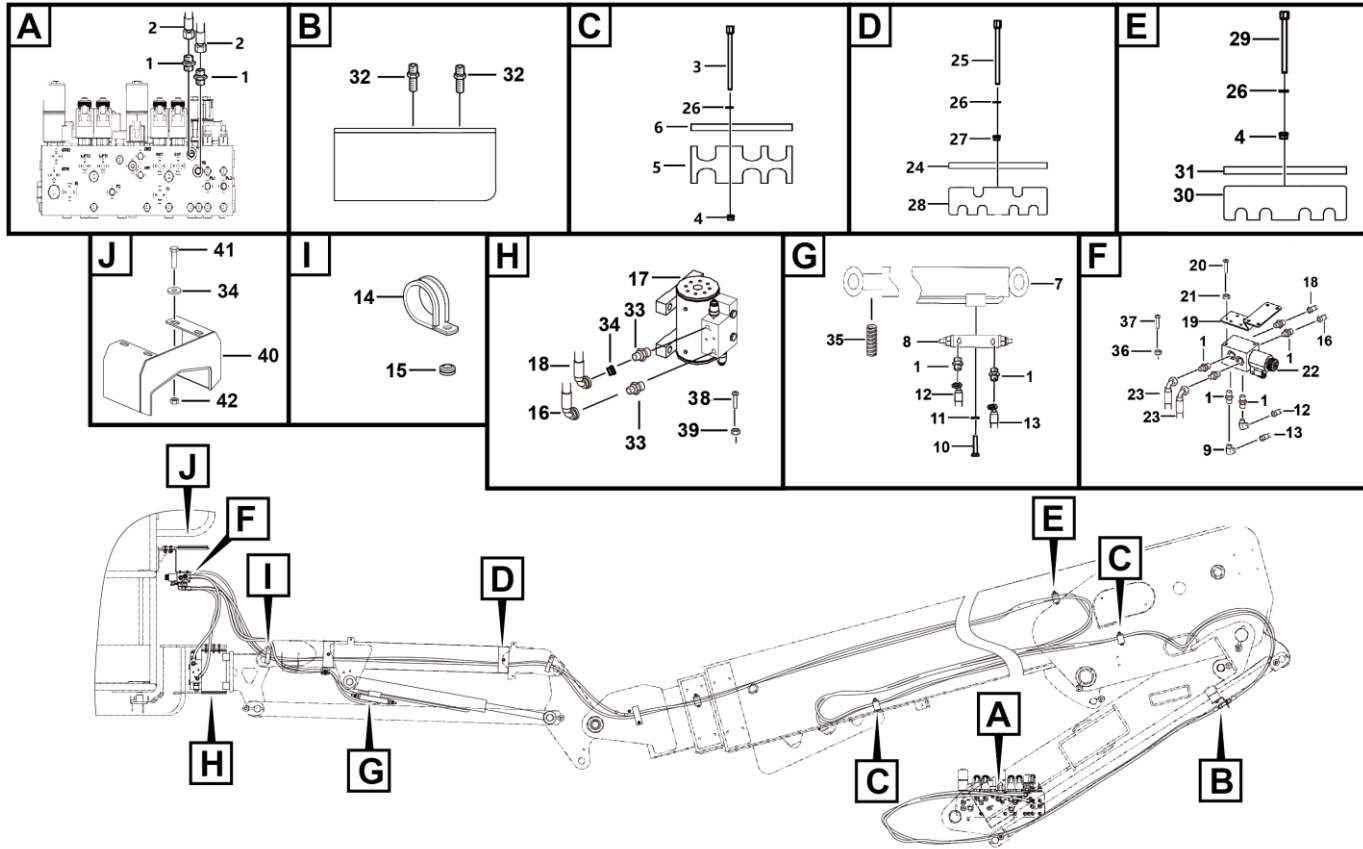
Cylinder



Valve

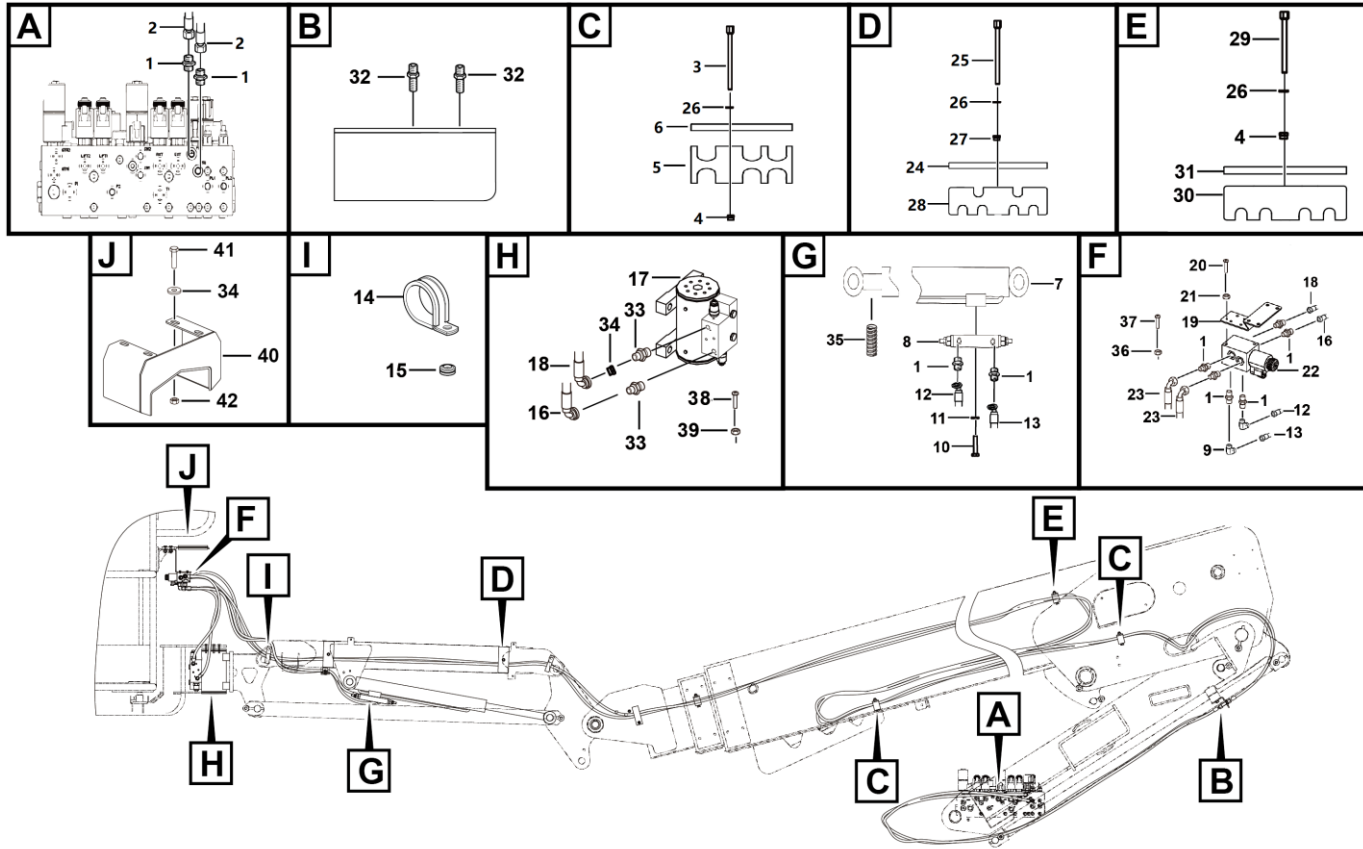


Hydraulicplatform assembly



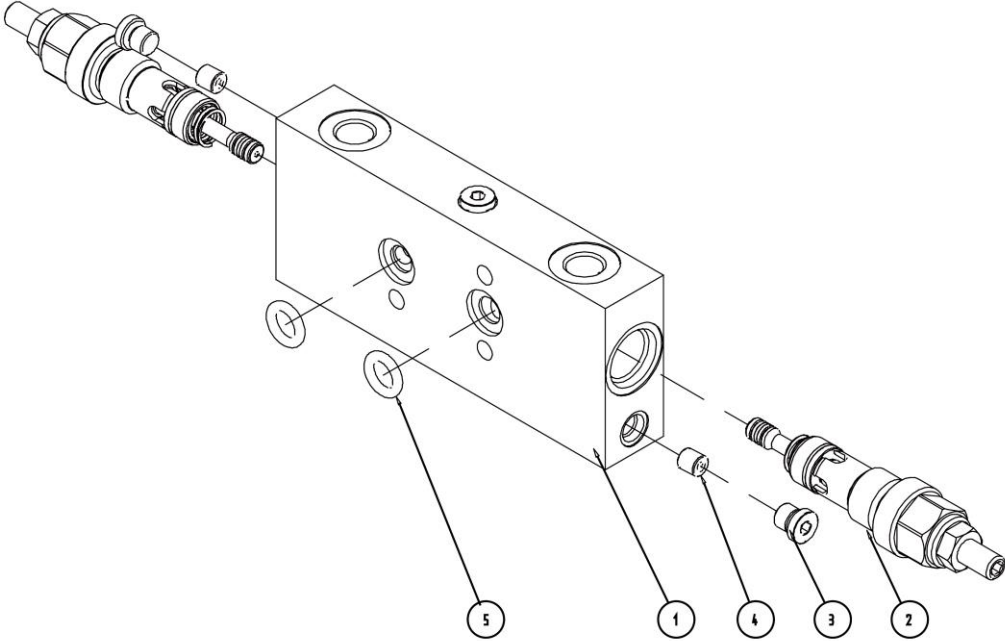
Key	Part No.	Description	Spare parts Y/N	Qty	Remarks
1	4120001368	Fitting, hydraulic 1cb-14-04wd	Y	12	
2	4120703043	Hose assembly	Y	2	
3	4011010718	Bolt gb5783-m8*65flznyc-8.8-480	Y	3	
4	4013010297	Nut gb889.1-m8flznyc-8-480	Y	5	
5	25120000561	Forming (stamping, etc.), base boom pipe clamp of hydraulic pipeline	Y	3	
6	25120000161	Pipe clamp fixing plate, for fixing pipe clamp	N	3	
7	4120706404	Fly jib cylinder 040913b205	Y	1	
8	4120703556	Counterbalance valve	Y	1	
9	4120000868	Right-angle fitting 2c9-14z	Y	6	
10	4011010990	Bolt gb5783-m6*35flznyc-10.9-480	Y	3	
11	4015010284	Washer gb97.1-6flznyc-480	Y	3	
12	4120703550	Hose assembly	Y	1	
13	4120703551	Hose assembly	Y	1	
14	25080000561	Pipe clamp 40, for fixing platform pipe	Y	2	
15	25080001001	Spacer ring, 25*15	Y	2	
16	4120704110	Hose assembly	Y	1	
17	4120706329	Rotator	Y	1	
18	4120703300	Hose assembly	Y	1	
19	25120000371	Forming (stamping, etc.), bend plate, for fixing 6/2 electromagnetic switching valve	N	1	
20	4014010347	Bolt gb70.1-m5*55flznyc-8.8-480	Y	2	
21	4013010305	Nut gb889.1-m5flznyc-8-480	Y	2	
22	4120704392	Two-position six-way solenoid valve	Y	1	

Hydraulicplatform assembly

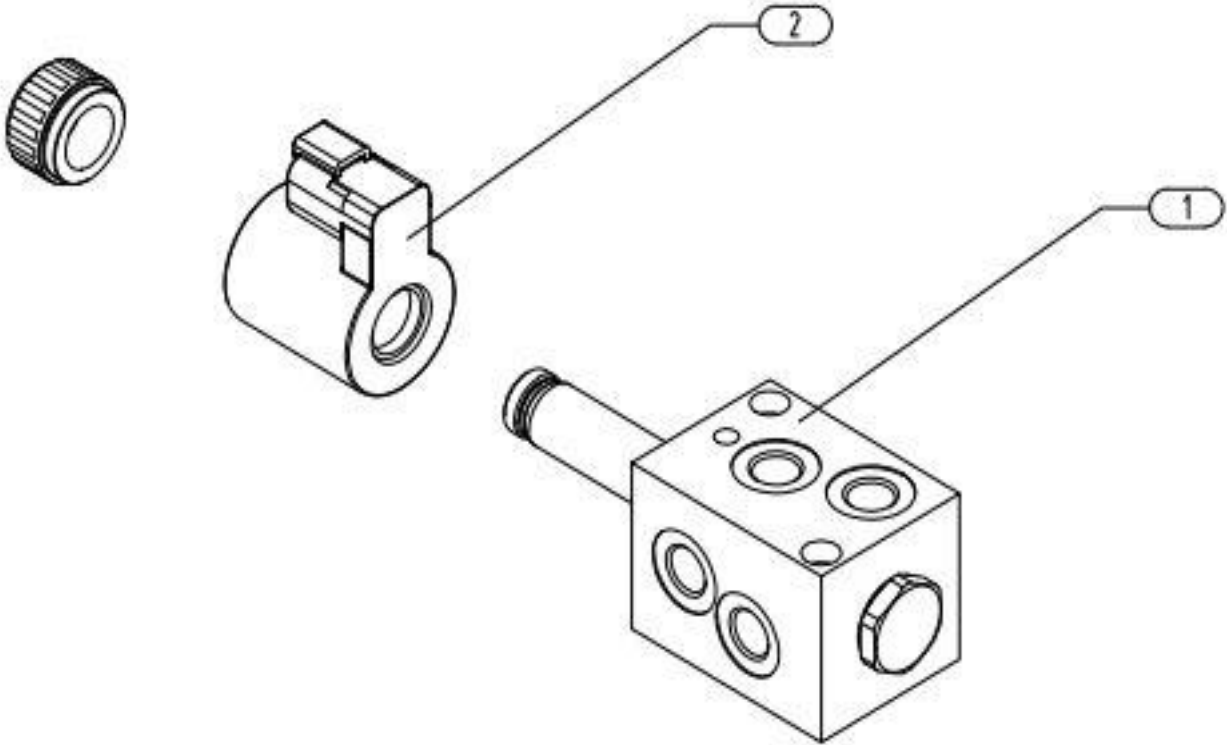


Key	Part No.	Description	Spare parts Y/N	Qty	Remarks
23	4120706716	Hose 20411-14-04*ec118-04*20700, 6/2 electromagnetic changeover valve to straight bulkhead fitting 6c-14ln	Y	2	
24	25120000061	Fly jib pipe clamp pressure plate, for fixing flying jib pipe clamp	Y	2	
25	4011010989	Bolt gb5782-m8*60flznyc-8.8-480	Y	2	
26	4015010280	Washer gb97.1-8flznyc-480	Y	7	
27	4013010291	Nut gb6170-m8flznyc-8-480	Y	2	
28	25120000571	Fly jib pipe clamp	Y	2	
29	4011010995	Bolt gb5782-m8*75flznyc-8.8-480	Y	2	
30	25080006541	Cable carrier pipe clamp, for fixing platform pipe	Y	2	
31	25080006551	Cable carrier pipe clamp pressure plate, for fixing cable carrier pipe clamp	Y	1	
32	4120001813	Bulkhead fitting 6c-14ln	Y	2	
33	25120000141	Straight fitting	Y	2	
34	4120703558	Damping hole 0.4	Y	2	
35	4120002251	Hose sheath pg-062(600)	Y	15	
36	4013010296	Nut gb889.1-m10flznyc-8	Y	4	
37	4011010727	Bolt gb5783-m10*35flznyc-8.8-480	Y	4	
38	4014010275	Screw	Y	8	
39	4015010339	Washer gb97.1-10flznyc-300hv-480	Y	16	
40	25120001661	Cover	Y	1	
41	4011010711	Bolt gb5783-m8*20flznyc-8.8-480	Y	4	
42	4013010383	Reed nut qc339-m8flznyc-8-480	Y	4	

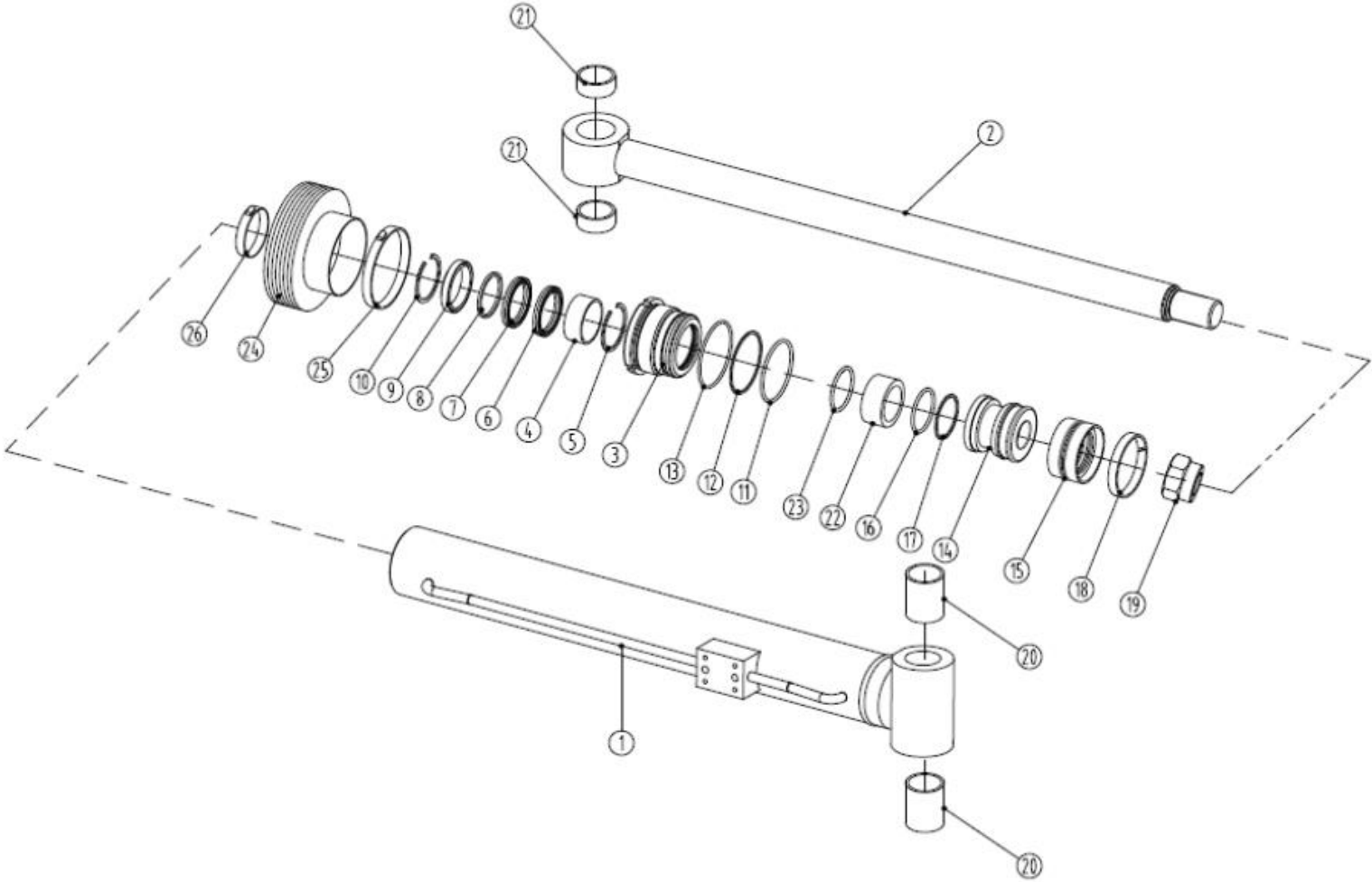
Valve



Double-position six-way valve

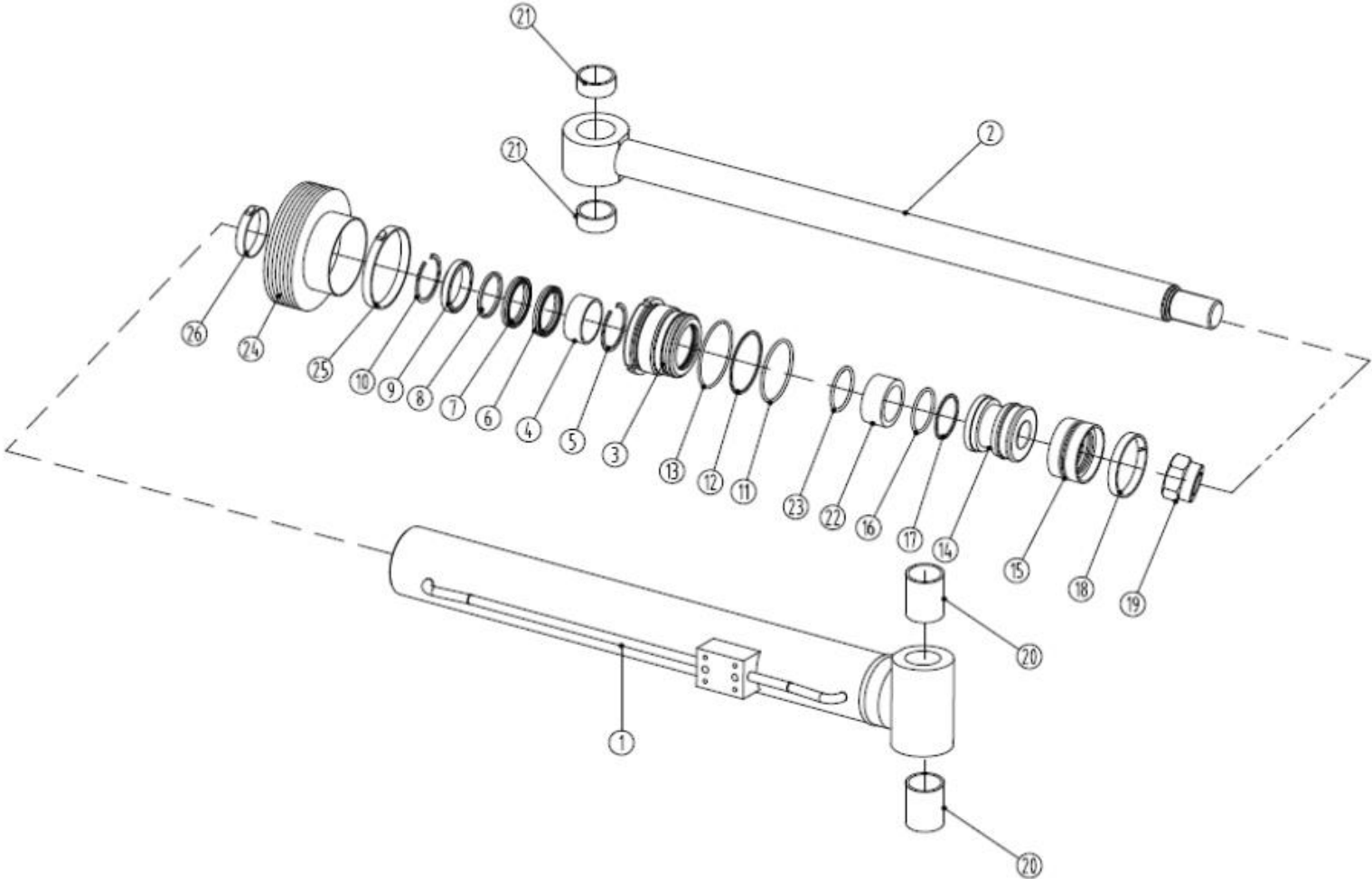


Cylinder



Key	Part No.	Description	Spare parts Y/N	Qty	Remarks
1	4120706404001	Cylinder body	Y	1	
2	4120706404002	Piston rod	Y	1	
3	4120706404003	Cylinder cover	Y	1	
4	4120706404004	Sleeve	Y	1	
5	4120706404005	Snap ring-hole	Y	1	
6	4120706404006	Sealing-buffering	Y	1	
7	4120706404007	Sealing-piston rod	Y	1	
8	4120706404008	Snap-u	Y	1	
9	4120706404009	Sealing-dustproof	Y	1	
10	4120706404010	Snap ring-hole	Y	1	
11	4120002494018	O-ring 24k10580a	Y	1	
12	4120002494019	Snap ring -o-ring 24m10630c	Y	1	
13	4120002494020	O-ring 24k306501	Y	1	
14	4120706404011	Piston	Y	1	
15	4120706404012	Sealing-piston	Y	1	
16	4120002494023	O-ring 24k10300a	Y	1	
17	4120002494024	Snap ring-o-ring 24m10350c	Y	1	
18	4120706404013	Bearing	Y	1	
19	4120706404014	Nut	Y	1	
20	4120706404015	Shaft sleeve	Y	1	
21	4120706404016	Shaft sleeve	Y	1	
22	4120706404017	Sleeve	Y	1	

Cylinder

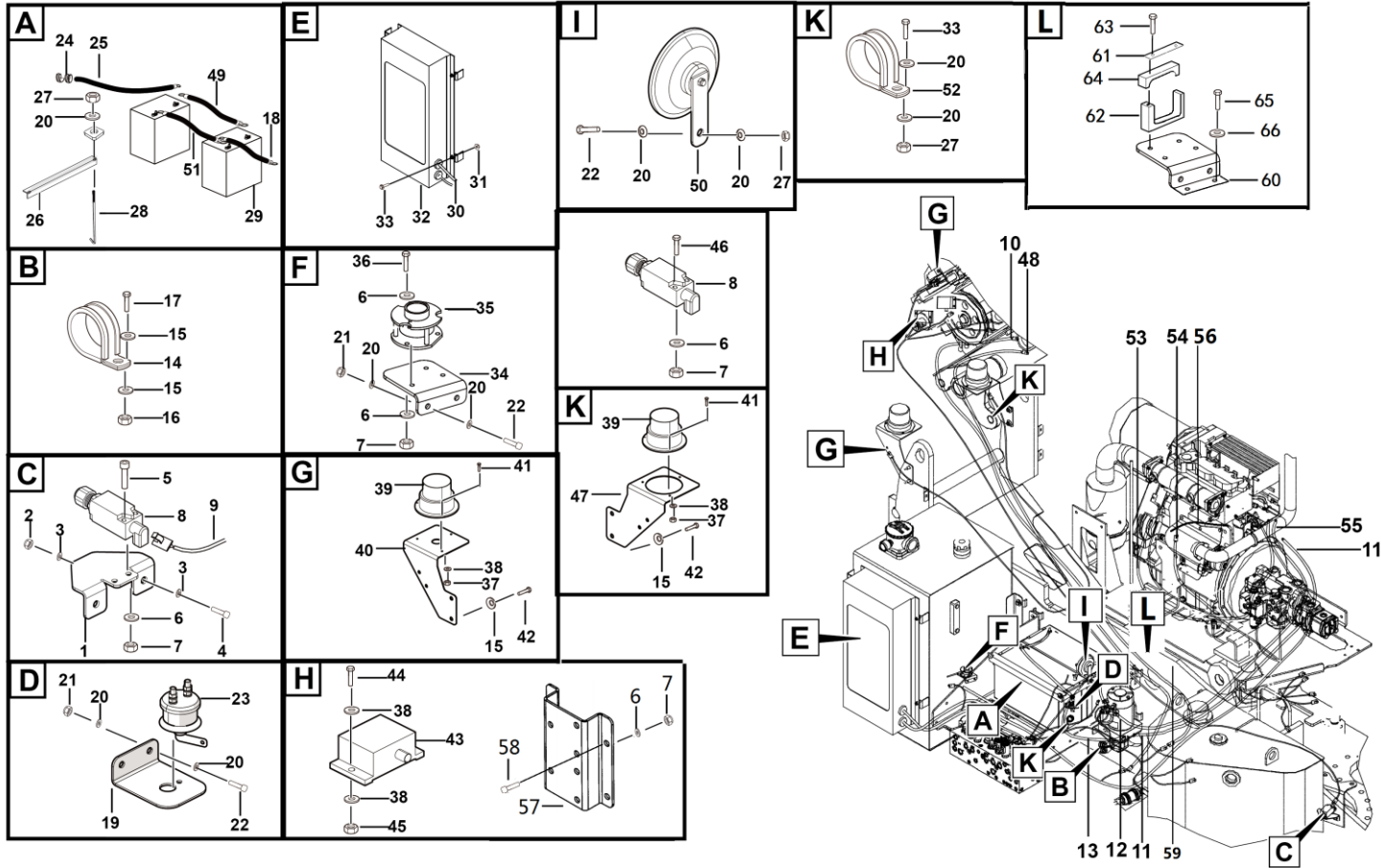


M
ELECTRIC SYSTEM



LINGONG GROUP JINAN HEAVY MACHINERY CO., LTD.

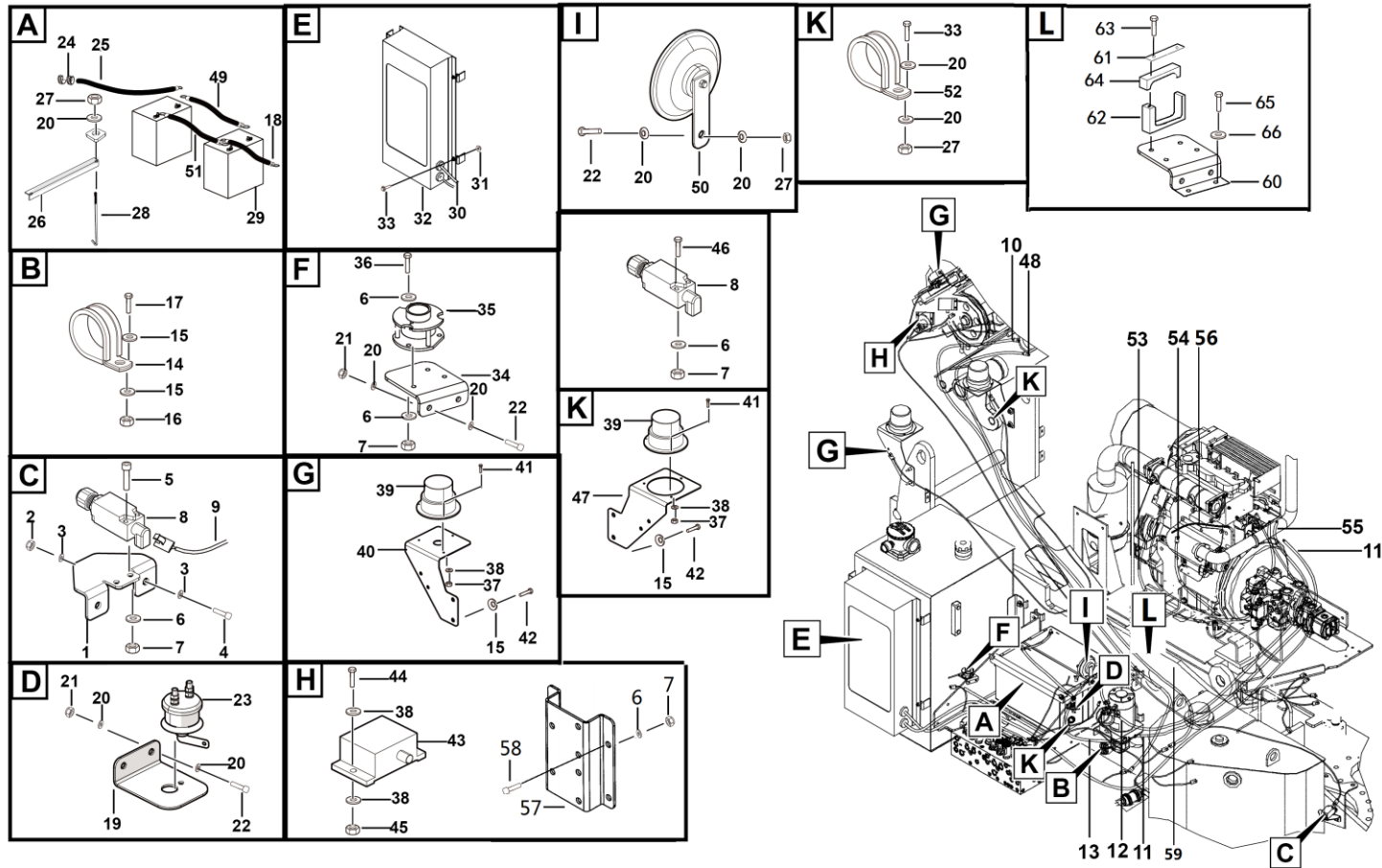
Box



M3000-2531000393.S2C

Key	Part No.	Description	Spare parts Y/N	Qty	Remarks
1	25310000191	Forming (stamping etc.), limit switch mounting plate	Y	1	
2	4013010300	Nut gb889.1-m6flznyc-8-480	Y	2	
3	4015010284	Washer gb97.1-6flznyc-480	Y	4	
4	4011010992	Bolt gb16674-m6*25flznyc-8.8	Y	2	
5	4014010353	Screwgb70.1-m5*45flznyc-8.8	Y	2	
6	4015010283	Washer gb97.1-5flznyc-480	Y	18	
7	4013010305	Nut gb889.1-m5flznyc-8-480	Y	11	
8	4130001026	Travel switch xckp2118p16	Y	2	
9	25310011662	Wire	N	1	
10	25310003601	Boom harness, main harness to boom proximity switch	N	1	
11	25310002121	Power cord p35*2700, emergency pump negative terminal to engine negative terminal	Y	1	
12	25310002132	Power cord p35*3550, battery positive terminal to engine alternator	Y	1	
13	25310004681	Power cord p35*360, battery negative terminal to power switch	Y	1	
14	26370001961	Pipe clamp, for fixing control valve harness	Y	2	
15	4015010339	Washer gb97.1-10flznyc-300hv-480	Y	6	
16	4013010346	Nut gb6170-m10flznyc-10-480	Y	1	
17	4011010722	Bolt gb5783-m10*25flznyc-8.8-480	Y	1	
18	25310002151	Power cord p35*500, battery positive terminal to emergency pump contactor positive terminal	N	1	
19	25310002632	Forming (stamping, etc.), power switch mounting bracket	N	1	
20	4015010280	Washer gb97.1-8flznyc-480	Y	14	
21	4013010291	Nut gb6170-m8flznyc-8-480	Y	4	
22	4011010743	Bolt gb5783-m8*25flznyc-8.8-480	Y	5	

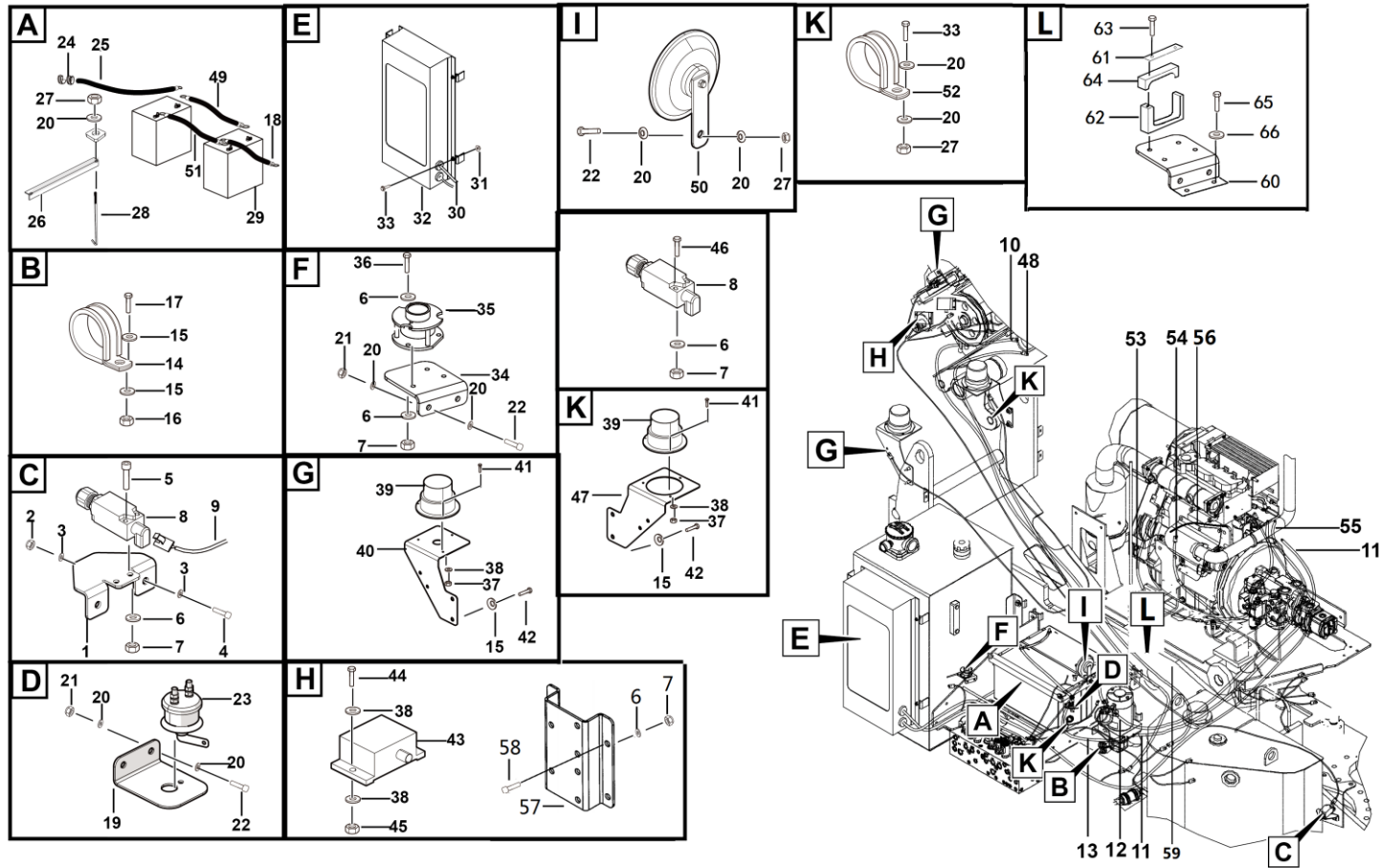
Box



M3000-2531000393.S2C

Key	Part No.	Description	Spare parts Y/N	Qty	Remarks
23	4130702113	Dc power switch 75920-10	Y	1	
24	4190703884	Cable sheath gr3219a	Y	1	
25	25310002092	Power cord p35*700, battery negative terminal to power switch	N	1	
26	25320001381	Weldment, locking angle steel,	Y	1	
27	4013010297	Nut gb889.1-m8flznyc-8-480	Y	6	
28	25320001321	Threaded rod, m8	Y	2	
29	4130000059	Battery 6-qw-120b	Y	2	
30	25310004722	Wire	N	1	
31	4013010383	Reed nut qc339-m8flznyc-8-480	Y	4	
32	25310017351	Turntable control box	Y	1	
33	4011000458	Bolt gb16674-m8*20epzn-8.8	Y	5	
34	25310002071	Forming (stamping, etc.), tilt sensor mounting bracket	Y	1	
35	4130701536	Tilt sensor wsa0889a	Y	1	
36	4014010386	Screw gb818-m5*20flznyc-4.8-480	Y	3	
37	4013010304	Nut gb6170-m4flznyc-8-480	Y	6	
38	4015010290	Washer gb97.1-4flznyc-480	Y	18	
39	4130000974	Alarm lamp	Y	2	
40	25310000911	Forming (stamping, etc.), right beacon mounting plate	Y	1	
41	4014010133	Screw gb818-m4*16flznyc-4.8-480	Y	6	
42	4011010993	Bolt gb16674-m10*20flznyc-8.8-480	Y	4	
43	4130701981	Angle sensor gim500r-1	Y	2	
44	4014010477	Screw gb818-m4*45flznyc-4.8-480	Y	6	

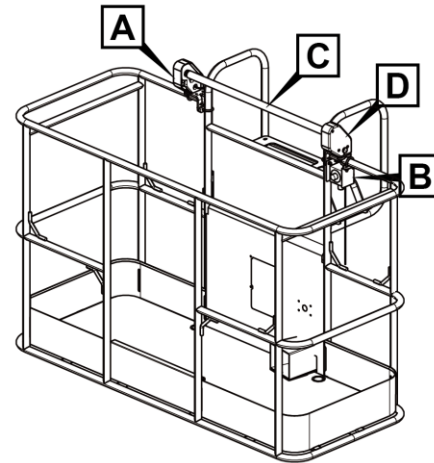
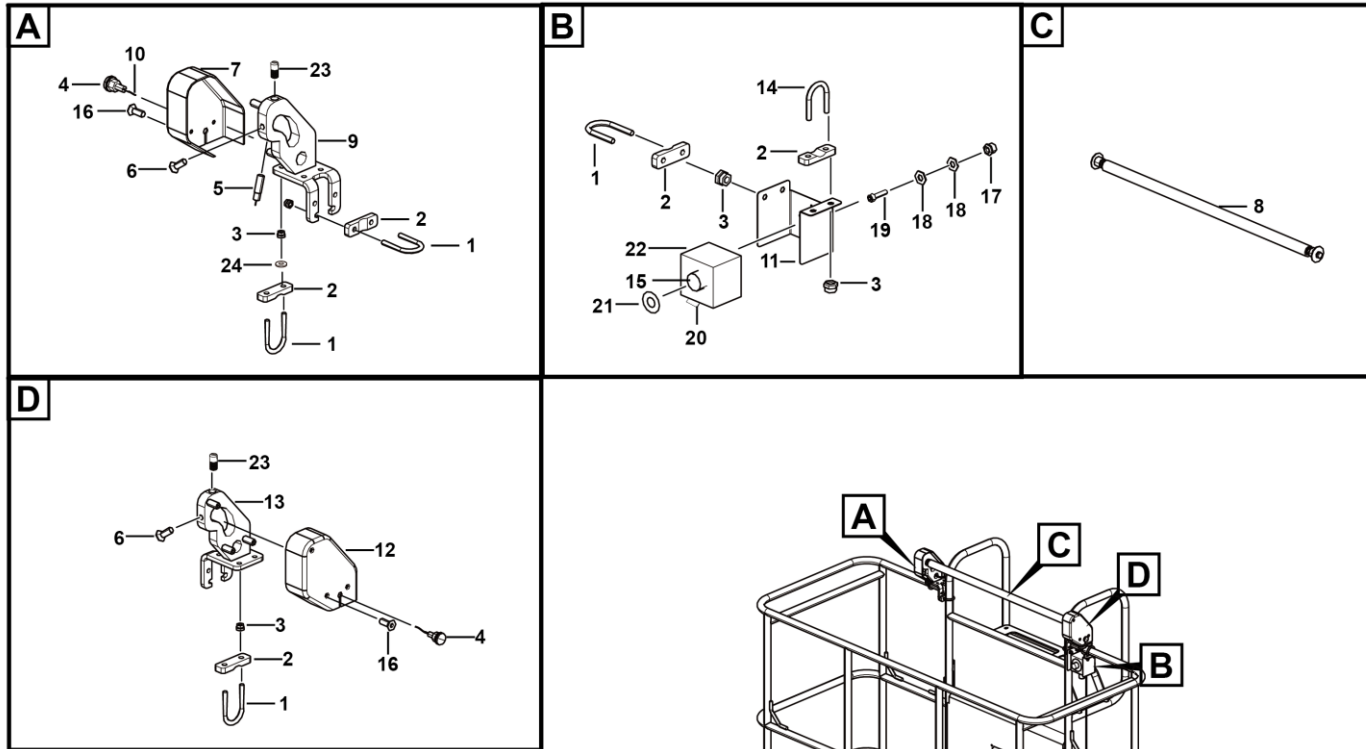
Box



M3000-2531000393.S2C

Key	Part No.	Description	Spare parts Y/N	Qty	Remarks
45	4013010360	Nut gb889.1-m4flznyc-8-480	Y	6	
46	4014010123	Screw gb70.1-m5*40flznyc-8.8-480	Y	2	
47	25310000901	Forming (stamping, etc.), left beacon mounting plate	Y	1	
48	25310003472	Platform control connecting wire, main harness to platform control unit	N	1	
49	25310000151	Power cord p35*170, battery negative terminal to battery negative terminal	Y	1	
50	4130001029	Horn dc12v	Y	1	
51	25310000161	Power cord p35*170, battery positive terminal to battery positive terminal	Y	1	
52	28129900131	Pipe clamp, 25*5*20	Y	3	
53	25310004731	Power cord p35*1000, preheater relay to alternator	Y	1	
54	25310004671	Preheater power cord, engine glow plug to preheater relay	Y	1	
55	25310003482	Power cord p25*1100, preheater relay to starter	N	1	
56	25310003461	Fuel pressure sensor harness, engine harness to fuel pressure sensor	Y	1	
57	25310004741	Forming (stamping, etc.), angle sensor mounting plate	Y	1	
58	4014010433	Screw	Y	4	
59	25310004611	Gps connecting wire, main harness to gps	Y	1	
60	25230010851	Forming (stamping, etc.), ecu connector mounting plate	Y	1	
61	25230010411	Packing plate, pipe clamp pressure plate	Y	1	
62	25230010421	Pipe clamp ii, harness connector	Y	1	
63	4011010951	Bolt gb5782-m8*120flznyc-8.8	Y	2	
64	25230010521	Pipe clamp i, harness connector	Y	1	
65	4011010879	Bolt gb5783-m10*30flznyc-10.9-480	Y	2	
66	4015010278	Washer gb96.1-10flznyc-480	Y	2	

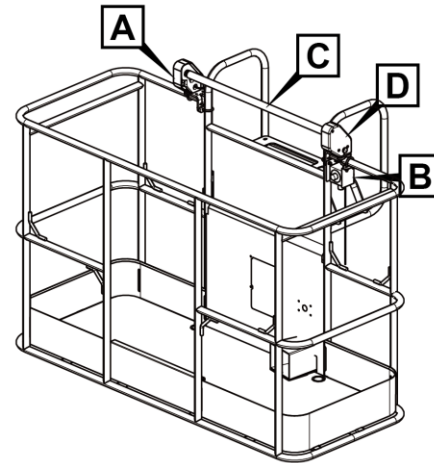
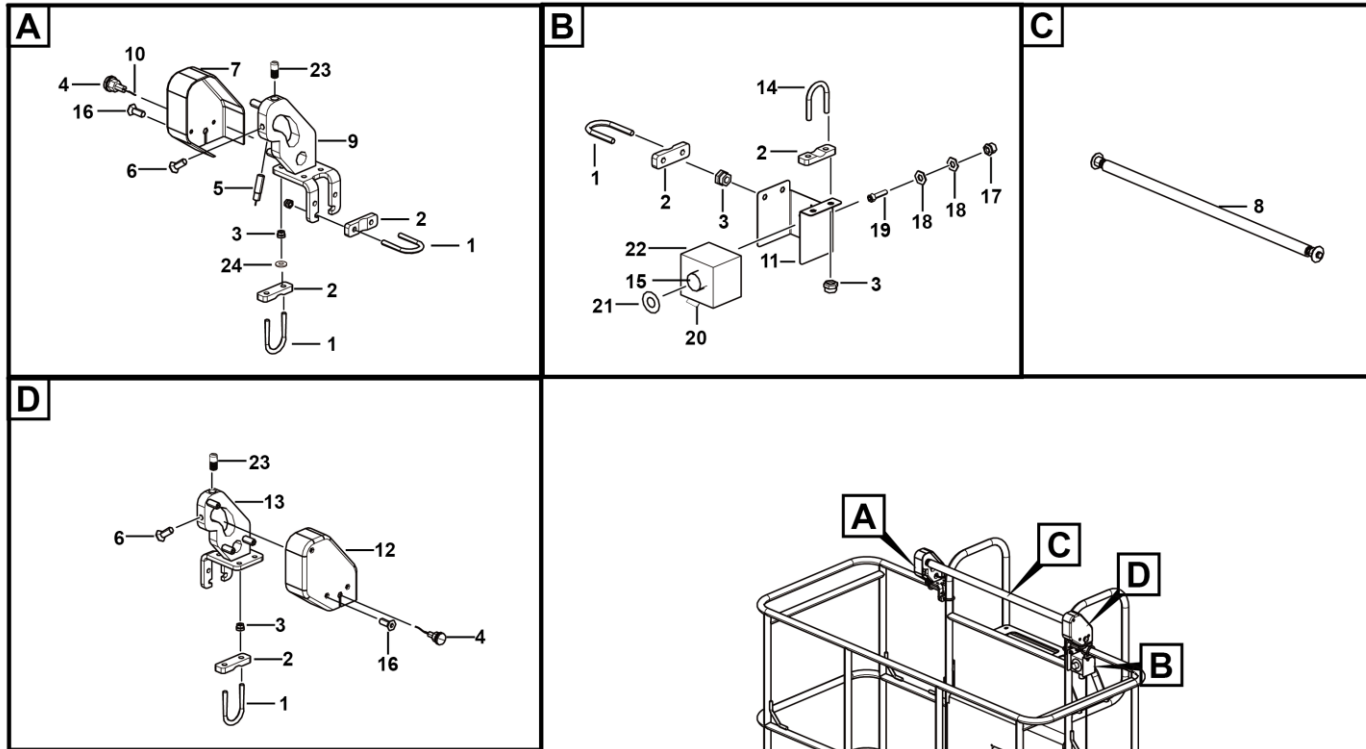
Liftguard



M3200-2521005068.S

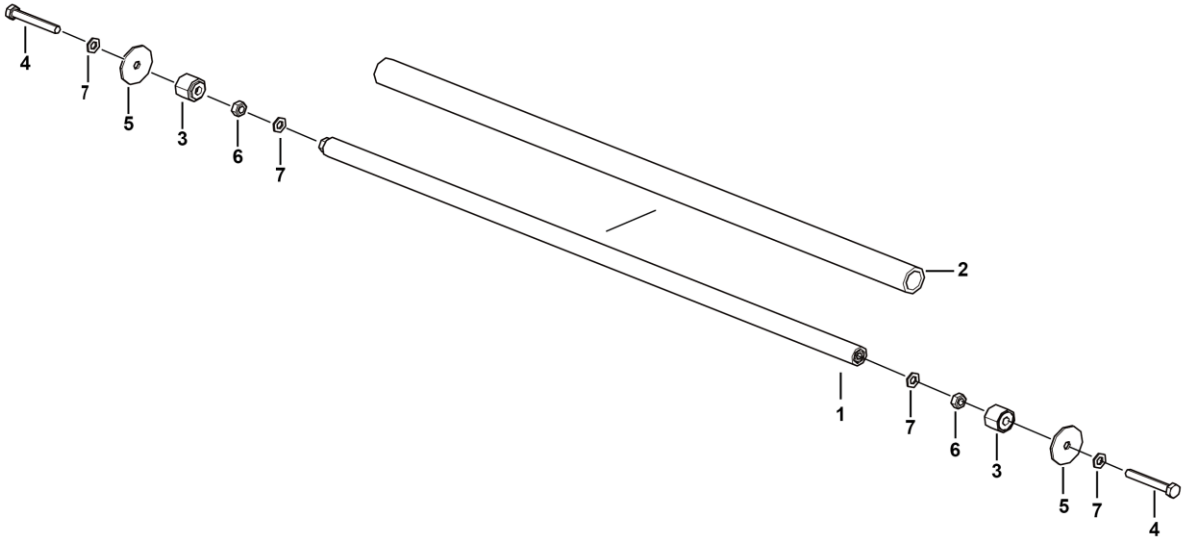
Key	Part No.	Description	Spare parts Y/N	Qty	Remarks
1	25210037261	U-bolt m8	Y	4	
2	25210042501	Cushion block, for fixing housing	Y	5	
3	4013010297	Nut gb889.1-m8flznyc-8-480	Y	10	
4	4130702398	Led strobe (blue)	Y	2	
5	4130702389	Proximity switch xs112blpbl-1	Y	2	
6	4014000313	Bolt	Y	2	
7	25210037233	Welding, left housing, anti-crushing system	Y	1	
8	25210042461	Safety bar assembly	N	1	
9	25210042423	Welding, left support, safety protection	Y	1	
10	25330007573	Platform anti-crushing harness, for connecting platform electrical component	N	1	
11	25330005051	Forming (stamping, etc.), reset switch mounting plate	Y	1	
12	25210037243	Welding, anti-crushing system right housing	Y	1	
13	25210042433	Weldment, right housing, safety protection right support	Y	1	
14	25330005041	U-bolt, 33	N	1	
15	4130702119	Reset switch xb2ba42c	Y	1	
16	4014010452	Screwgb/t70.3-m6*16flznyc-8.8-480	Y	6	
17	4013010360	Nut gb889.1-m4flznyc-8-480	Y	2	
18	4015010381	Washer gb97.1-4flznyc-300hv-480	Y	4	
19	4014010422	Screw gb70.1-m4*16flznyc-8.8-480	Y	2	
20	4019010208	Waterproof fitting pg13.5	Y	1	
21	25340018012	Reset switch decal	Y	1	
22	4130702120	Switch button box xalb01yc	Y	1	

Liftguard

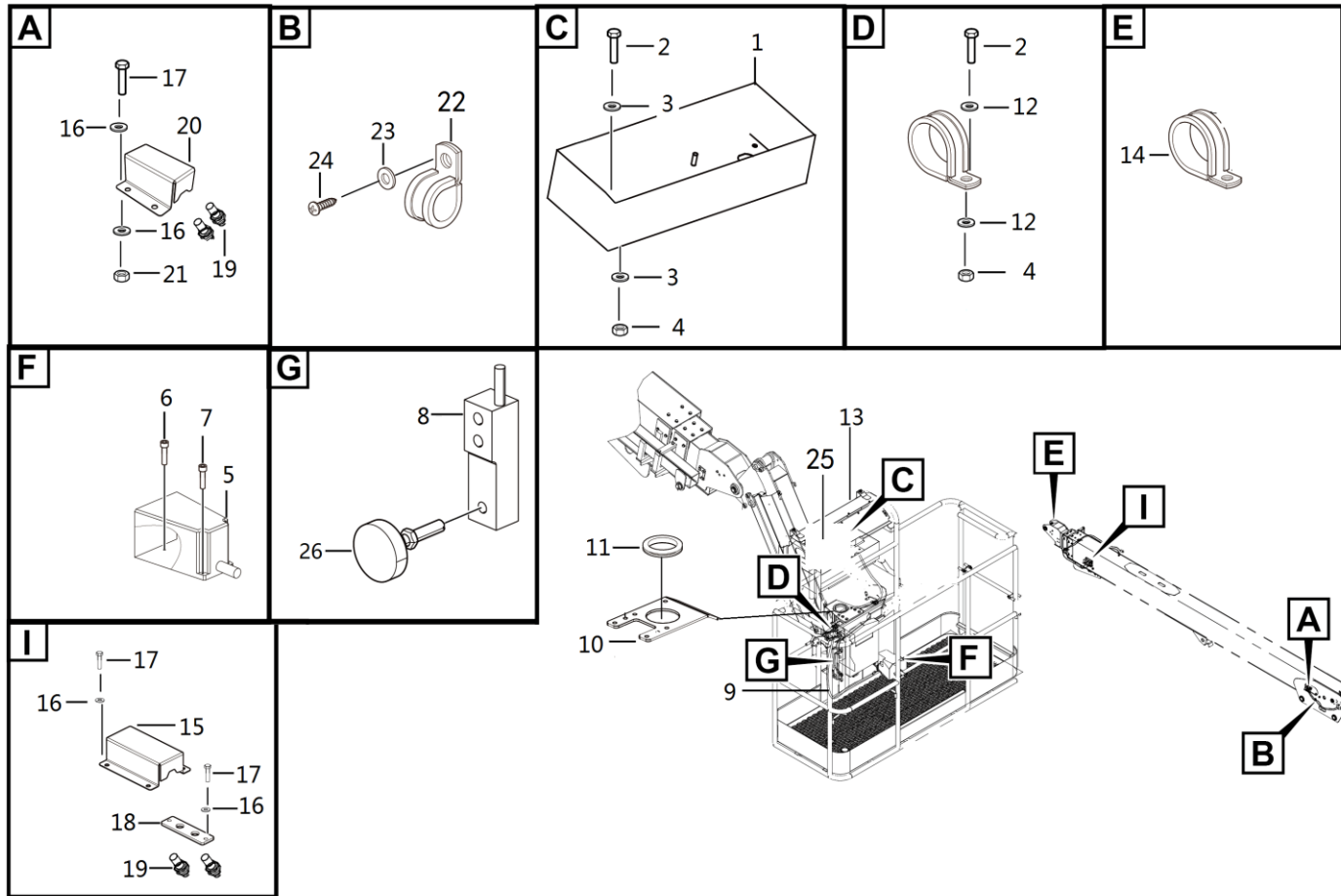


M3200-2521005068.S

Anti-crushing rod assembly



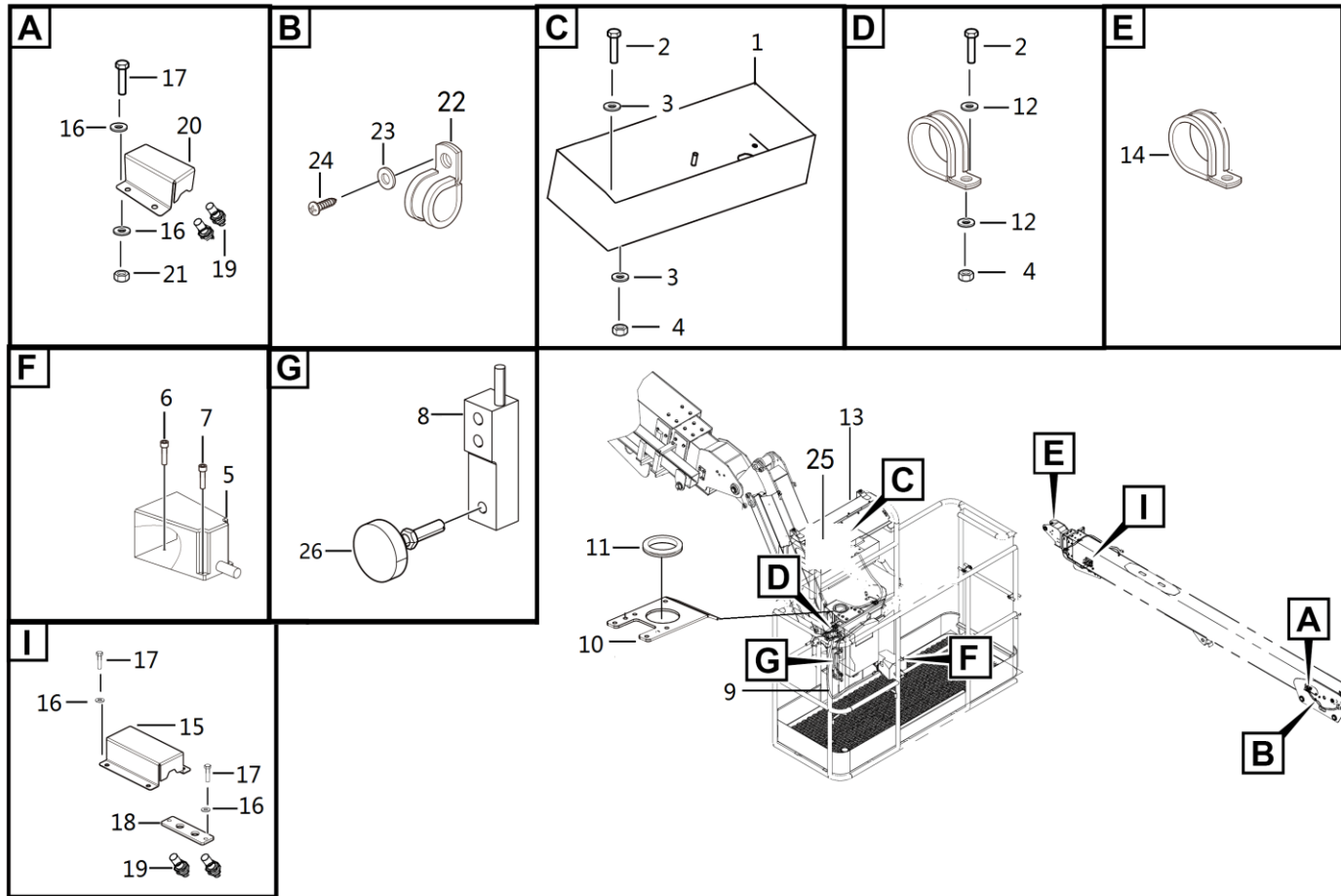
Electricity assembly system



M3200-2533000370.S3E

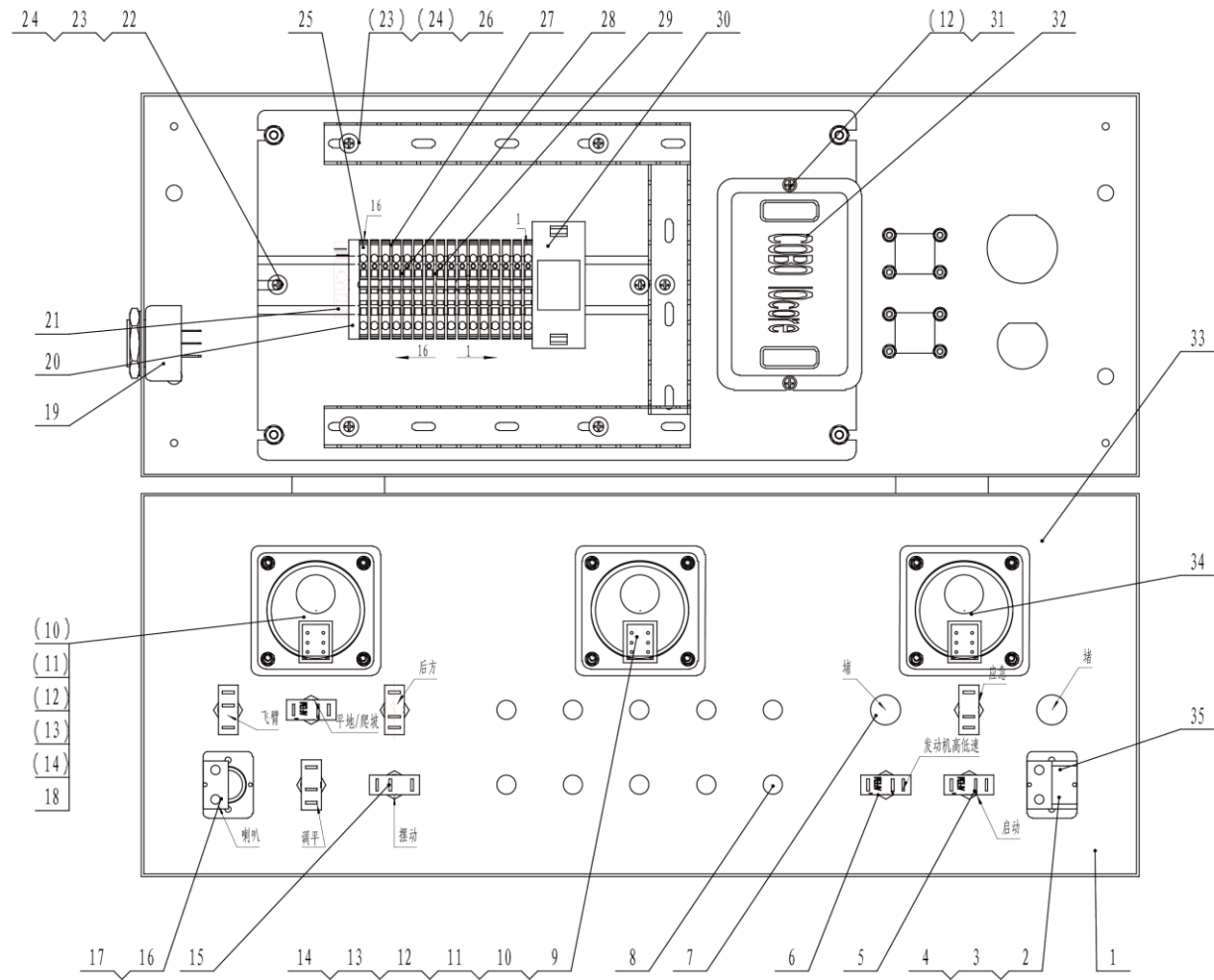
Key	Part No.	Description	Spare parts Y/N	Qty	Remarks
1	25310013061	Box assembly	N	1	
2	4011010722	Bolt gb5783-m10*25flznyc-8.8-480	Y	5	
3	4015000197	Washer gb96.1-10epzn-300hv	Y	8	
4	4013010289	Nut gb6170-m10flznyc-8-480	Y	5	
5	4130702146	Foot switch hrf-hd3nx-lg	Y	1	
6	4014010131	Screw gb70.1-m5*16flznyc-8.8-480	Y	1	
7	4014010122	Screw gb70.1-m5*20flznyc-8.8-480	Y	2	
8	4130702468	Load cell ps-3410 dc	Y	1	
9	25310004752	Wire	N	1	
10	25210023892	Forming (stamping, etc.), cable transit	N	1	
11	25160000621	Rubber gromet,88*5	Y	1	
12	4015010279	Washer gb97.1-10flznyc-480	Y	3	
13	25210050681	Safety protection assembly	Y	1	
14	26370001211	Pipe clamp, for fixing 2nd boom section harness	Y	2	
15	25330003221	Welding, boom extension proximity switch protection box	Y	1	
16	4015010280	Washer gb97.1-8flznyc-480	Y	10	
17	4011010970	Bolt gb5783-m8*16flznyc-8.8-480	Y	8	
18	25220019182	Welding, proximity switch mounting bracket	Y	1	
19	4130702457	Inductive proximity switch xs1n18pc410r	Y	4	
20	25330003211	Welding, boom retraction proximity switch protection box	Y	1	
21	4013010291	Nut gb6170-m8flznyc-8-480	Y	2	
22	4190703881	Wire clip n-8b-bk	Y	1	

Electricity assembly system



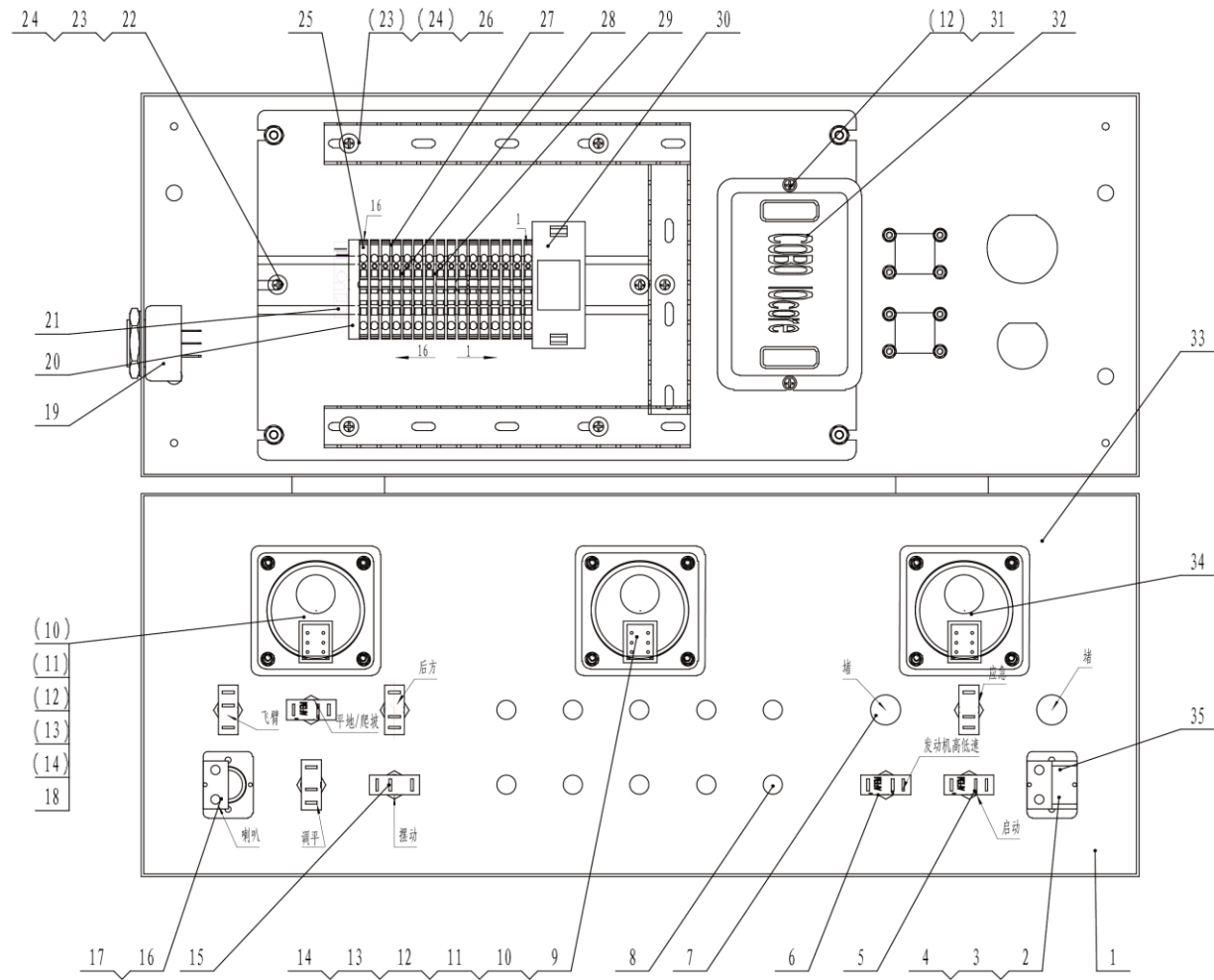
M3200-2533000370.S3E

Platform control system assembly



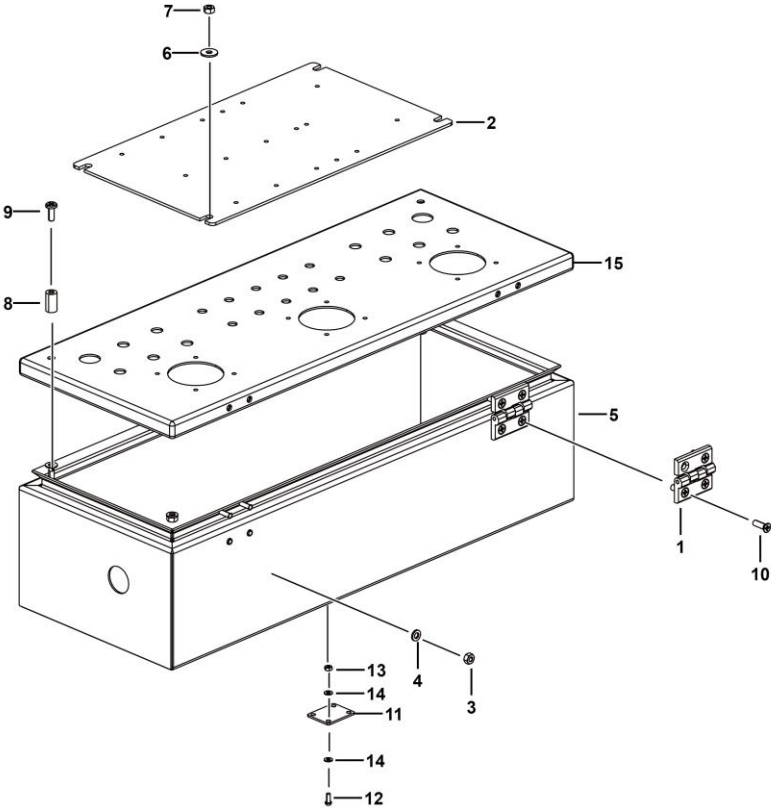
Key	Part No.	Description	Spare parts Y/N	Qty	Remarks
1	25310014821	Platform control unit assembly (t65j/t22j kubota)	N	1	
2	4130702070	Emergency stop switch zb2bs54c+zb2b104c	Y	1	
3	4130703633	Contact module zb2be102c	Y	1	
4	4130703634	Contact module zb2bz102c	Y	1	
5	4130703628	Switch 635h-k-u282	Y	3	
6	4130703629	Switch 631h-k-u282	Y	2	
7	4130703652	Hole plug m12*1.5 (including plug nut gasket)	Y	2	
8	4130703637	Red indicator ad17-10/dc12vr	Y	10	
9	4130702528	Single-axis proportional handle without button js1000-ny-a-snnn-tk01	Y	1	
10	4014010121	Screw gb818-m4*20flznyc-4.8-480	Y	12	
11	4013010304	Nut gb6170-m4flznyc-8-480	Y	12	
12	4015010290	Washer gb97.1-4flznyc-480	Y	38	
13	4015000033	Washer gb93-4-65mn	Y	12	
14	25330009871	Rubber gasket	Y	3	
15	4130703627	Switch 637h-k-u282	Y	3	
16	4130703635	Green flat button zb2ba3c	Y	1	
17	4130703636	Contact module with base zb2bz101c	Y	1	
18	4130702530	Double-axis proportional handle js1000-xy-a-snnn-tk01	Y	1	
19	4130000797	Buzzer,cy-3631-24v	Y	1	
20	4130703770	Partition zap/tw 1	Y	1	
21	4130703605	Terminal fastener ew35	Y	2	
22	4130703615	Din rail ts3575-250mm	Y	1	

Platform control system assembly



Key	Part No.	Description	Spare parts Y/N	Qty	Remarks
23	4015010365	Washer gb96.1-4flznyc-300hv-480	Y	7	
24	4014010125	Screw gb818-m4*10flznyc-4.8-480	Y	7	
25	4130703618	Connecting terminal zdu2.5/2an	Y	16	
26	4130703617	Trunking 50*25*600	Y	1	
27	25310012721	120 ω resistor	Y	1	
28	4130703609	Short-circuit connector zqv 2.5/2	Y	3	
29	4130703610	Short-circuit connector zqv2.5/10	Y	1	
30	4130703604	Voltage regulator module urb2405ymd-6wr3a4s	Y	1	
31	4014010133	Screw gb818-m4*16flznyc-4.8-480	Y	2	
32	4130703602	Io-core	Y	1	
33	25310013131	T65j superstructure decal	Y	1	
34	4130702529	Single-axis proportional handle with buttons js1000-ny-a-snnn-tlsw	Y	1	
35	25310013101	T65j platform control unit harness assembly	Y	1	

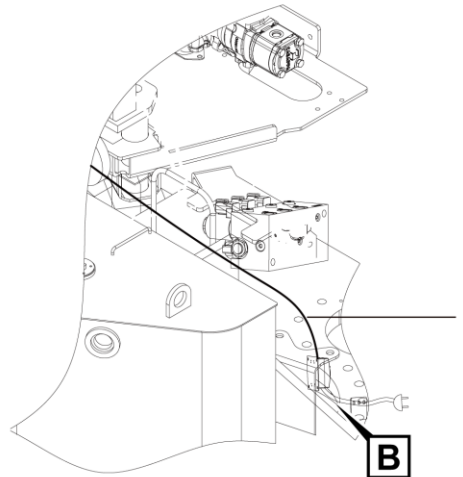
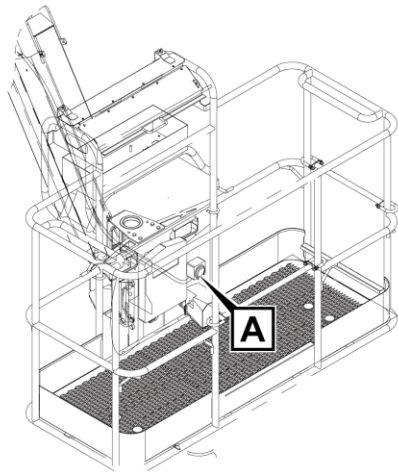
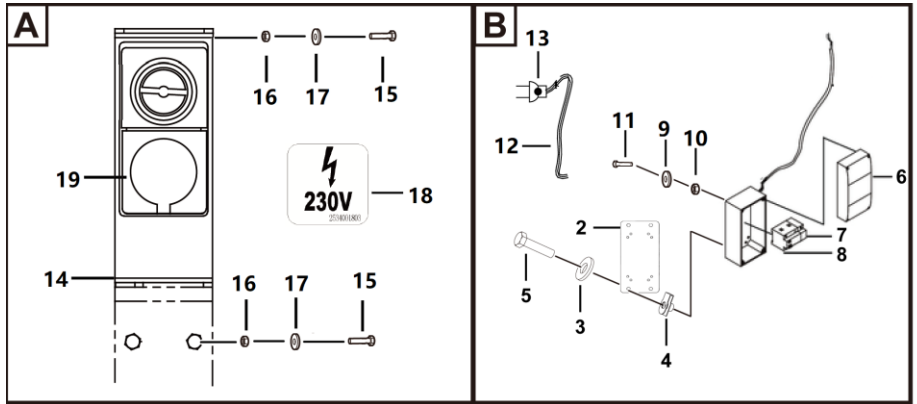
Assembly



M3100-2531001482.S2B

Key	Part No.	Description	Spare parts Y/N	Qty	Remarks
1	4190706832	Assemble	Y	2	
2	25310012781	Plate	Y	1	
3	4013000028	Nut gb6170-m6epzn-8	Y	2	
4	4015000207	Washer gb97.1-6epzn-300hv	Y	2	
5	25310014142	Plate	Y	1	
6	4015010296	Washer gb96.1-6flznyc-480	Y	16	
7	4013010293	Nut gb6170-m6flznyc-8-480	Y	4	
8	25310014151	Bushing	Y	2	
9	25310014661	Screw-m5*16furniture	Y	2	
10	4011011158	Screw gb819.1-m6*16flznyc-4.8	Y	8	
11	25310014431	Plate	Y	2	
12	4014010125	Screw gb818-m4*10flznyc-4.8-480	Y	8	
13	4013010304	Nut gb6170-m4flznyc-8-480	Y	8	
14	4015010290	Washer gb97.1-4flznyc-480	Y	16	
15	25310014401	Assemble	Y	1	

Platform power supply assembly



M3300-2533001261.S1A

Key	Part No.	Description	Spare parts Y/N	Qty	Remarks
1	25310017311	Wire	Y	1	
2	25230008971	Plate	Y	1	
3	4015010339	Washer gb97.1-10flznyc-300hv-480	Y	4	
4	4013010370	Reed nut qc339-m10flznyc-8-480	Y	4	
5	4011010722	Bolt gb5783-m10*25flznyc-8.8-480	Y	4	
6	4130701803	Fuse box 56cb1-4n	Y	1	
7	4130701802	Residual current operated protective accessory vigi ic65	Y	1	
8	4130701801	Circuit breaker ic65n	Y	1	
9	4015010345	Washer gb96.1-5flznyc-480	Y	8	
10	4013010305	Nut gb889.1-m5flznyc-8-480	Y	8	
11	4014010122	Screw gb70.1-m5*20flznyc-8.8-480	Y	8	
12	25330012391	Wire	Y	1	
13	4130701799	Plug 10754	Y	1	
14	25210064681	Plate	Y	1	
15	4011010731	Bolt gb5783-m6*25flznyc-8.8-480	Y	8	
16	4013010300	Nut gb889.1-m6flznyc-8-480	Y	8	
17	4015010284	Washer gb97.1-6flznyc-480	Y	16	
18	25340018031	Label - warning, power to platform	N	1	
19	4130702374	Device plug	Y	1	

