

# **SR1323D AERIAL WORK PLATFORM PARTS CATALOG**



**LINGONG GROUP JINAN HEAVY MACHINERY CO., LTD.**

### **Spare parts and services**

For the owner of the machines of LGMG, only the spare parts and services of LGMG can make your machine to better maintain the original features.

Only LGMG is able to provide you with the perfect match of pure quality spare parts for your machine and knowledge of professional maintenance staff. Only in this way it can ensure sustainable high productivity and longer service life.

### **SR1323D AERIAL WORK PLATFORM PARTS CATALOG**

2014-11 Version 1 Printed 1

LINGONG GROUP JINAN HEAVY MACHINERY CO., LTD.

Add: Zhongrun Century Square, No. 13777, Jingshi Road, Lixia, Jinan, Shandong, P.R. China

Tel: 86-0531-81663345

Fax: 86-0531-81666853

Web: [WWW.LGMG.COM.CN](http://WWW.LGMG.COM.CN)

# FOREWORD

This parts catalog of SR1323D aerial work platform is made for the convenience of users to use, repair and maintain the machine, which can be referred in the process of using. It can also help the users to be familiar with the structure and assembly relation of the machine. Parts of the engine are showed in details in its structure handbook, which are no longer contained in the catalog.

The catalog identifies drawings and assembly relations of different parts according to the system. Components which can not be taken apart, such as welding parts or riveted assemblies, are marked only by their code without the list of their consisting parts. The list in the catalog is arranged in Chinese and English.

This catalog is based on the SR1323D standard product, which can be a reference for the other nonstandard products, for more information, please consult LGMG, the local dealer or LinGong website. With the advancement of technology, we will keep on improving the product, so some content in the catalog may be inconsistent with the future products, which will not notice the users. When ordering the spare parts, please be kindly inform us the manufacturing date and serial number of the machine.

THE COMPILER  
2013.6



## CONTENTS

<b>A. Diesel engine system</b>	<b>BoM Reference</b>	<b>Page</b>
Engine assembly	A0100-2501000998.S1A	12
Engine mount assembly	A0100-2501000969.S	14
Fule system	A0100-2501000972.S1E	16
Engine transmission system	A0100-2501000978.S1A	20
Engine platform assembly	A0100-2501000992.S1F	22
Tow assembly	A0100-2501000107.S1A	26
Welding plate	A0100-2501001739.S	28
Engine intake system	A0100-2501001002.S	30
Engine exhaust system	A0100-2501001009.S1B	32
Engine cooling system	A0100-2501001753.S	34
Fuel water separator assembly	A0100-4110702736	36
Flywheel coupling fl10 t48 l=42 sae16/32 z=15	A0100-4110001408	38
Tow	A0100-4110002011	40
Air cleaner 1109100w300	A0100-4110702815	42
Radiator assembly m9115095	A0100-4110702812	44
Radiator assembly	A0101-4110702812	46
Fuel tank assembly	A0200-2502000028.S1E	48
Rotational molding fuel tank assembly lg02-ryx-001	A0200-4110703110	50
Oil cooler system	A0300-2503000024.S1B1	52
Hydraulic oil radiator m9115052	A0300-4120704832	54

<b>B. Axle system</b>	<b>BoM Reference</b>	<b>Page</b>
Front axle assembly	B0400-2504000387.S1C1	58
Floatingfunction replace module	B0400-2511000073.S1C	62
Oscillate system	B0400-2511000055.S1A	64
Rear axle assembly	B0500-2505000016.S1C1	66
<b>D. Chassis system</b>	<b>BoM Reference</b>	<b>Page</b>
Chassis assembly	D0700-2516001687.S1C	70
Plate	D0800-2518001521.S1C	72
Box assembly	D0800-2518001513.S2B	74
Box	D0800-2518001512.S2C	78
Bracket	D1000-2514000001.S1B1-	80
<b>E. Brake system</b>	<b>BoM Reference</b>	<b>Page</b>
Service brake assembly	E1100-2506000098.S1A	86
<b>G. Scissor assy installation assembly</b>	<b>BoM Reference</b>	<b>Page</b>
Fork assembly	G1301-2520003510.S1C	90
Slider assembly	G1300-2520000317.S1A	94
Tie rod assembly	G1300-2520000318.S	96
Protective arm assembly	G1300-2520000320.S1B1	98
Guard plate assembly	G1300-2520000327.S	100

---

Pipe support plate assembly	G1300-2520000329.S	102
Pipe support plate assembly	G1300-2520000330.S	104
Guard plate assembly	G1300-2520000827.S	106
Fork assembly	G1300-2520003509.S2B	108
Outer arm	G2000-2520003481.S1A	110
Outer arm	G1300-2520000408.S	112
Inner arm	G2000-2520003485.S2A	114
Inner arm	G2000-2520003488.S1A	116
Outer arm	G2000-2520003502.S	118
Inner arm	G2000-2520003504.S	120
Outer arm	G2000-2520003506.S	122
Inner arm	G2000-2520003508.S	124

#### **I. Cover accessory**

	<b>BoM Reference</b>	<b>Page</b>
Covering accessory	I1700-2529001042.S	128

#### **K. Platform assembly**

	<b>BoM Reference</b>	<b>Page</b>
Platform assembly	K2100-2521005027.S	132
Rear extension platform assembly	K2101-2521002538.S1B1	134
Front extension platform assembly	K2102-2521002544.S1B1	140
Main platform	K2100-2521005026.S	146

<b>L. Hydraulic system</b>	<b>BoM Reference</b>	<b>Page</b>
Floating control valve st4312-ab00	L2600-4120001572	154
Floating cylinder045012b300	L2600-4120001578	156
Hydraulic tank assembly	L2200-2510000335.S	158
Tank distribution assembly	L2200-2510000334.S	160
Air filter assembly	L2201-4120001427	162
Drive hydraulic assembly	L2300-2507000593.S1C1	164
Traveling hydraulic system layout diagram assembly	L2300-2507000596.S1B1	168
Front motor pipe assembly	L2300-2507000597.S1D	174
Drive motor	L2300-4120001570	178
Seal kit	L2300-4120001570045	182
Driver pump	L2300-4120001425	184
High-pressure filter kglb-0080005I	L2300-4120001428	192
Pipeline filter kgl-0100005I	L2300-4120704833	194
Lift control valve st5195-ab00	L2400-4120704890	196
Steer cylinder 50*25*301*540	L2300-4120706355	198
Seal kit	L2300-4120703167001	200
Sealing ring kit	L2300-4120002006007	202
Travel control valvest5196-ab00	L2300-4120704891	204
Steering hydraulic assembly	L2300-2539000015.S1A	206
Lift hydraulic assembly	L2400-2508000485.S1C1	208
Lower lift cylinder control valve st5199-ab00	L2400-4120704894	210

---

Lower lift cylinder	L2400-4120703566	212
Lower lift cylinder seal kit 24a301320s	L2400-4120703566001	214
Outrigger hydraulic assy	L2800-2513000070.S1B1	216
Outrigger cylinder	L2800-4120702862	220
Seal kit for outrigger cylinder	L2800-4120702862020	222
Outrigger cylinder control valve st4652-ab0a	L2800-4120704687	224

<b>M. Electric system</b>	<b>BoM Reference</b>	<b>Page</b>
Electrical assembly	M3000-2530001485.S1B	228
Body harness assembly	M2900-2530000801.S1C	230
Lower control panel assembly	M2900-4130702035	232
Platform control unit assembly	M2901-4130702377	234
Chassis electrical assembly	M3100-2532001326.S1D	236
Electric assembly	M3300-2533001180.S1A	240

<b>O. Gps system</b>	<b>BoM Reference</b>	<b>Page</b>
Gps	O3600-2536000182	244

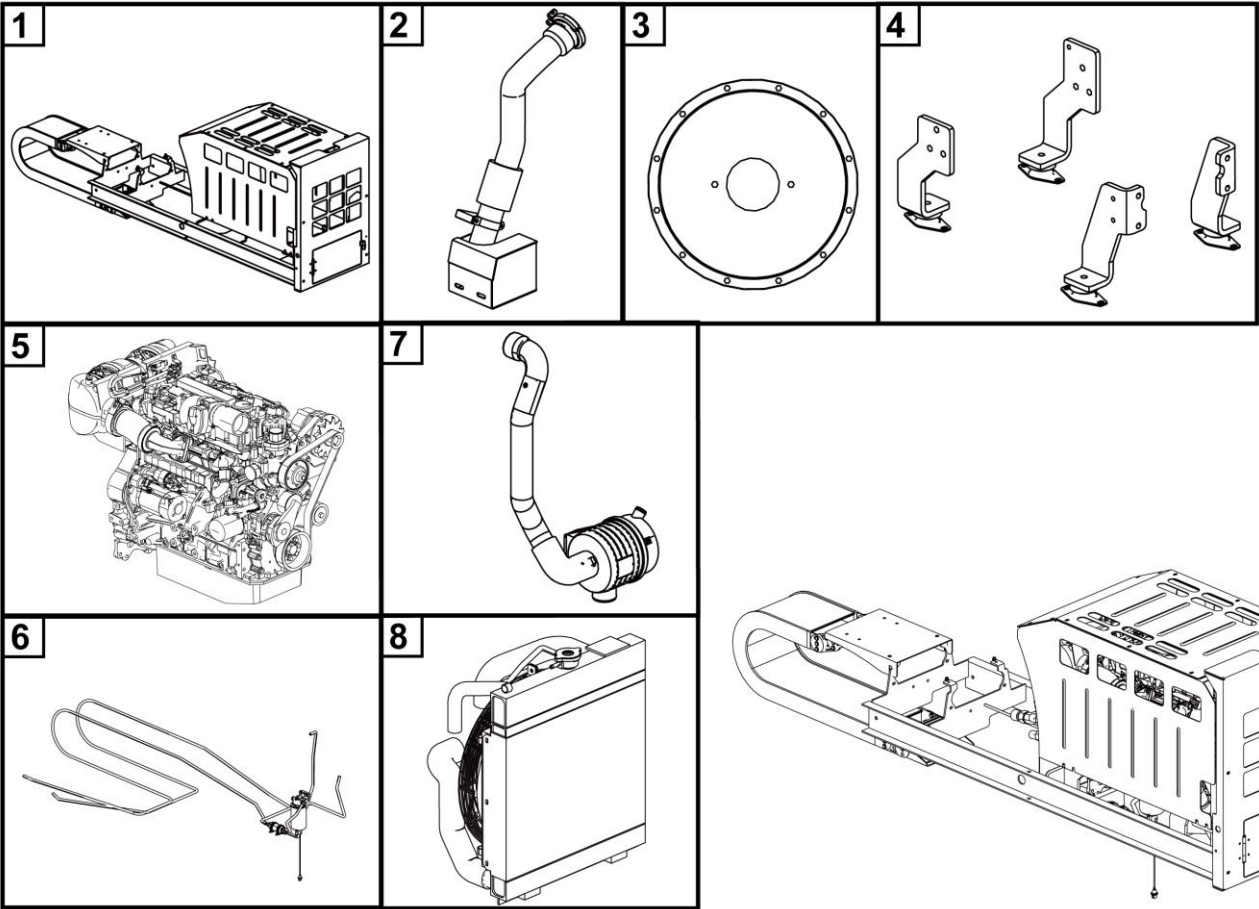


# **A DIESEL ENGINE SYSTEM**



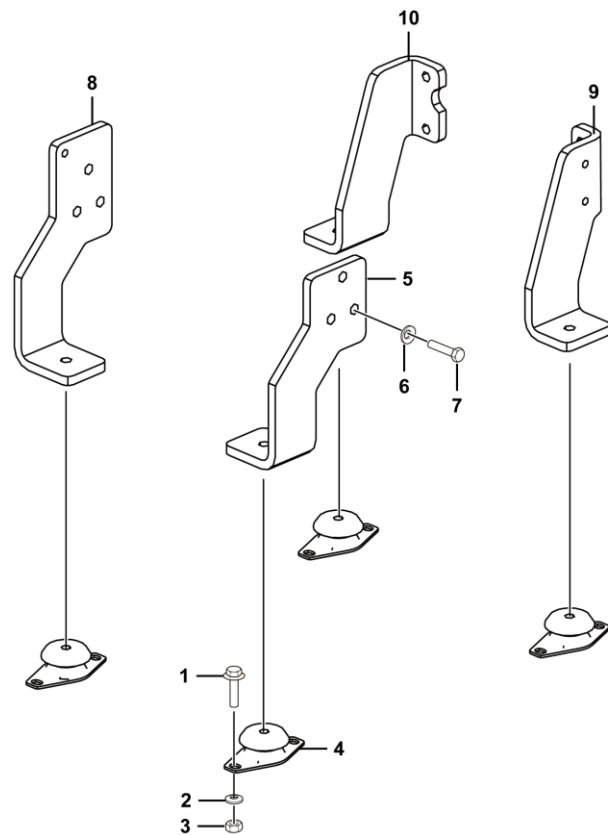
**LINGONG GROUP JINAN HEAVY MACHINERY CO., LTD.**

Engine assembly



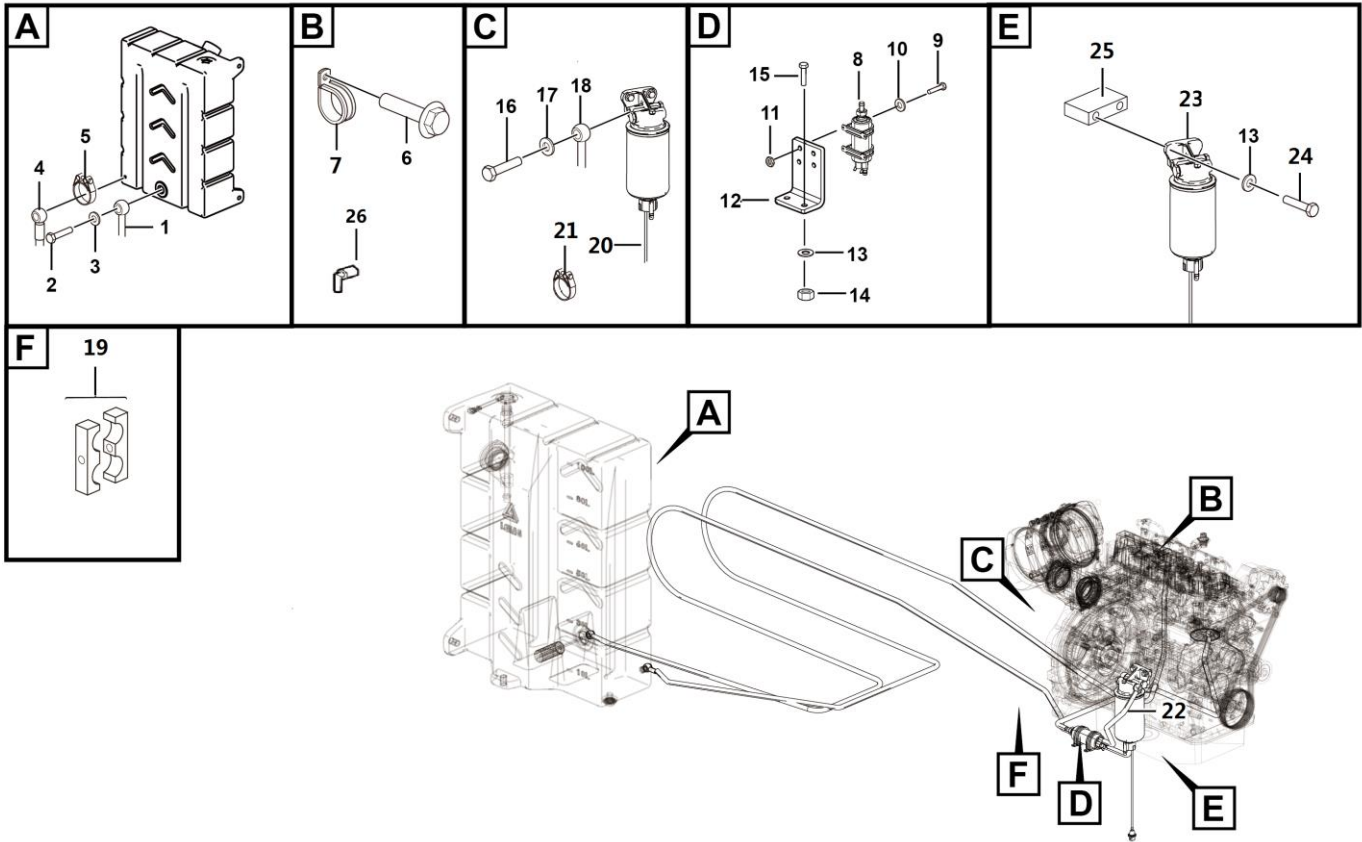
Key	Part No.	Description	Spare parts Y/N	Qty	Remarks
1	25010009921	Engine platform assembly	N	1	
2	25010010091	Engine exhaust system	N	1	
3	25010009781	Engine transmission system	N	1	
4	25010009691	Engine mount assembly	N	1	
5	4110702801	Engine assembly	Y	1	
6	25010009721	Engine fuel supply system	Y	1	
7	25010010021	Engine intake system	N	1	
8	25010017531	Engine cooling system	N	1	

## Engine mount assembly



Key	Part No.	Description	Spare parts Y/N	Qty	Remarks
1	4011000475	Bolt gb16674-m10*30epzn-8.8	Y	8	
2	4015000162	Washer gb97.1-10epzn-300hv	Y	8	
3	4013000189	Nut gb889.1-m10epzn-8	Y	8	
4	4110001979	Vibration isolator 10-00184	Y	4	
5	25010009602	Weldment, left front engine outrigger	Y	1	
6	4015000168	Washer gb97.1-12epzn-300hv	Y	14	
7	4011000596	Bolt gb5783-m12*35epzn-10.9	Y	14	
8	25010009612	Weldment, right front engine outrigger	Y	1	
9	25010009622	Weldment, left real engine outrigger	Y	1	
10	25010009632	Weldment, right real engine outrigger	Y	1	

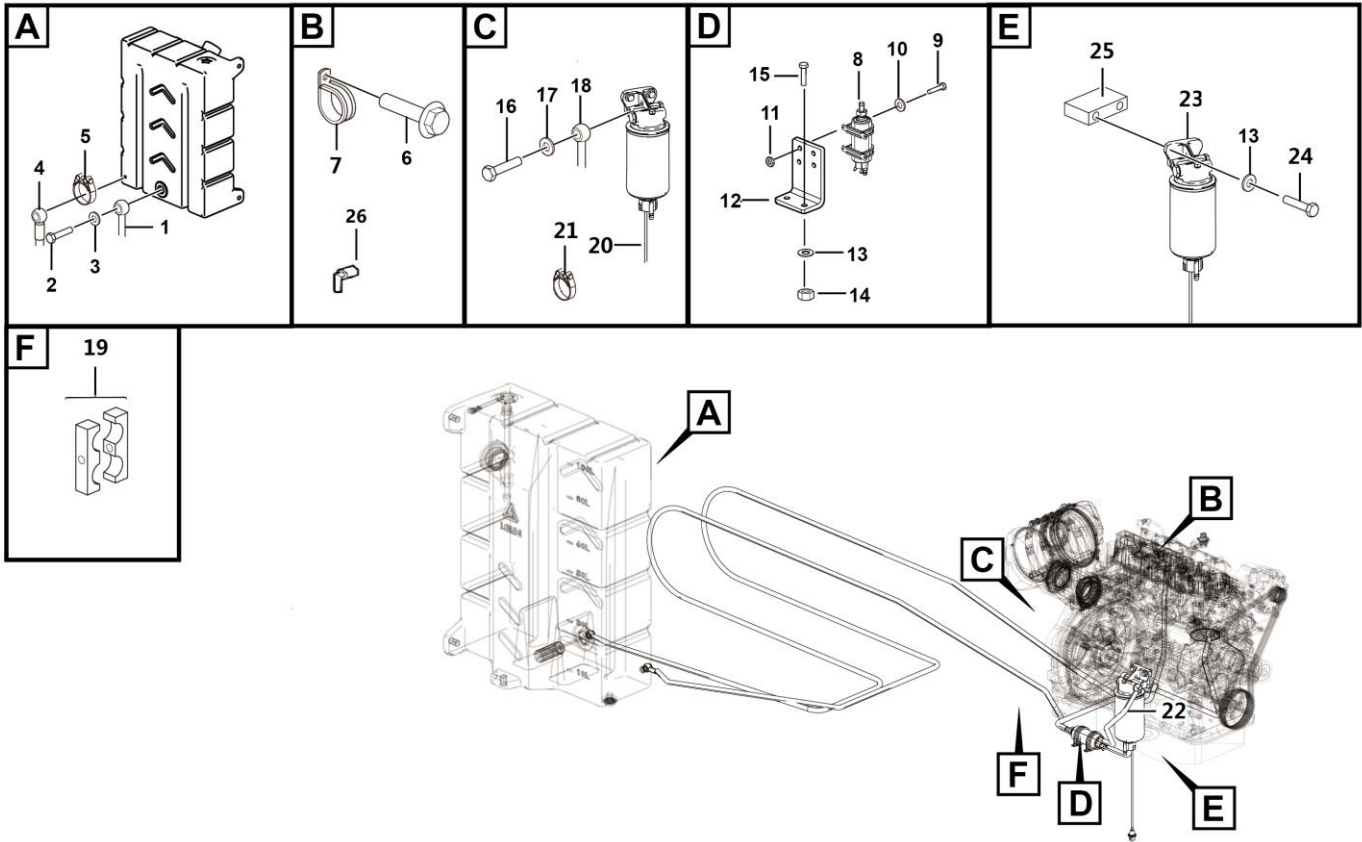
Fule system



A0100-2501000972.S1E

Key	Part No.	Description	Spare parts Y/N	Qty	Remarks
1	4049010156	Tube lzb103-c12*5000	Y	1	
2	4011000344	Bolt jb999-m14*1.5*32epzn-35	Y	2	
3	4015000121	Washer jb982-14	Y	4	
4	4049010202	Tube lzb103-d9*4900	Y	1	
5	4017000010	Hose clamp jb8870-d20	Y	3	
6	4011011088	Bolt gb16674-m10*16flznyc-8.8-480	Y	4	
7	4041002384	Clamp	Y	2	
8	4110702735	Fuel pump	Y	1	
9	4014010122	Screw gb70.1-m5*20flznyc-8.8-480	Y	4	
10	4015010345	Washer gb96.1-5flznyc-480	Y	4	
11	4013010305	Nut gb889.1-m5flznyc-8-480	Y	4	
12	25010017302	Forming (stamping, etc.), electronic pump bracket , for fixing electronic pump	Y	1	
13	4015010339	Washer gb97.1-10flznyc-300hv-480	Y	6	
14	4013010296	Nut gb889.1-m10flznyc-8	Y	2	
15	4011010727	Bolt gb5783-m10*35flznyc-8.8-480	Y	2	
16	4011010322	Bolt jb999-m16*1.5*30epzn-35	Y	3	
17	4015000141	Washer jb982-16	N	6	
18	4049010208	Tube lzb103-e9*1300	Y	1	
19	4041010653	Clamp	N	2	
20	25010017421	Drain pipe, water separator	Y	1	
21	4017000040	Hose clamp jb8870-d12	Y	1	
22	4049010188	Tube lzb103-e12*550-p	Y	1	

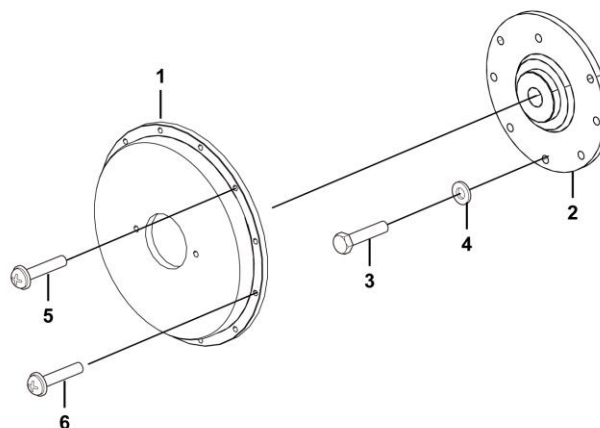
Fule system



A0100-2501000972.S1E

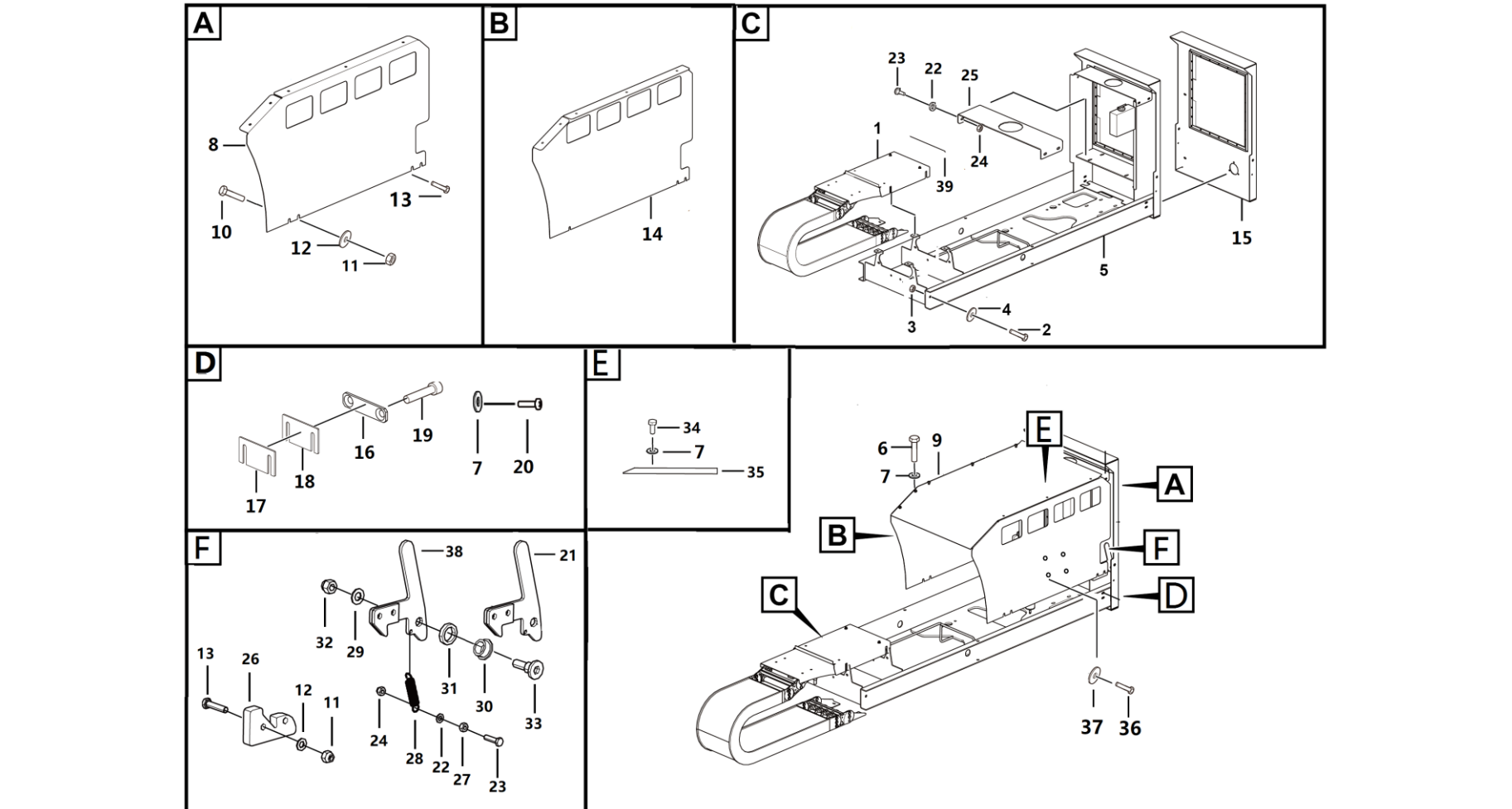
Key	Part No.	Description	Spare parts Y/N	Qty	Remarks
23	4110702736	Coolant separator	Y	1	
24	4011010729	Bolt gb5782-m10*65flznyc-8.8-480	Y	2	
25	25010009762	Primary filter mounting cushion, fixing filter	Y	1	
26	4110705157	Quick connector	Y	1	

## Engine transmission system

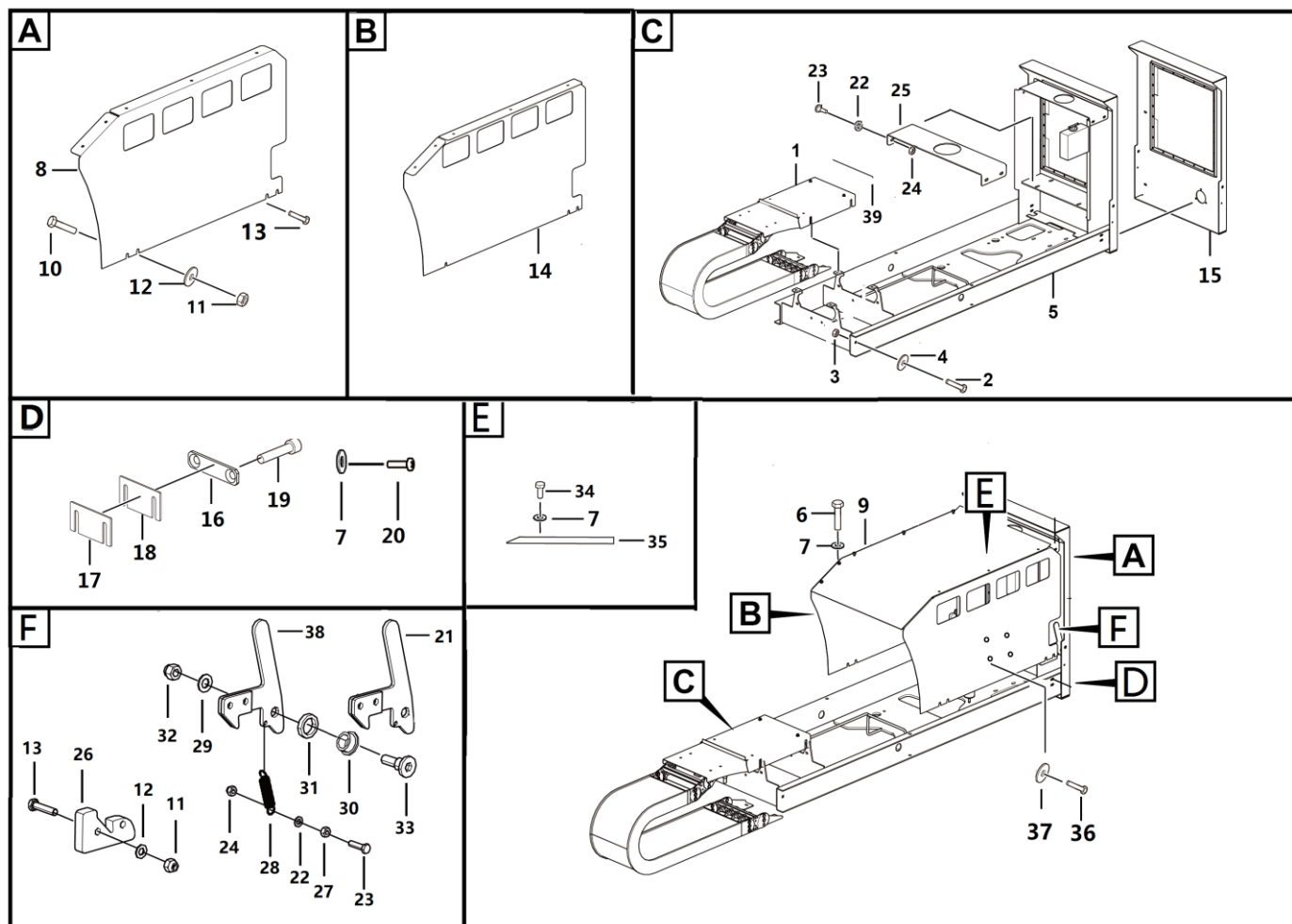


Key	Part No.	Description	Spare parts Y/N	Qty	Remarks
1	25010001002	Pump cover plate,pump-coupling	Y	1	
2	4110001408	Flywheel coupling fl10 t48 l=42 sae16/32 z=15	Y	1	
3	4011000763	Bolt gb5783-m10*30epzn-10.9	Y	8	
4	4015000162	Washer gb97.1-10epzn-300hv	Y	8	
5	4014000135	Screw gb70.1-m10*40epzn-8.8	Y	2	
6	4014000134	Screw gb70.1-m10*30epzn-8.8	Y	10	

Engine platform assembly

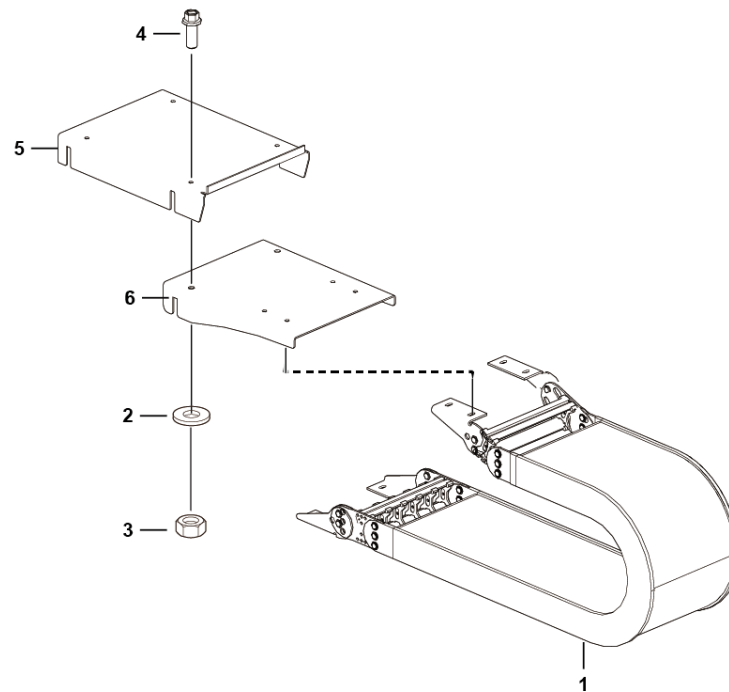


Key	Part No.	Description	Spare parts Y/N	Qty	Remarks
1	25010001071	Tow assembly	N	1	
2	25010000552	Bolt, 36*32*10.5*0.2	Y	2	
3	4013010301	Nut gb889.1-m12flznyc-8-480	Y	2	
4	4015010340	Washer gb97.1-12flznyc-300hv-480	Y	2	
5	25010025732	Engine platform welding	Y	1	
6	4011010711	Bolt gb5783-m8*20flznyc-8.8-480	Y	8	
7	4015010289	Washer gb96.1-8flznyc-480	Y	16	
8	25010025351	Plate welding	Y	1	
9	25010020851	Plate	Y	1	
10	4011010722	Bolt gb5783-m10*25flznyc-8.8-480	Y	4	
11	4013010296	Nut gb889.1-m10flznyc-8	Y	8	
12	4015010339	Washer gb97.1-10flznyc-300hv-480	Y	12	
13	4011011046	Bolt gb5783-m10*45flznyc-8.8-480	Y	4	
14	25010025331	Plate welding	Y	1	
15	25010017391	Welding plate	Y	1	
16	25010006753	Mounting plate ,fixing rear cover plate	Y	2	
17	25010006733	Shim, 93*27*5.5*1	Y	4	
18	25010006743	Shim, 93*27*5.5*2	Y	4	
19	4014010592	Screw gb70.3-m8*25flznyc-8.8-480	Y	4	
20	4011010743	Bolt gb5783-m8*25flznyc-8.8-480	Y	4	
21	25010000901	Left lock, engine platform left cover plate	Y	1	
22	4015010280	Washer gb97.1-8flznyc-480	Y	10	

**Engine platform assembly**

Key	Part No.	Description	Spare parts Y/N	Qty	Remarks
23	4011010708	Bolt gb5783-m8*30flznyc-8.8-480	Y	6	
24	4013010297	Nut gb889.1-m8flznyc-8-480	Y	6	
25	25010026412	Plate	Y	1	
26	25010001081	Clamping plate,fixing right cover	Y	2	
27	4013010291	Nut gb6170-m8flznyc-8-480	Y	2	
28	25010000411	Spring 2*14*72	Y	2	
29	4015010341	Washer gb97.1-14flznyc-300hv-480	Y	2	
30	25200003881	Shaft sleeve, 19.05*9.5	Y	2	
31	25010001101	Spacer bush, 36*26*7	Y	2	
32	4013010363	Nut gb889.1-m14flznyc-8-480	Y	2	
33	25010000973	Handle bolt, gb/t70.1-m14*15	Y	2	
34	4011010726	Bolt gb5783-m8*40flznyc-8.8-480	Y	4	
35	25010014872	Rubber seal	Y	2	
36	4011010748	Bolt gb5783-m10*20flznyc-8.8-480	Y	8	
37	4015010278	Washer gb96.1-10flznyc-480	Y	4	
38	25010000911	Right lock, engine platform right cover plate	N	1	
39	4190707218	Clip rubber bar	Y	1	

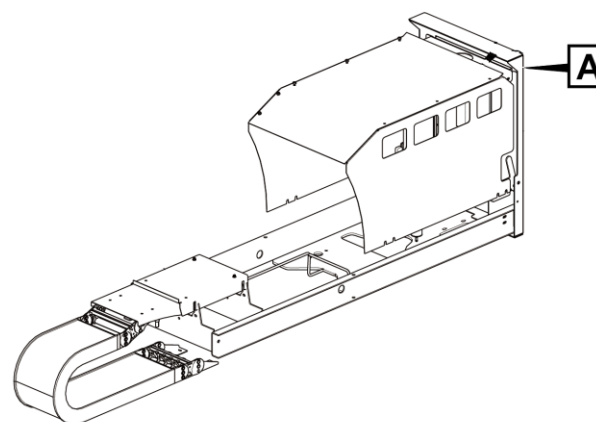
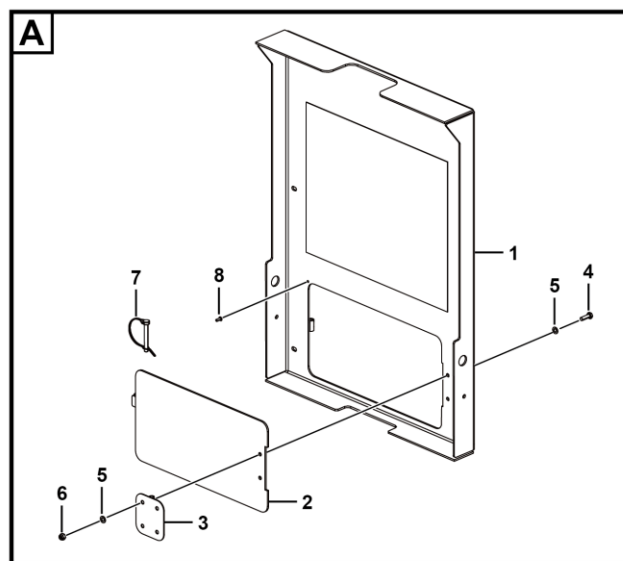
## Tow assembly



A0100-2501000107.S1a

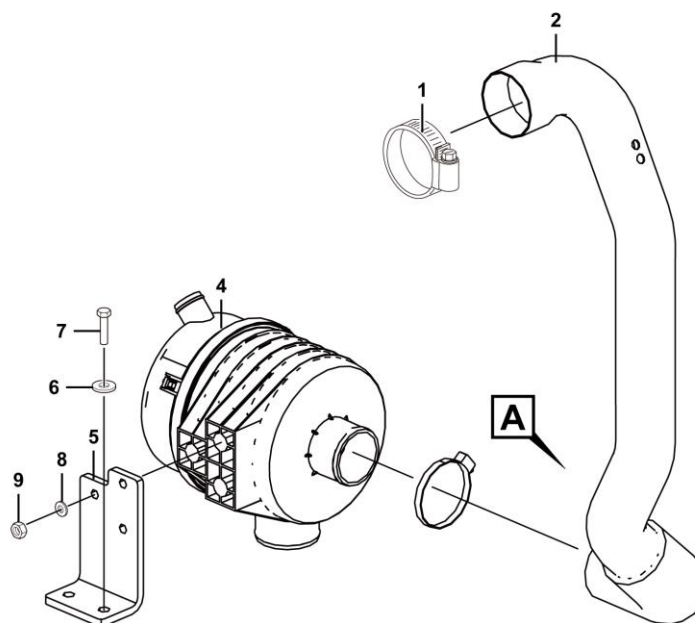
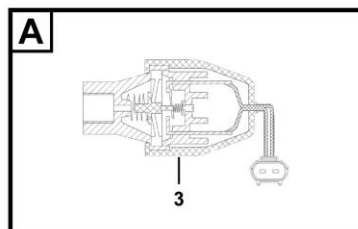
Key	Part No.	Description	Spare parts Y/N	Qty	Remarks
1	4110002011	Tow tcs17-dw-028 s0950.240-rm-140-st-1520 ts0/0/fai/mai	Y	1	
2	4015000072	Washer gb97.1-8epzn-300hv	Y	12	
3	4013000210	Nut gb889.1-m8epzn-8	Y	12	
4	4011000455	Bolt gb16674-m8*25epzn-8.8	Y	12	
5	25010001051	Forming (stamping, etc.),front guard plate,,for protecting drag chain	Y	1	
6	25010000471	Forming (stamping, etc.),middle guard plate,,for protecting drag chain	Y	1	

## Welding plate



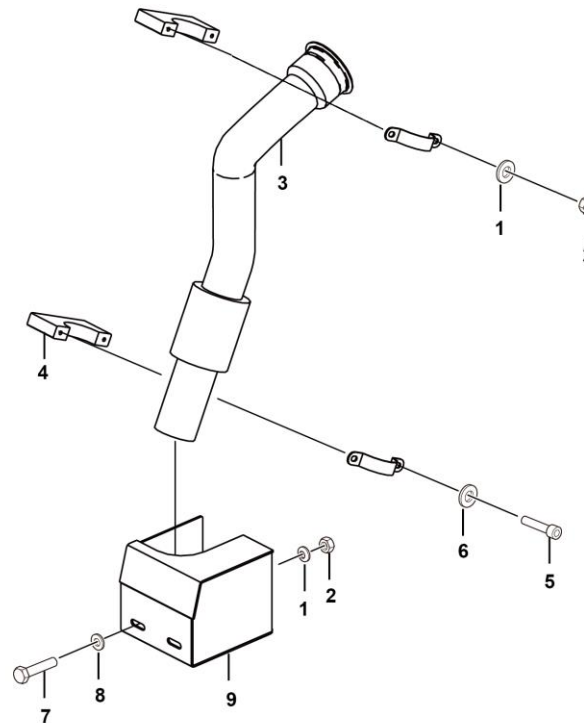
Key	Part No.	Description	Spare parts Y/N	Qty	Remarks
1	25010014863	Weldment, rear cover plate assembly, protecting engine platform	Y	1	
2	25010009911	Weldment, small door weldment, engine platform	Y	1	
3	4190001521	Hinge cl253-27	Y	1	
4	4011010743	Bolt gb5783-m8*25flznyc-8.8-480	Y	4	
5	4015010280	Washer gb97.1-8flznyc-480	Y	8	
6	4013010297	Nut gb889.1-m8flznyc-8-480	Y	4	
7	4190703890	D-pin 8*65 with 200mm chain and steel sheet	Y	1	
8	4019010185	Break mandrel blind rivet gb12619-5x13	Y	1	

## Engine intake system





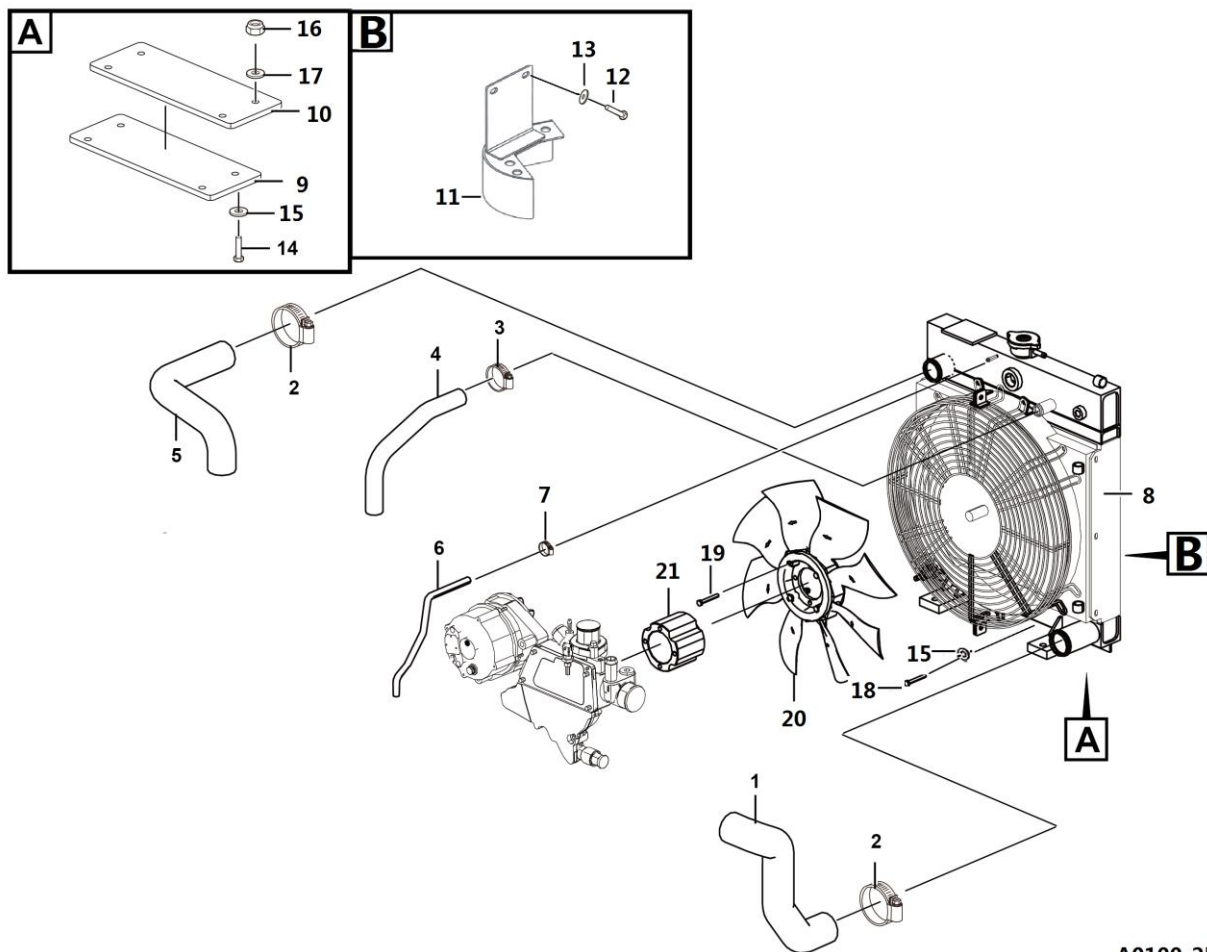
## Engine exhaust system



A0100-2501001009.S1b

Key	Part No.	Description	Spare parts Y/N	Qty	Remarks
1	4015010280	Washer gb97.1-8flznyc-480	Y	2	
2	4013010314	Nut gb6185-m8flznyc-8	Y	2	
3	25010020521	Exhaust pipe, muffler	Y	1	
4	25010010032	Clamp, exhaust pipe	Y	1	
5	4014010389	Screw gb70.1-m6*16flznyc-8.8	N	2	
6	4015010296	Washer gb96.1-6flznyc-480	Y	2	
7	4011010708	Bolt gb5783-m8*30flznyc-8.8-480	Y	2	
8	4015010289	Washer gb96.1-8flznyc-480	Y	2	
9	25010010082	Weldment, exhaust hood assembly	Y	1	

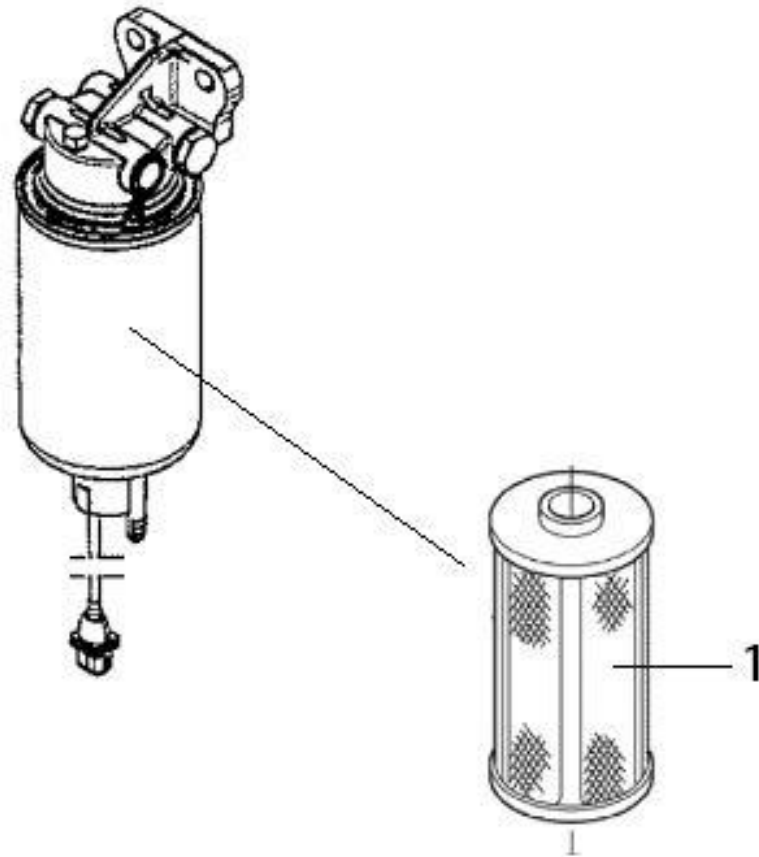
## Engine cooling system



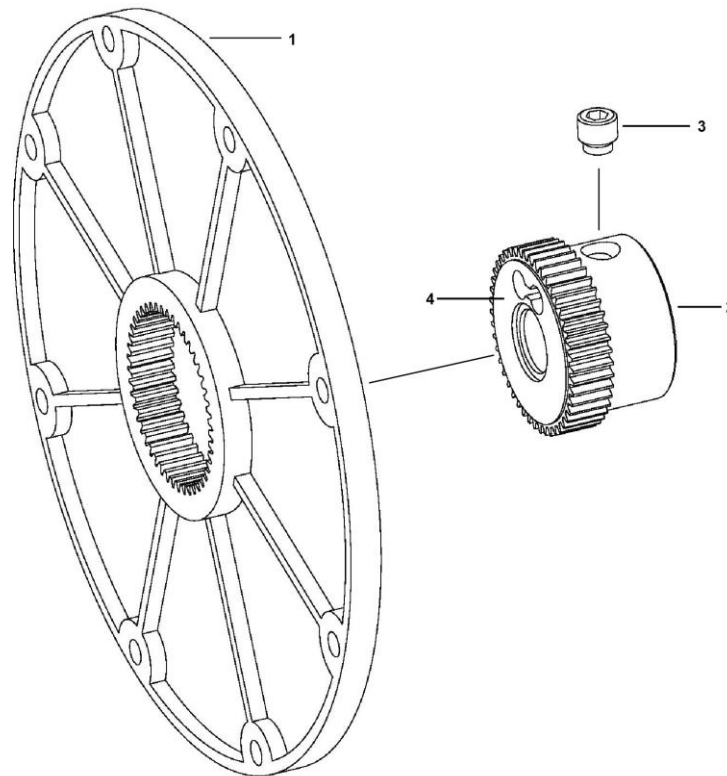
A0100-2501001753.S

Key	Part No.	Description	Spare parts Y/N	Qty	Remarks
1	25010017371	Engine coolant inlet hose,engine-radiator	Y	1	
2	4017000007	Hose clamp jb8870-d60	Y	4	
3	4017000011	Hose clamp jb8870-d32	Y	2	
4	25010009662	Engine water inlet pipe,engine -radiator	Y	1	
5	25010009651	Engine water outlet pipe,engine -radiator	Y	1	
6	25010009851	Ventilation pipe, engine	Y	1	
7	4017000040	Hose clamp jb8870-d12	Y	2	
8	4110702812	Radiator assembly m9115095	Y	1	
9	25010009042	Fixed plate, for fixing radiator	Y	1	
10	25010009031	Rubber sheet,support radiator	Y	1	
11	25010017402	Weldment, engine guard plate weldment	Y	1	
12	4011010970	Bolt gb5783-m8*16flznyc-8.8-480	Y	2	
13	4015010280	Washer gb97.1-8flznyc-480	Y	2	
14	4011010741	Bolt gb5782-m10*55flznyc-8.8-480	Y	2	
15	4015010278	Washer gb96.1-10flznyc-480	Y	4	
16	4013010296	Nut gb889.1-m10flznyc-8	Y	2	
17	4015010339	Washer gb97.1-10flznyc-300hv-480	Y	2	
18	4011010707	Bolt gb5783-m10*30flznyc-8.8-480	Y	2	
19	4014010094	Screw gb70.1-m8*100flznyc-12.9-480	Y	4	
20	4110702816	Fan n035083801h202	Y	1	
21	4110702818	Fan cushion block, for fixing fan	Y	1	

## Fuel water separator assembly

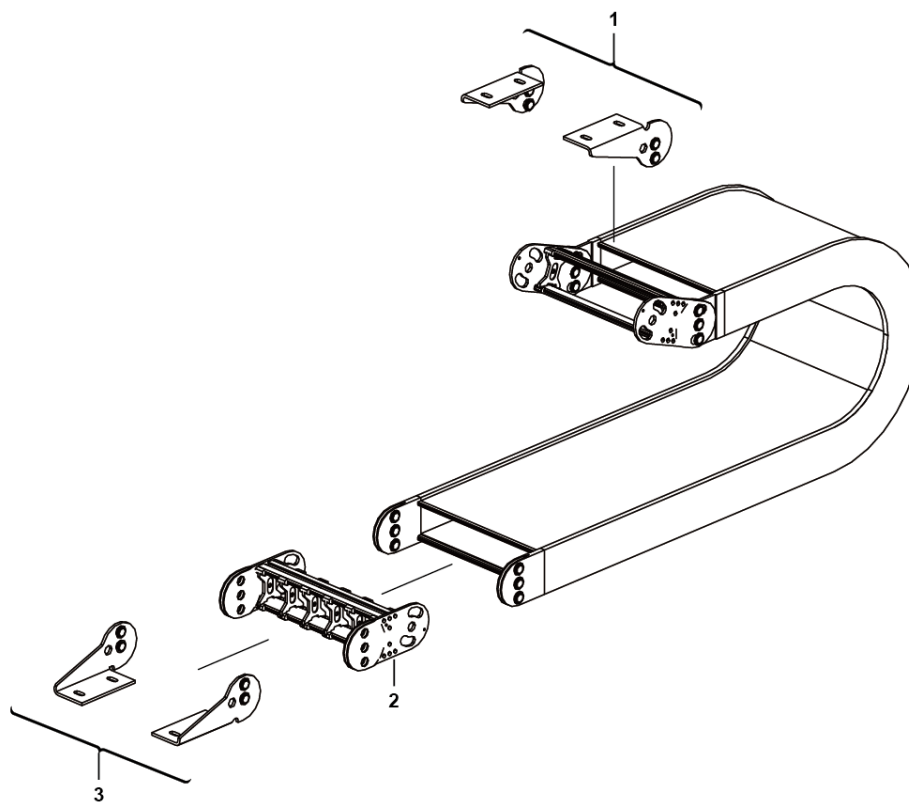




**Flywheel coupling fl10 t48 l=42 sae16/32 z=15**

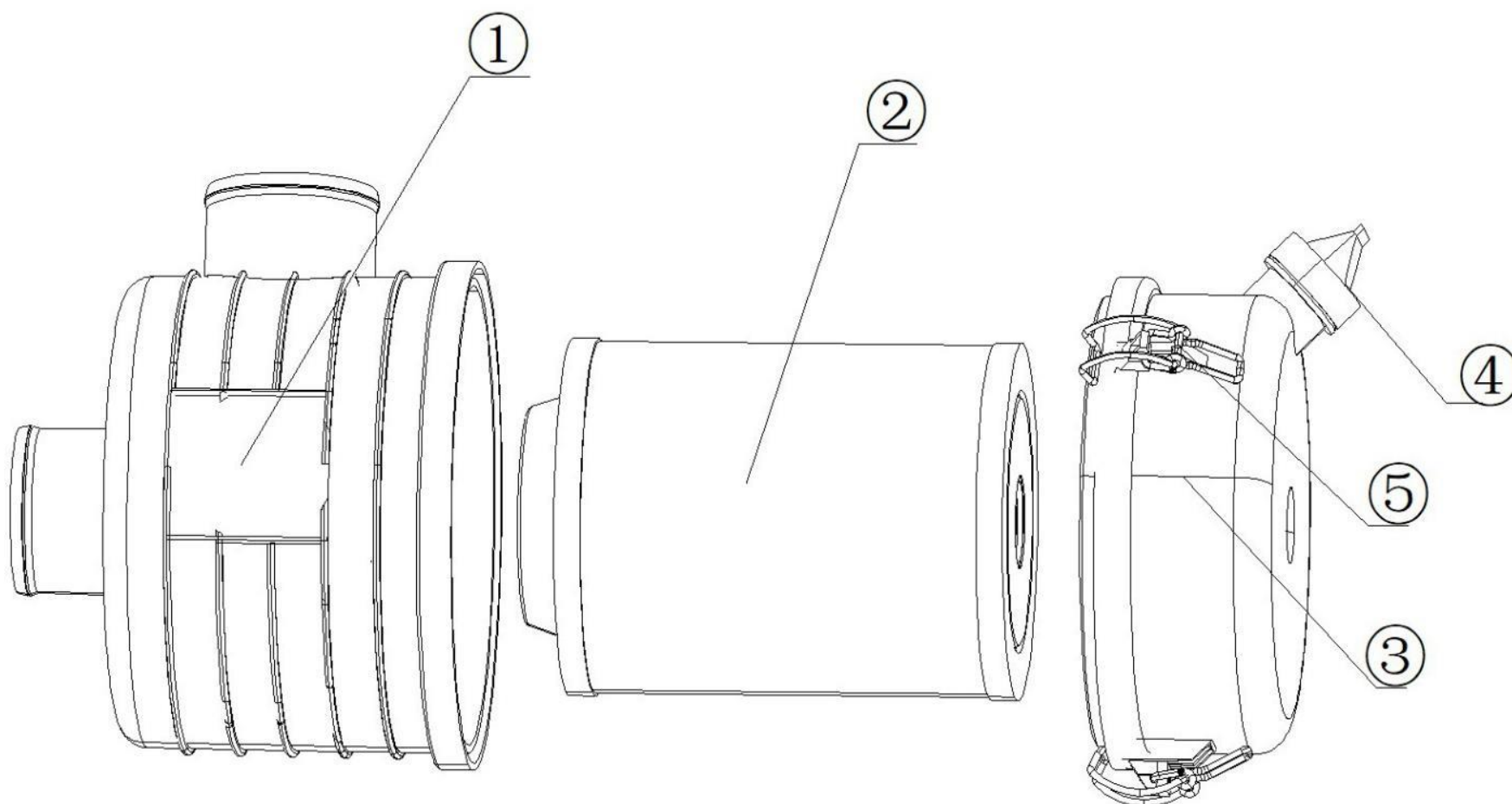
A0100-4110001408

Key	Part No.	Description	Spare parts Y/N	Qty	Remarks
1	4110001408001	Flywheel pan 17400000004	Y	1	
2	4110001408002	Coupling 22209200002	Y	1	
3	4110001408003	Keyway bolt 31101320058	Y	1	
4	4110001408004	Snap ring 31401000013	Y	1	

**Tow**

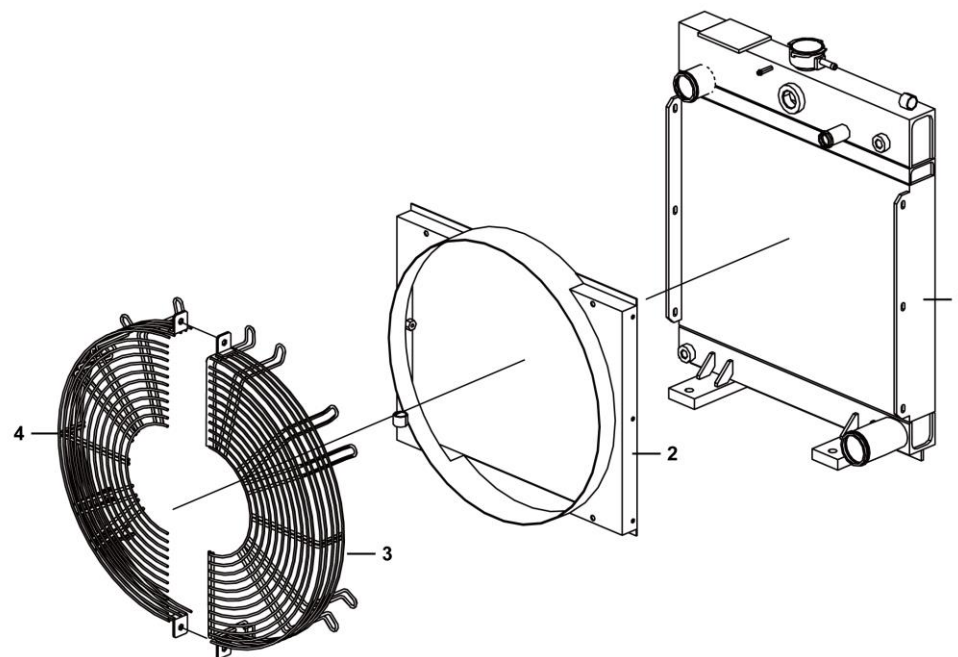
A0100-4110002011



**Air cleaner 1109100w300**



## Radiator assembly m9115095



Key	Part No.	Description	Spare parts Y/N	Qty	Remarks
1	4110702812001	Water radiator assembly s9115095	Y	1	
2	4110702812002	Shroud db1001	Y	1	
3	4110702812003	Guard a-hb0551	Y	1	
4	4110702812004	Guard b-hb0552	Y	1	

--	--	--	--	--	--

--	--	--	--	--	--

--	--	--	--	--	--

--	--	--	--	--	--

--	--	--	--	--	--

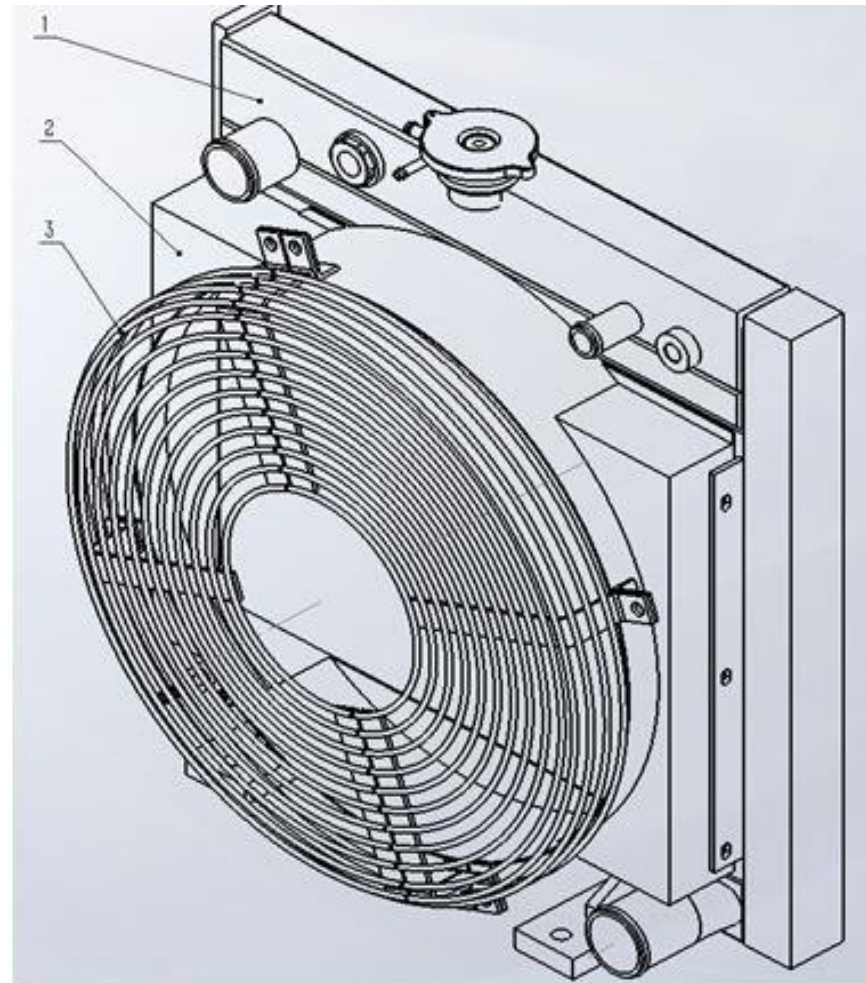
--	--	--	--	--	--

--	--	--	--	--	--

--	--	--	--	--	--

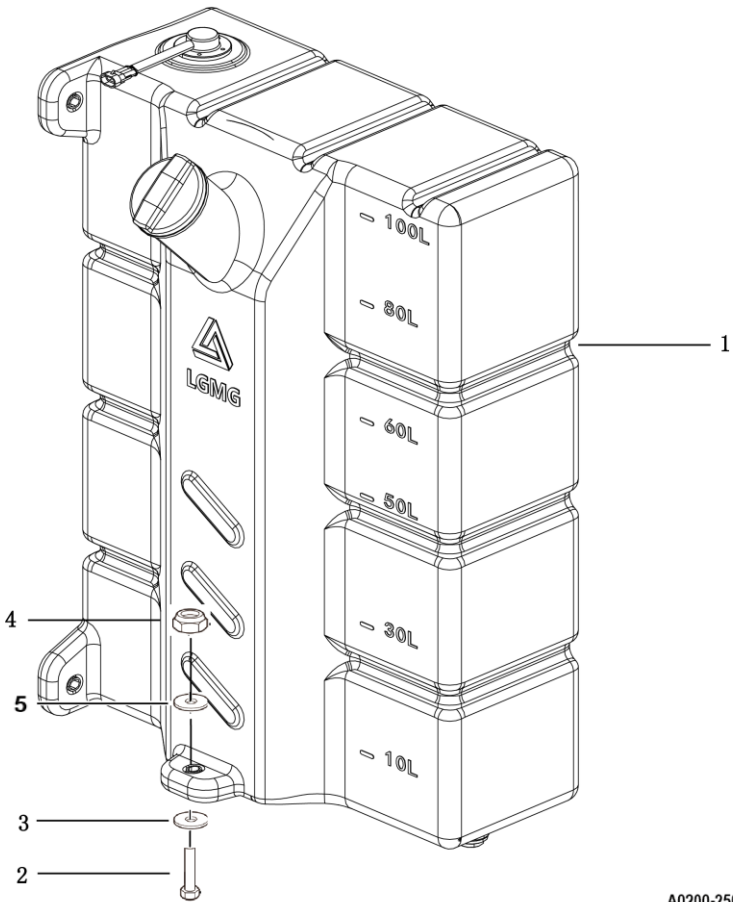
--	--	--	--	--	--

## Radiator assembly



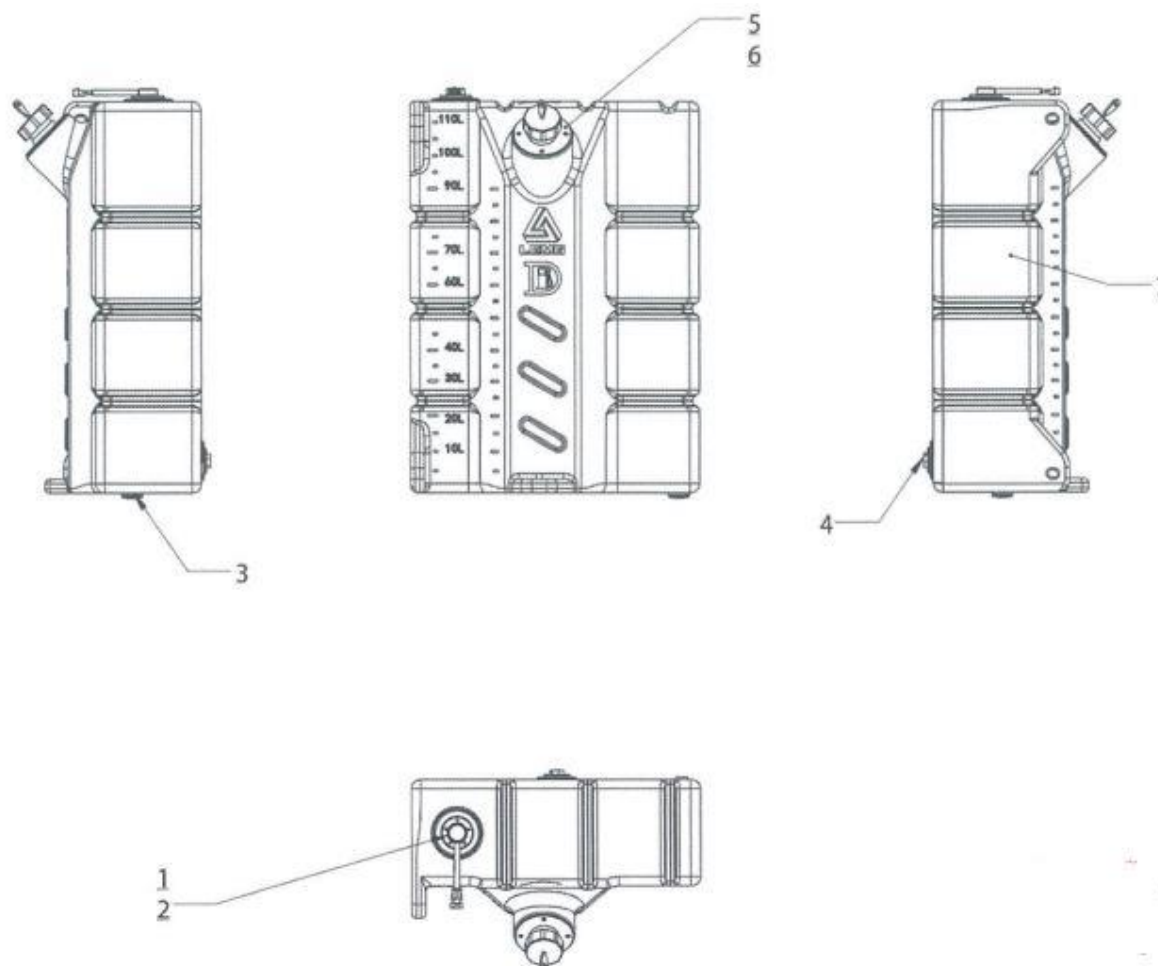


Fuel tank assembly



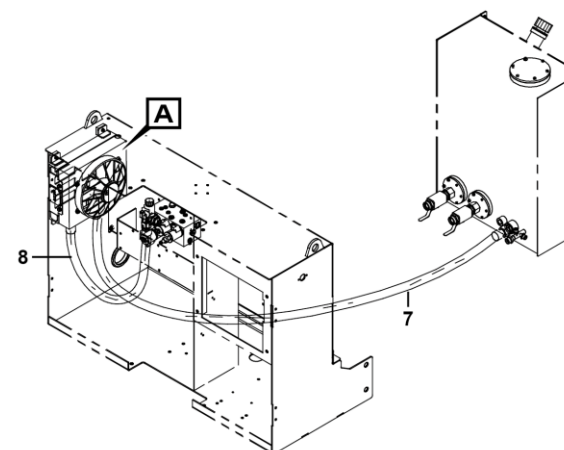
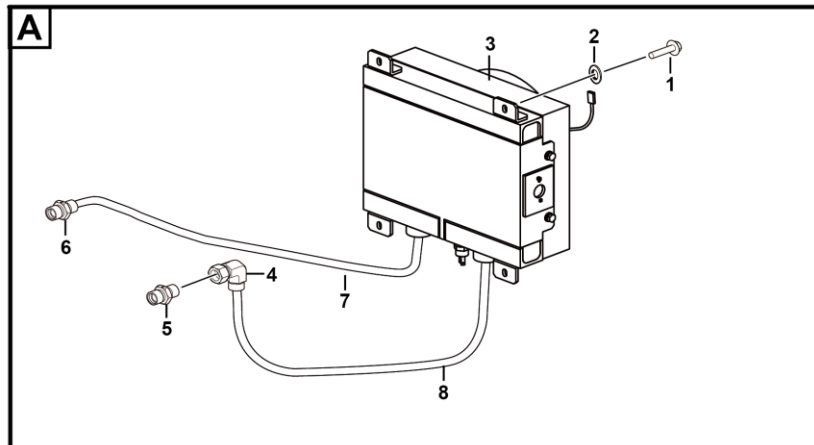
A0200-2502000028.S1e



**Rotational molding fuel tank assembly lg02-ryx-001**

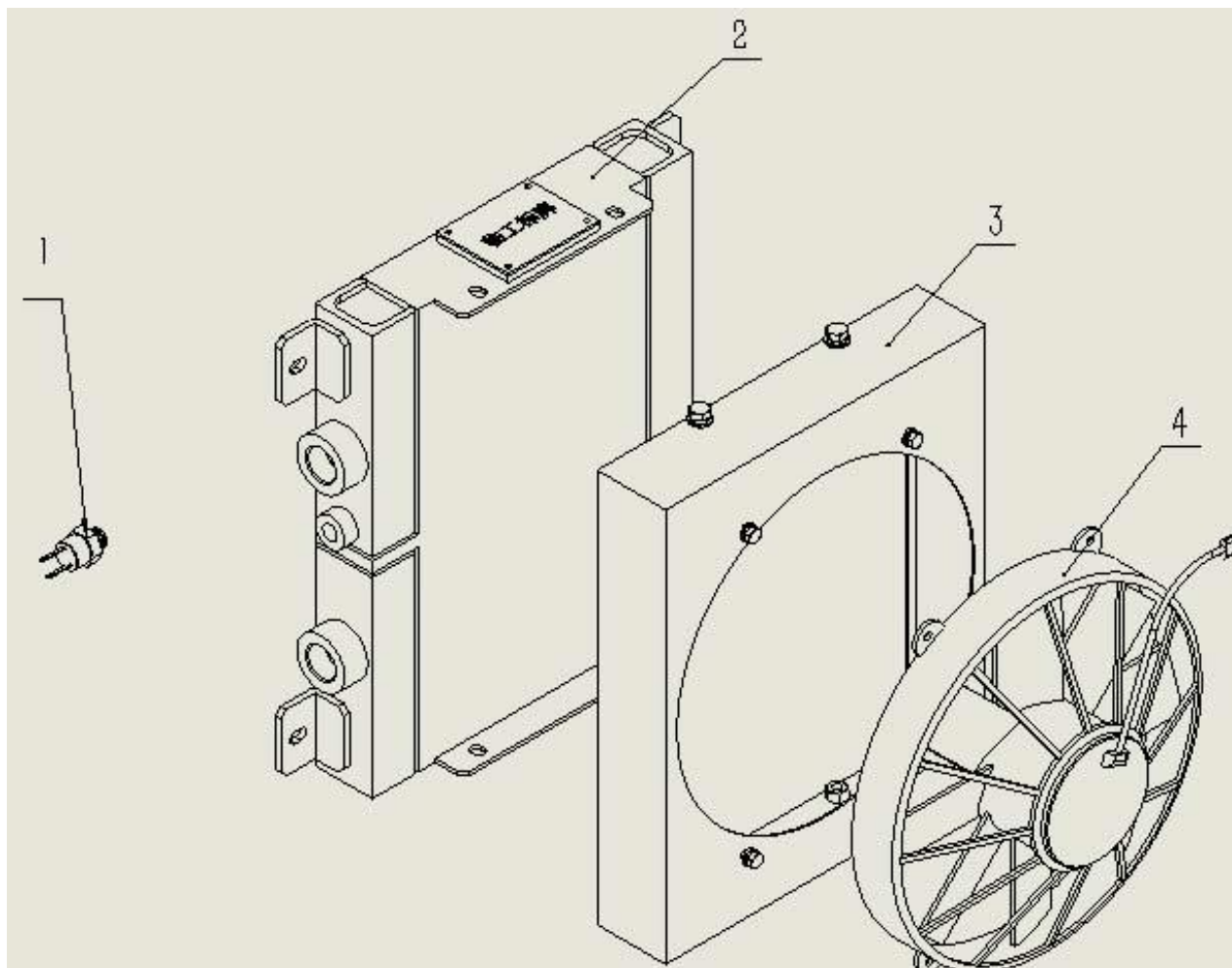


## Oil cooler system



Key	Part No.	Description	Spare parts Y/N	Qty	Remarks
1	4011010719	Bolt gb5783-m8*25flznyc-8-480	Y	4	
2	4015010289	Washer gb96.1-8flznyc-480	Y	4	
3	4120704832	Hydraulic oil radiator m9115052	Y	1	
4	4120000534	Transition fitting ew28lomda3c	Y	1	
5	4120704907	Fitting ge28lr3/4edomdcf	Y	3	
6	4120704908	Straight fitting ge28lredomdcf	Y	1	
7	4120706222	Hosej20411-36-16tz*osd150-0100*2030 ,radiator out port-hose-lift control valve	Y	1	
8	4120706221	Hosej20411-36-16tz*osd150-0100*1000 , radiator-valve block	Y	1	

## Hydraulic oil radiator m9115052



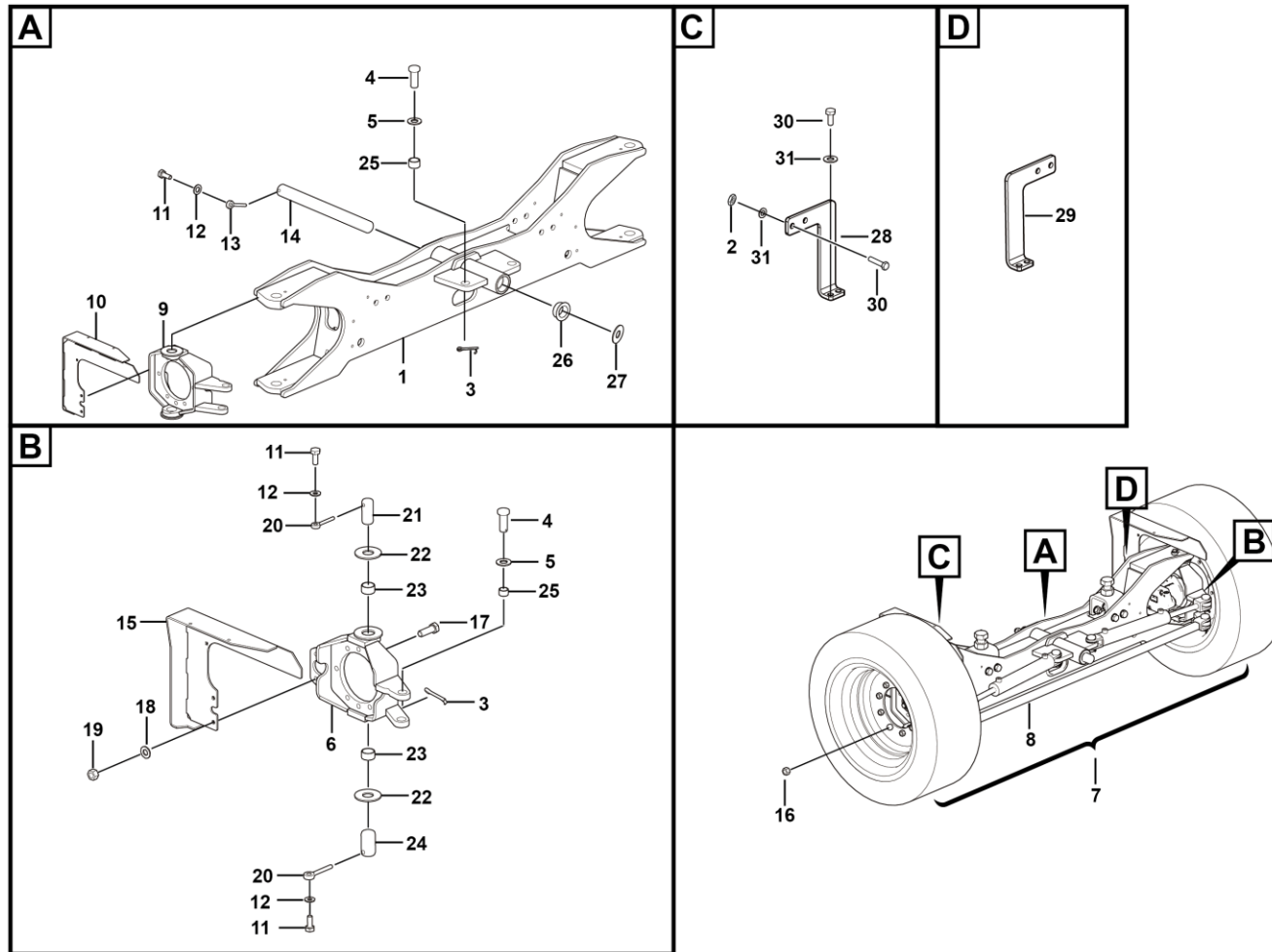
Key	Part No.	Description	Spare parts Y/N	Qty	Remarks
1	4120002528004	790003 temperature control switch	Y	1	
2	4120704832001	Water radiator s9115052	Y	1	
3	4120002528006	Db0647 shroud	Y	1	
4	4120002528007	530095 electronic fan	Y	1	



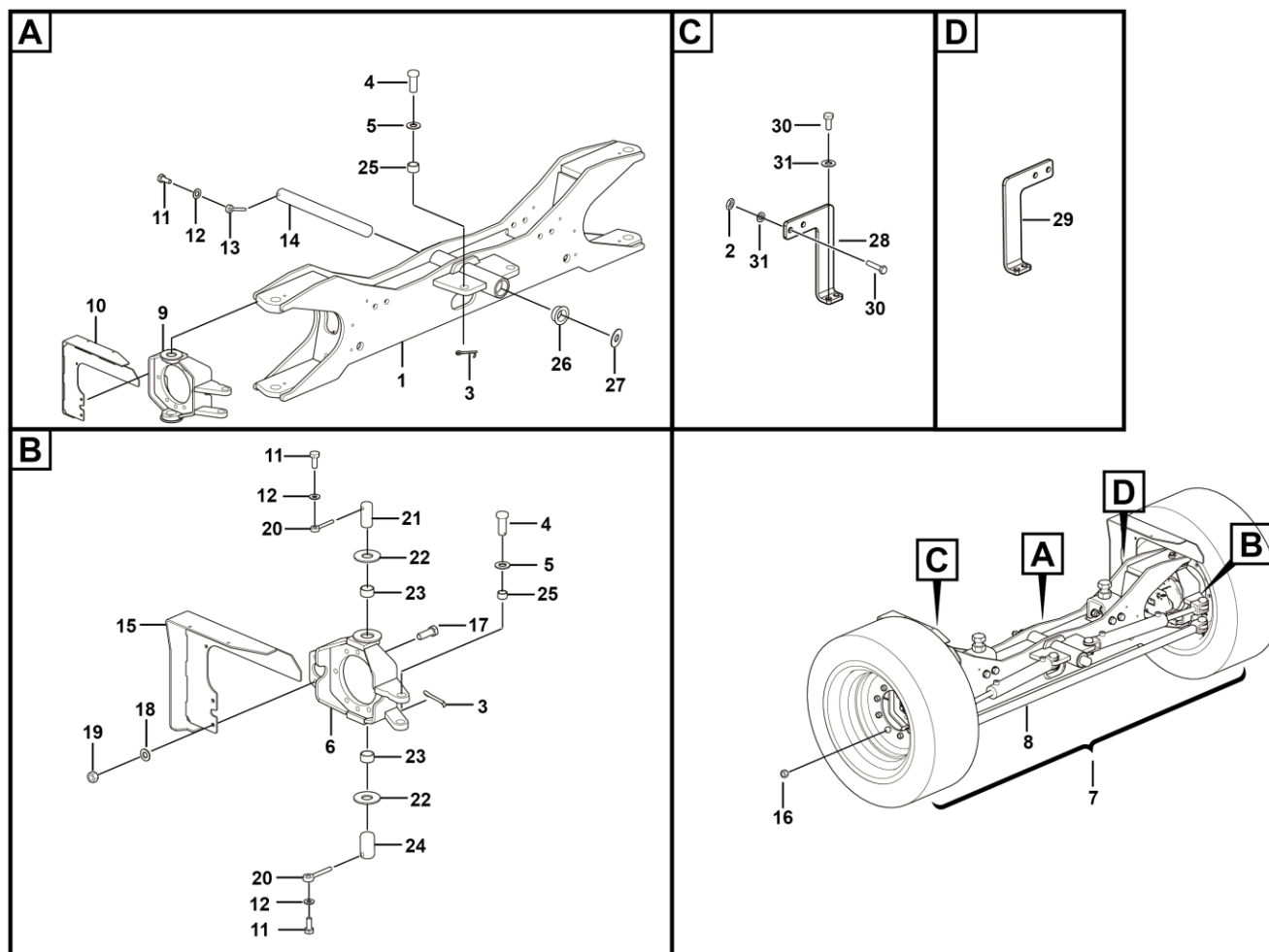
**B**  
**AXLE SYSTEM**



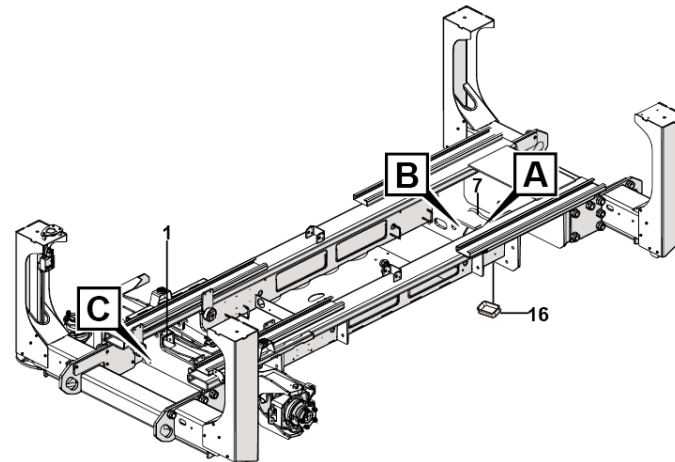
**LINGONG GROUP JINAN HEAVY MACHINERY CO., LTD.**

**Front axle assembly**

Key	Part No.	Description	Spare parts Y/N	Qty	Remarks
1	25040004882	Front axle housing	N	1	
2	4013010297	Nut gb889.1-m8flznyc-8-480	Y	4	
3	4016010133	Cotter pin gb91-5*40flznyc--480-q235a	Y	6	
4	25040000311	Tie rod pin, $\phi 25.4 \times 70$	Y	6	
5	25040000681	Gasket, 50*25*4	Y	6	
6	25040004681	Right knuckle	Y	1	
7	4110702398	Tire assembly , 33*12-20	N	1	
8	25040000431	Weldment, steering lever, front axle	Y	1	
9	25040004671	Left knuckle	Y	1	
10	25040004631	Weldment, left pipe bracket, fixing pipe	Y	1	
11	4011010707	Bolt gb5783-m10*30flznyc-8.8-480	Y	5	
12	4015010339	Washer gb97.1-10flznyc-300hv-480	Y	5	
13	25200000641	Pin, 10*70	Y	1	
14	25040000451	Floating pin, 44.46*450	Y	1	
15	25040004651	Weldment, right fuel pipe bracket, for fixing fuel pipe	N	1	
16	25050000401	Tapered hexagon nut m16x1.5	Y	18	
17	4011011125	Bolt gb5783-m12*35flznyc-8.8-480	Y	4	
18	4015010340	Washer gb97.1-12flznyc-300hv-480	Y	4	
19	4013010315	Nut gb6172.1-m12flznyc-8-480	Y	4	
20	25200006221	Pin, 10*58.5	Y	4	
21	25040000461	Upper main pin, 48.1*82.5	Y	2	
22	25040000351	Wear washer, 89*38.1*5	Y	2	

**Front axle assembly**





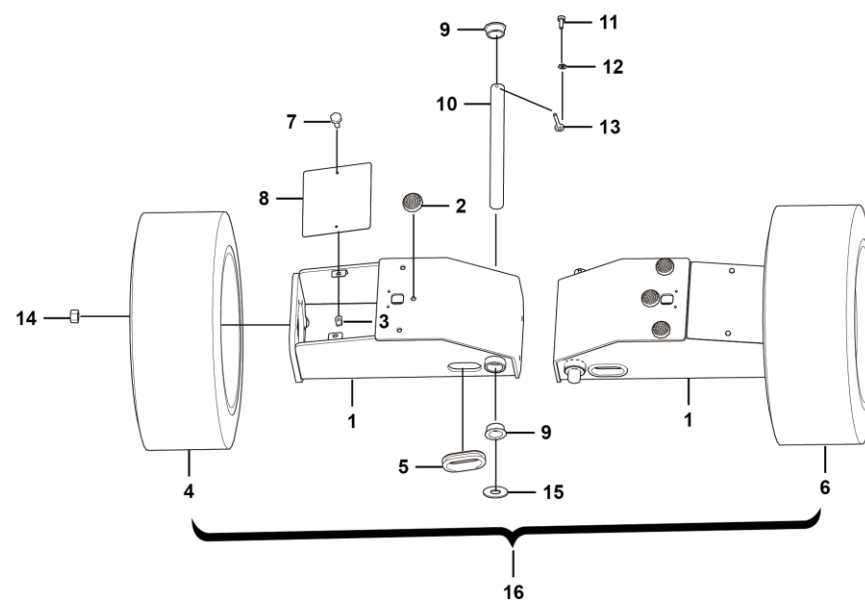
Key	Part No.	Description	Spare parts Y/N	Qty	Remarks
1	25110000551	Axle swing hydraulic assembly	N	1	
2	25040000441	Vibration cylinder pin, 37.75*171.5	Y	2	
3	25200000641	Pin, 10*70	Y	4	
4	4015010339	Washer gb97.1-10flznyc-300hv-480	Y	4	
5	4011010707	Bolt gb5783-m10*30flznyc-8.8-480	Y	4	
6	4130702482	Limit switch-xckp2121p16-nc	Y	2	
7	25320022651	Wire	Y	1	
8	25160001691	Vibration cylinder pin, 31.75*267	Y	2	
9	4013010297	Nut gb889.1-m8flznyc-8-480	Y	4	
10	4011010994	Bolt gb16674-m8*25flznyc-8.8-480	Y	4	
11	4015010280	Washer gb97.1-8flznyc-480	Y	4	
12	4015010283	Washer gb97.1-5flznyc-480	Y	4	
13	4013010305	Nut gb889.1-m5flznyc-8-480	Y	4	
14	4014010123	Screw gb70.1-m5*40flznyc-8.8-480	Y	4	
15	25320001331	Forming (stamping, etc.), plate , for fixing limit switch	Y	2	
16	25050000191	Rubber gromet,62*60*16	Y	1	



B0400-2511000055.S1a

Key	Part No.	Description	Spare parts Y/N	Qty	Remarks
1	4120704913	Fitting ge12lr1/4edomdcf	Y	2	
2	4129900314	Fitting ew12lomda3c	Y	5	
3	4011010964	Bolt gb16674-m8*16flznyc-8.8-480	Y	3	
4	4120001572	Floating cylinder valve	Y	1	
5	4120001666	Hinged joint swve12rcf	Y	5	
6	4120002235	Fitting ge15lredomdcf	Y	2	
7	4120706206	Hose fc402cacf151508-700, floating control valve-lifting control valve	Y	1	
8	4120705687	Hose fc402caca121206-650, floating control valve-lifting control valve	Y	1	
9	4190000699	Fitting ew15lomda3c	Y	1	
10	4120001193	Hose f471tccaca121206-2500, floating control valve	Y	1	
11	4120704922	Hose f471tccaca121206-2800, floating control valve	Y	1	
12	4120001578	Floating cylinder	Y	2	
13	4014010397	Screwgb70.1-m6*40flznyc-12.9-480	Y	6	
14	4120001586	Floating balance valve	Y	2	
15	25110000571	M6 hard gasket, 12*6.5*2	Y	6	
16	4120704923	Hosef471tccaca121206-460, floating balance valve	Y	2	
17	4120704296	Hosef471tccaca121206-310 , floating balance valve	N	2	
18	4120001226	Tee fitting t12lcfx	Y	2	
19	4120001224	Fitting ge12lredomdcf	Y	1	

## Rear axle assembly



Key	Part No.	Description	Spare parts Y/N	Qty	Remarks
1	25050000171	Rear axle housing	Y	2	
2	25050002531	Spacer, 21*14	Y	10	
3	4014010383	Bolt m16*2*45epzn-8.8	N	4	
4	4110702900	Tyre 33*12-20 right	Y	1	
5	25050000191	Rubber gromet,62*60*16	Y	2	
6	4110702901	Tyre 33*12-20 left	N	1	
7	4011010711	Bolt gb5783-m8*20flznyc-8.8-480	Y	4	
8	25050000181	Cover plate , for protecting rear axle	Y	2	
9	25040000481	Bushing , 44.45*22.5	Y	4	
10	25040000451	Floating pin,44.46*450	Y	2	
11	4011010707	Bolt gb5783-m10*30flznyc-8.8-480	Y	2	
12	4015010339	Washer gb97.1-10flznyc-300hv-480	Y	2	
13	25200000641	Pin, 10*70	Y	2	
14	25050000401	Tapered hexagon nut m16x1.5	Y	18	
15	25040001431	Shim, 76*44.5*1.5	Y	4	
16	4110702398	Tire assembly , 33*12-20	N	1	



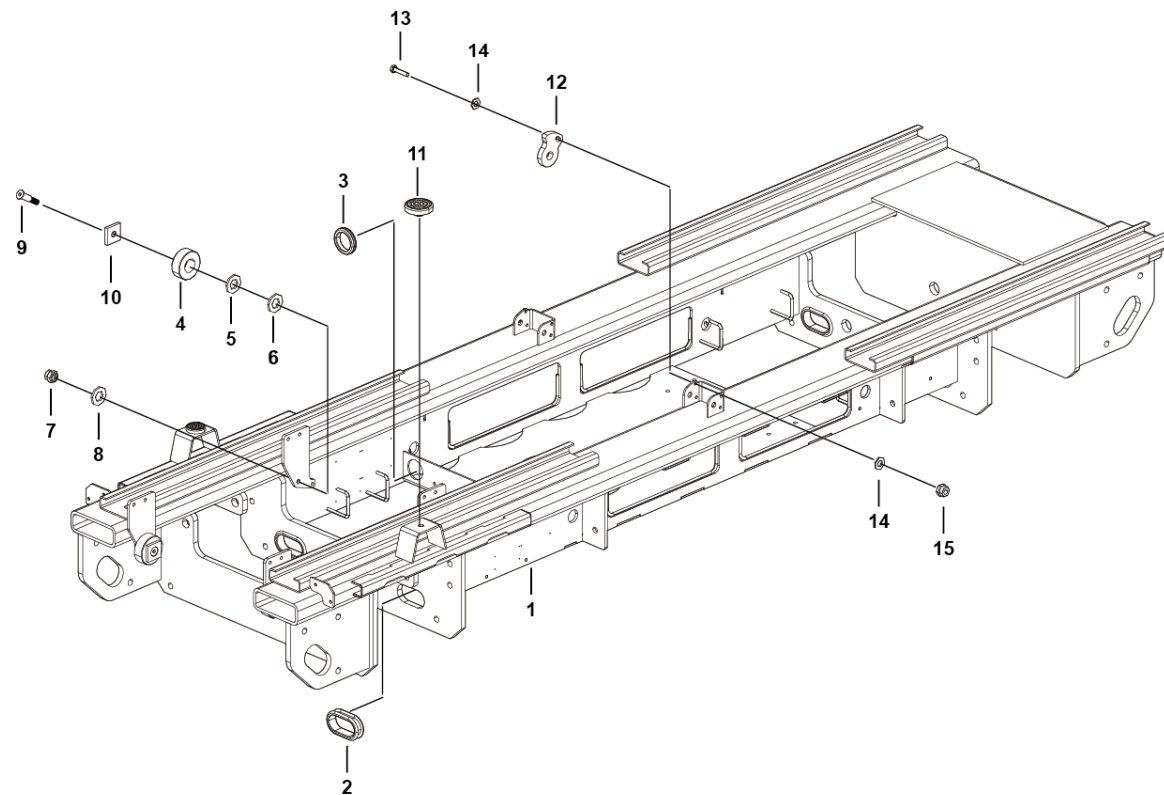
# **D**

## **CHASSIS SYSTEM**



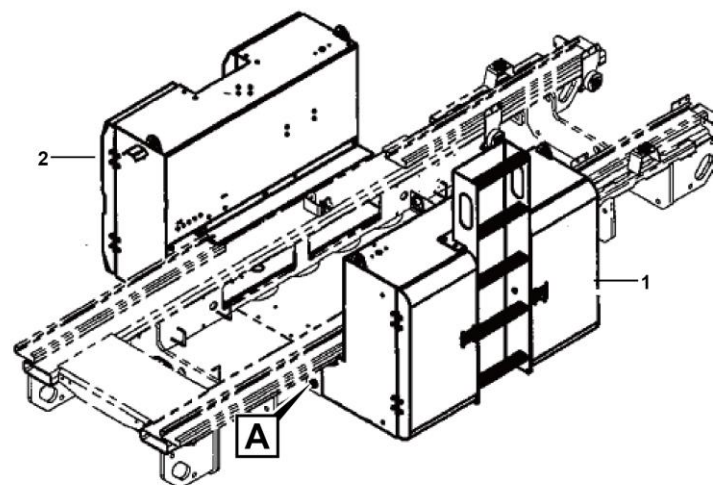
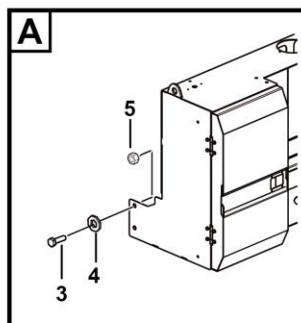
**LINGONG GROUP JINAN HEAVY MACHINERY CO., LTD.**

## Chassis assembly



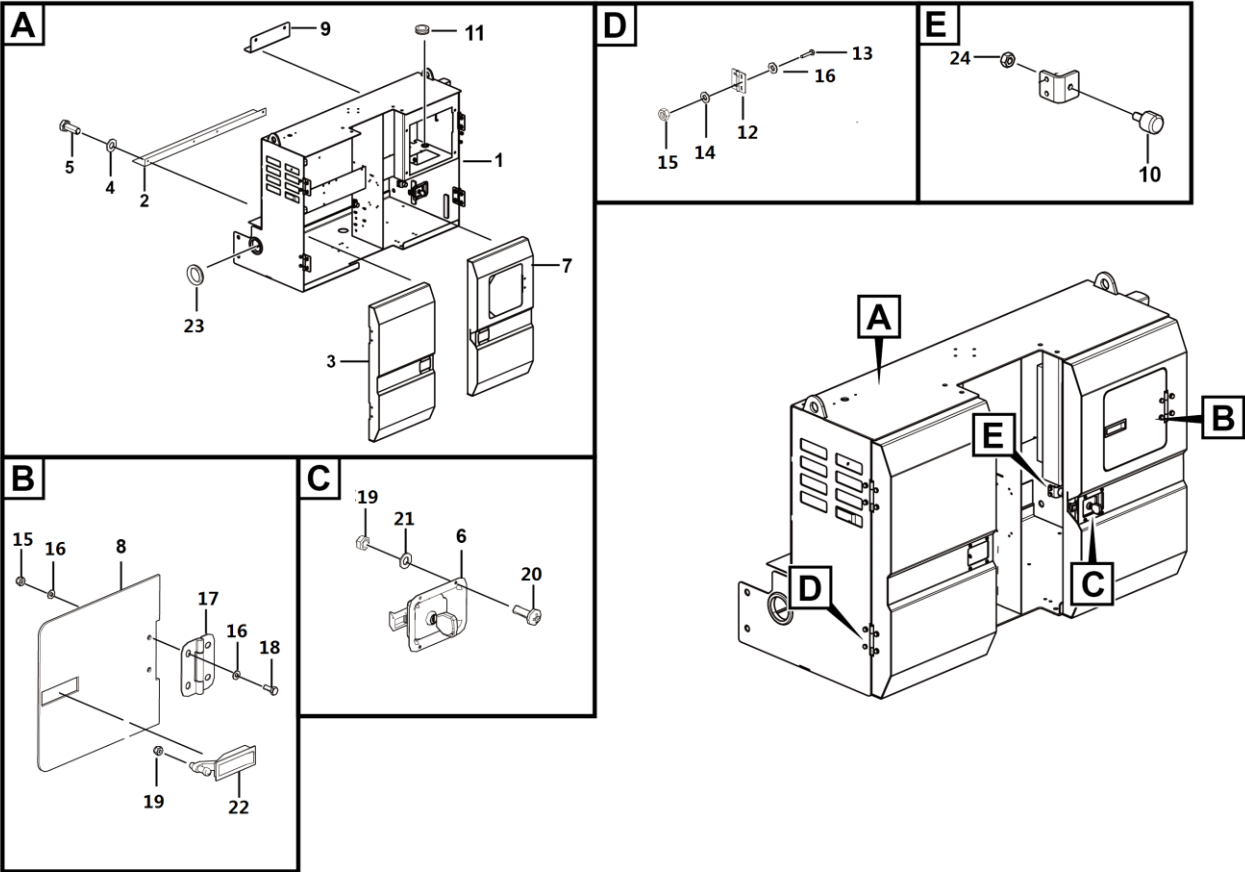


## Plate



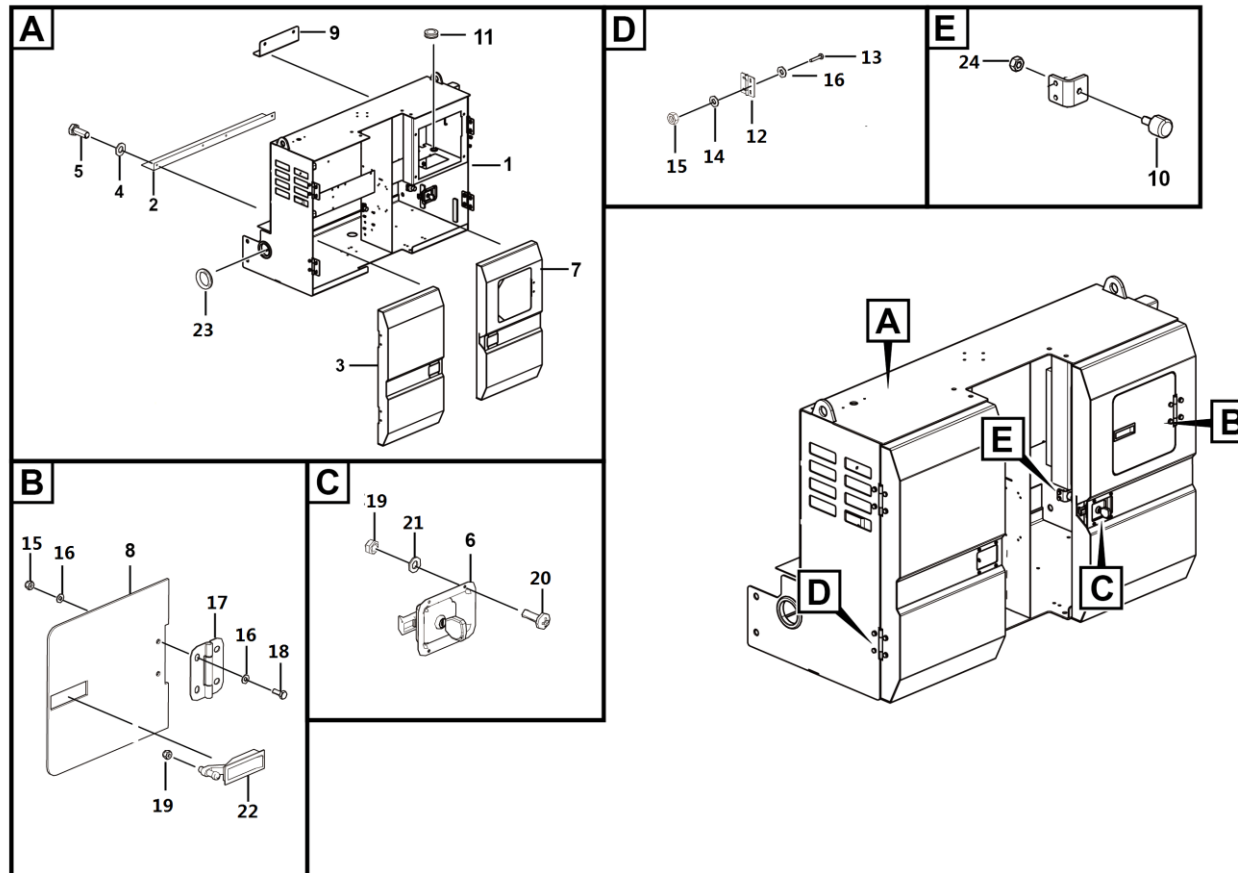


Box assembly



D0800-2518001513.S2B

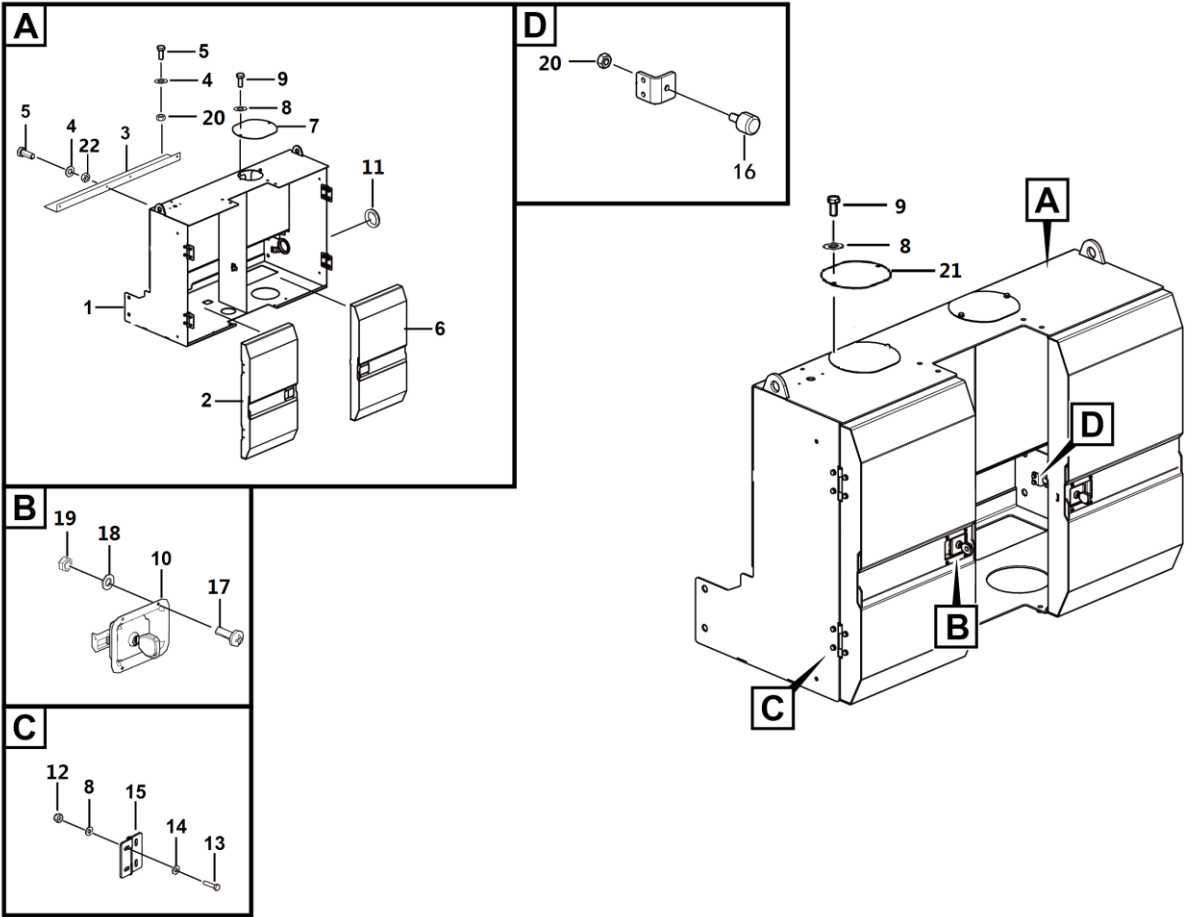
Key	Part No.	Description	Spare parts Y/N	Qty	Remarks
1	25180015196	Weldment, left housing assembly	N	1	
2	25180000871	Forming (stamping, etc.), bend plate, battery side	Y	1	
3	25180015142	Weldment, right door weldment	N	1	
4	4015010339	Washer gb97.1-10flznyc-300hv-480	Y	4	
5	4011010722	Bolt gb5783-m10*25flznyc-8.8-480	Y	4	
6	4190001576	Latch ms866-27, left/right door	Y	2	
7	25180014542	Weldment, left rear door	Y	1	
8	25180000902	Small door, forming (stamping, etc.), for protecting ground controller	Y	1	
9	25180012161	Forming (stamping, etc.), bend plate, for fixing battery box	Y	1	
10	25180013131	Stop block, battery side, left door	Y	2	
11	28219900091	Rubber gromet, 34*7	Y	1	
12	25180007361	Hinge, 106*95.4*5	Y	4	
13	4011010743	Bolt gb5783-m8*25flznyc-8.8-480	Y	16	
14	4015010289	Washer gb96.1-8flznyc-480	Y	16	
15	4013010297	Nut gb889.1-m8flznyc-8-480	Y	20	
16	4015010280	Washer gb97.1-8flznyc-480	Y	24	
17	4190001521	Hinge cl253-27	Y	1	
18	4011010711	Bolt gb5783-m8*20flznyc-8.8-480	Y	4	
19	4013010298	Nut gb6170-m5flznyc-8-480	Y	9	
20	4014010108	Screw gb818-m5*14flznyc-4.8-480	Y	8	
21	4015010283	Washer gb97.1-5flznyc-480	Y	8	
22	4190001520	Latch ms719-1ca, tank flap	Y	1	

**Box assembly**

D0800-2518001513.S2B

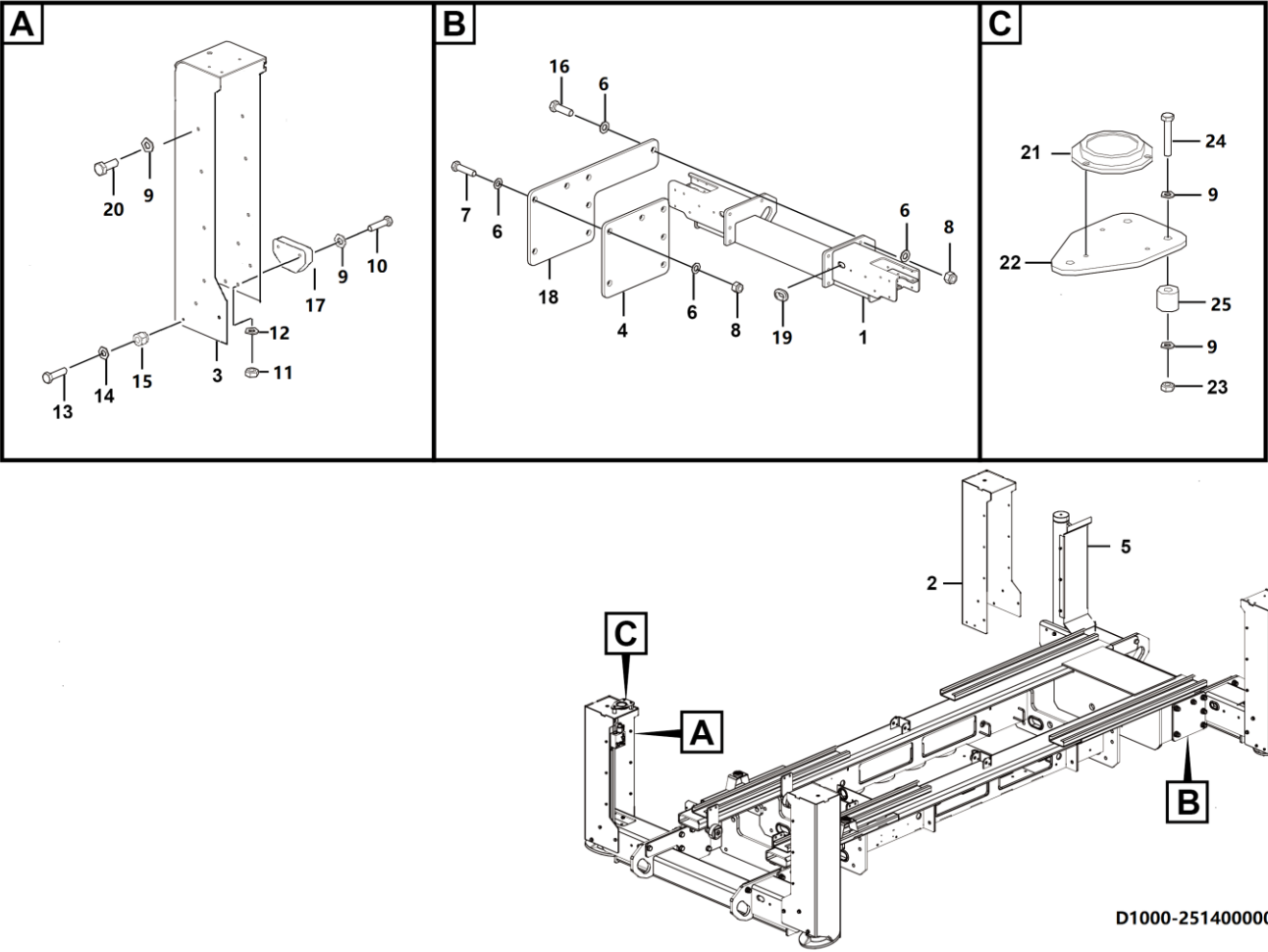


Box



Key	Part No.	Description	Spare parts Y/N	Qty	Remarks
1	25180001064	Weldment, right box weldment,tank side	Y	1	
2	25180015142	Weldment, right door weldment	N	1	
3	25180000871	Forming (stamping, etc.), bend plate, battery side	Y	1	
4	4015010339	Washer gb97.1-10flznyc-300hv-480	Y	2	
5	4011010722	Bolt gb5783-m10*25flznyc-8.8-480	Y	2	
6	25180015112	Weldment, right front door	N	1	
7	25180003651	Cover plate , protect,tank	Y	1	
8	4015010280	Washer gb97.1-8flznyc-480	Y	20	
9	4011010711	Bolt gb5783-m8*20flznyc-8.8-480	Y	4	
10	4190001576	Latch ms866-27, left/right door	Y	2	
11	25160000621	Rubber gromet,88*5	Y	1	
12	4013010297	Nut gb889.1-m8flznyc-8-480	Y	16	
13	4011010743	Bolt gb5783-m8*25flznyc-8.8-480	Y	16	
14	4015010289	Washer gb96.1-8flznyc-480	Y	16	
15	25180007361	Hinge, 106*95.4*5	Y	4	
16	25180013131	Stop block, battery side, left door	Y	2	
17	4014010108	Screw gb818-m5*14flznyc-4.8-480	Y	8	
18	4015010283	Washer gb97.1-5flznyc-480	Y	8	
19	4013010298	Nut gb6170-m5flznyc-8-480	Y	8	
20	4013010289	Nut gb6170-m10flznyc-8-480	Y	2	
21	25180015941	Fuel level sensor cover plate	Y	1	
22	4013010370	Reed nut qc339-m10flznyc-8-480	Y	1	

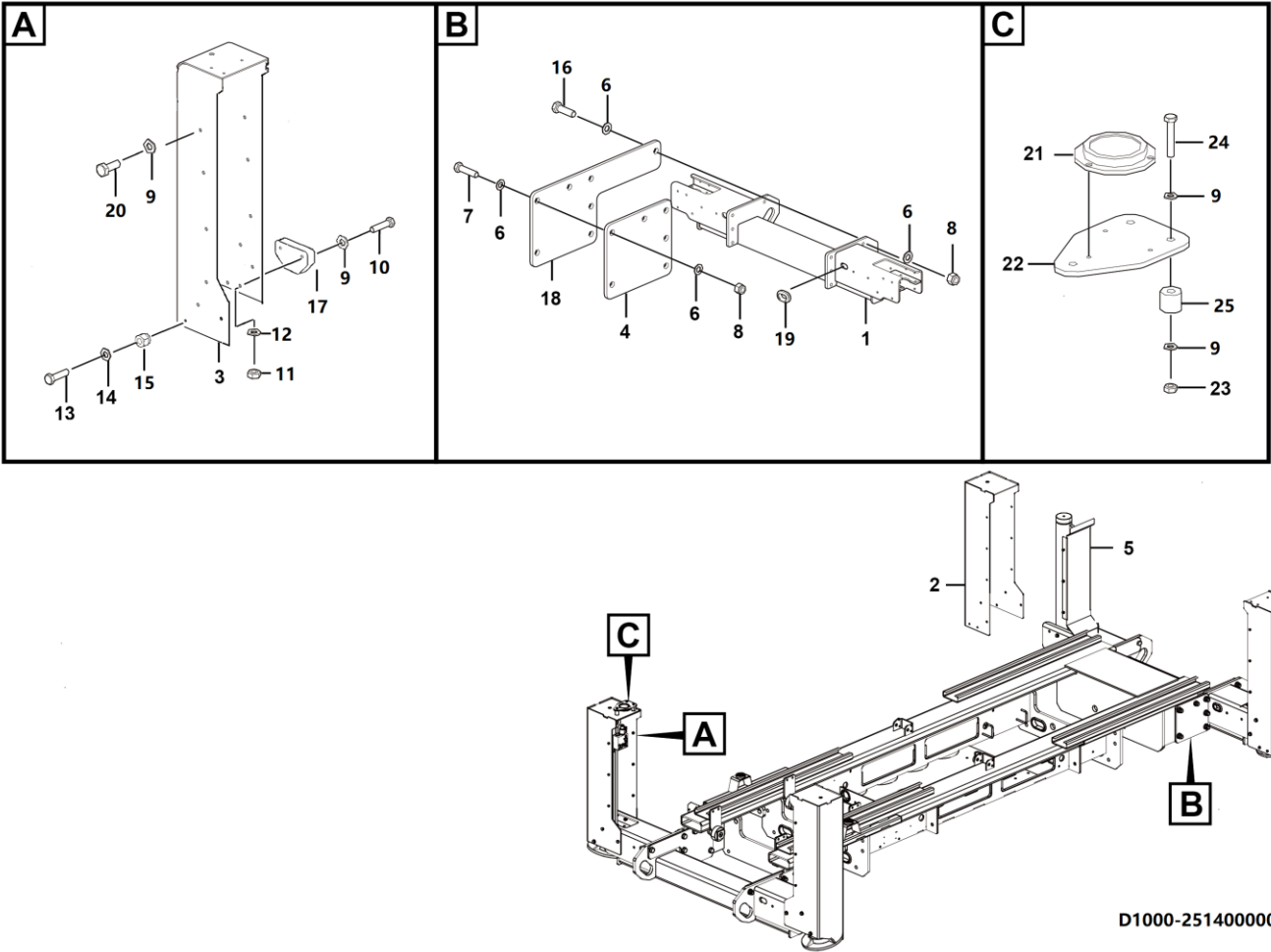
Bracket



D1000-2514000001.S1B1-

Key	Part No.	Description	Spare parts Y/N	Qty	Remarks
1	25140001611	Weldment,support	Y	2	
2	25140000483	Weldment,outrigger weldment	Y	2	
3	25140000463	Weldment,outrigger weldment	Y	1	
4	25140000031	Fixed plate, for fixing support	Y	4	
5	25140001711	Weldment,outrigger guard plate	Y	4	
6	4015010338	Washer gb97.1-20flznyc-300hv-480	Y	56	
7	4011011052	Bolt gb5782-m20*80flznyc-10.9-480	Y	24	
8	4013010401	Nut gb889.1-m20flznyc-10-480	Y	28	
9	4015010280	Washer gb97.1-8flznyc-480	Y	38	
10	4011010753	Bolt gb5783-m8*45flznyc-8.8-480	Y	8	
11	4013010297	Nut gb889.1-m8flznyc-8-480	Y	8	
12	4015010289	Washer gb96.1-8flznyc-480	Y	8	
13	4011010979	Bolt gb5783-m12*40flznyc-8.8-480	Y	20	
14	4015010340	Washer gb97.1-12flznyc-300hv-480	Y	40	
15	4013010301	Nut gb889.1-m12flznyc-8-480	Y	20	
16	4011010868	Bolt gb5783-m20*65flznyc-10.9-480	Y	4	
17	25140000072	Baffle, for fixing outrigger	Y	4	
18	25140000041	Fixed plate, for fixing support	Y	4	
19	25160000401	Rubber gromet, 30*36*12	Y	4	
20	4011010711	Bolt gb5783-m8*20flznyc-8.8-480	Y	24	
21	4190704401	Bubble level spy-9415	Y	1	
22	25140002431	Weldment, mounting plate weldment, bubble level	Y	1	

Bracket



Key	Part No.	Description	Spare parts Y/N	Qty	Remarks
23	4013010314	Nut gb6185-m8flznyc-8	Y	3	
24	4011010975	Bolt gb5783-m8*60flznyc-8.8-480	Y	3	
25	25140000441	Cushion block, outrigger	Y	3	
26	25140005581	Outrigger	Y	1	

--	--	--	--	--	--

--	--	--	--	--	--

--	--	--	--	--	--

--	--	--	--	--	--

--	--	--	--	--	--

--	--	--	--	--	--

--	--	--	--	--	--

--	--	--	--	--	--

--	--	--	--	--	--

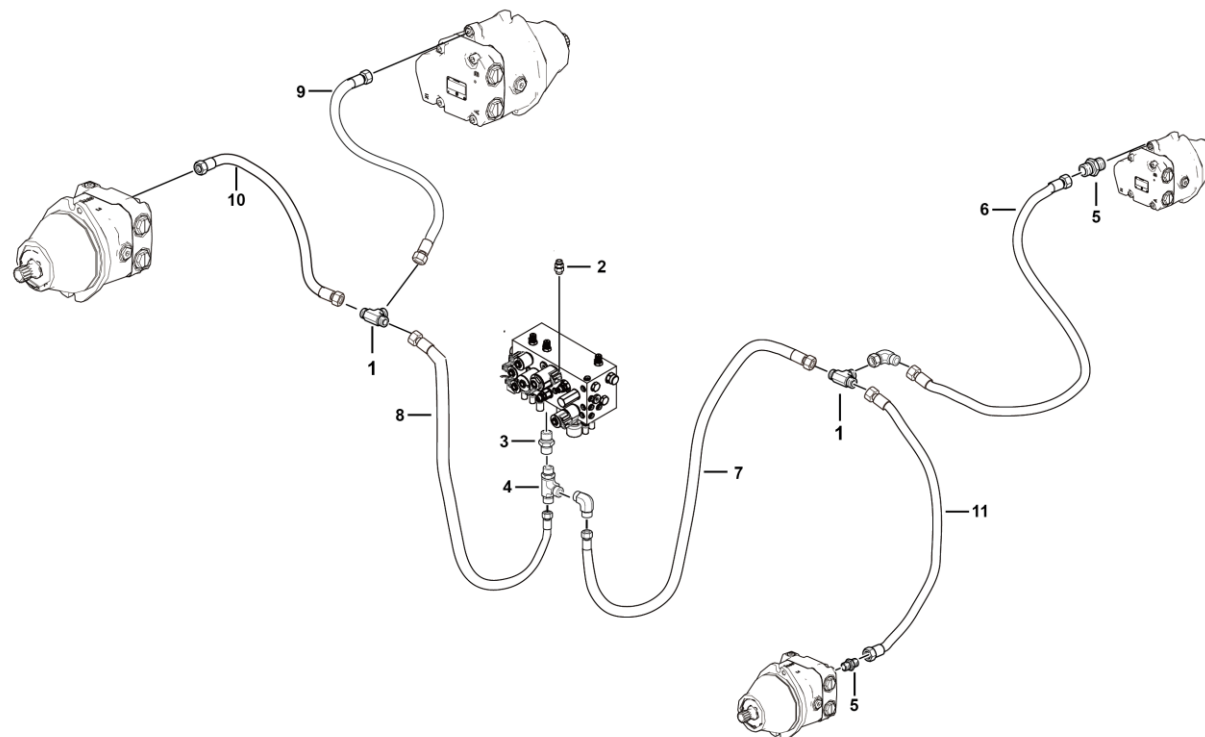


# **E BRAKE SYSTEM**



**LINGONG GROUP JINAN HEAVY MACHINERY CO., LTD.**

## Service brake assembly



E1100-2506000098.S1a





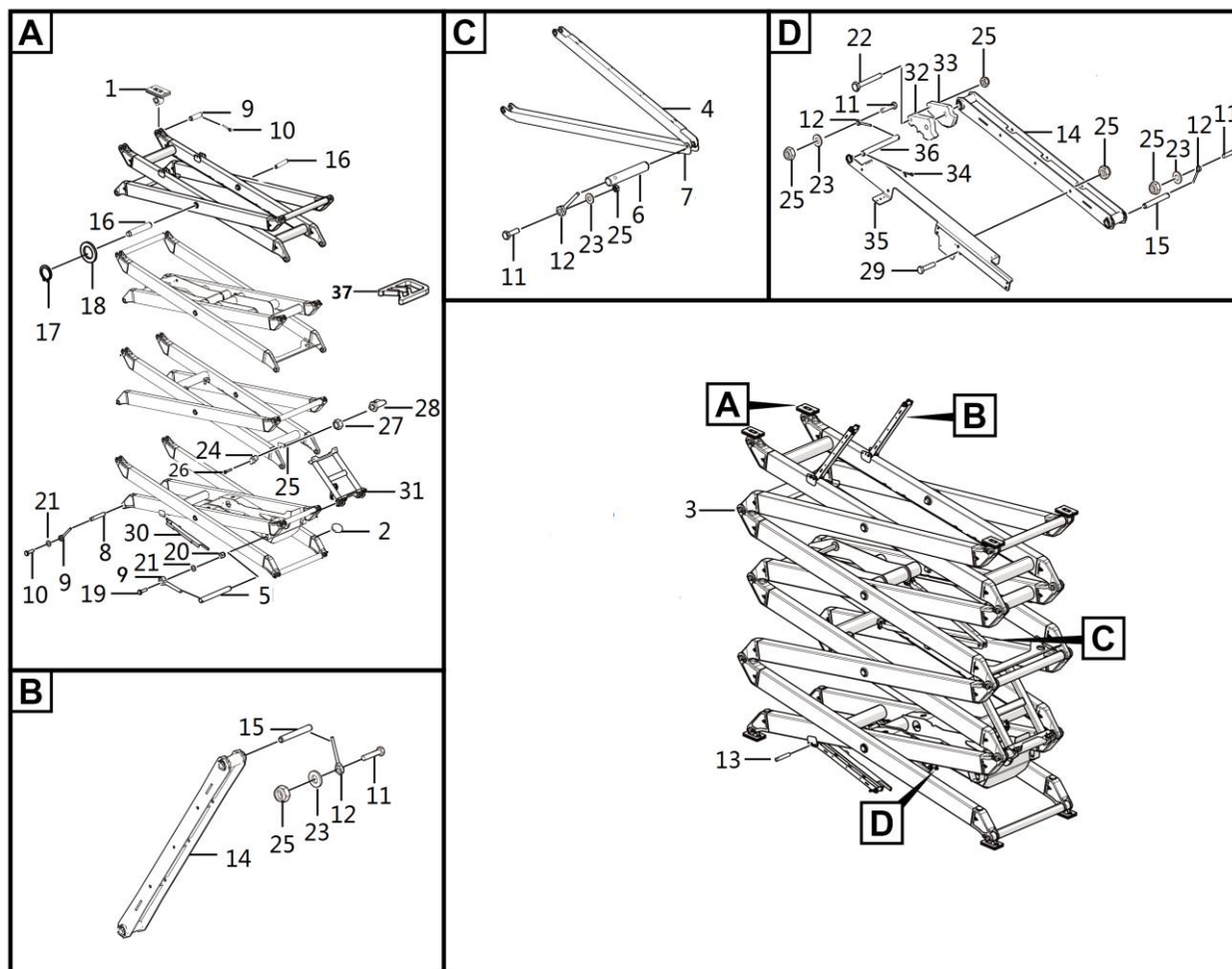
# **G**

## **SCISSOR ASSY INSTALLATION ASSEMBLY**



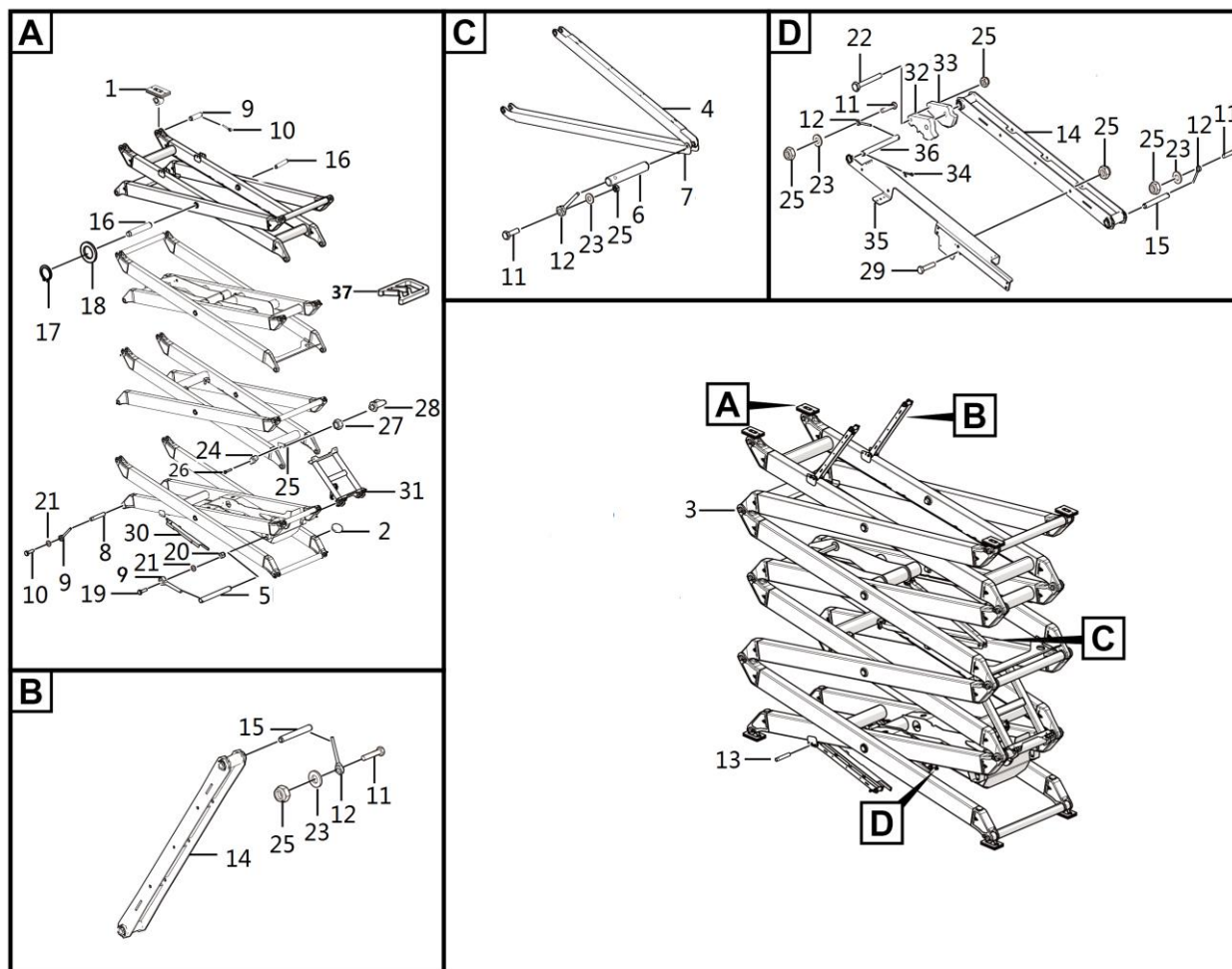
**LINGONG GROUP JINAN HEAVY MACHINERY CO., LTD.**

## Fork assembly



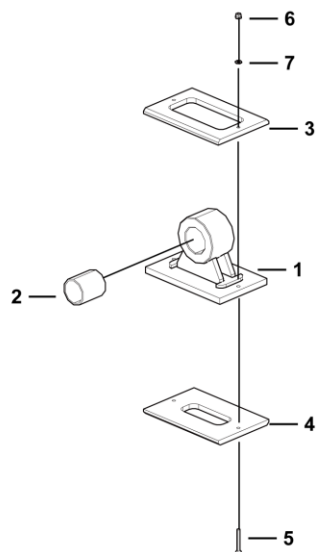
Key	Part No.	Description	Spare parts Y/N	Qty	Remarks
1	25200003171	Slider assembly	N	8	
2	25200003372	Spacer, 18*11	Y	14	
3	25200035091	Fork assembly	Y	1	
4	25200003301	Pipe support plate assembly	Y	1	
5	25200003261	Shaft, 44*384	Y	2	
6	25200003311	Shaft, 19*109	Y	3	
7	25200003291	Pipe support plate assembly	Y	1	
8	25200026031	Shaft, 44.45*137	Y	20	
9	25220000611	Pin $\phi$ 33-70	Y	22	
10	4011010978	Bolt gb5783-m12*30flznyc-8.8-480	Y	20	
11	4011010707	Bolt gb5783-m10*30flznyc-8.8-480	Y	11	
12	25200008311	Pin, 6.5*46	Y	11	
13	25200007871	Shaft, 19.05*199	Y	1	
14	25200003181	Tie rod assembly	Y	4	
15	25200003191	Shaft	Y	6	
16	25200005421	Shaft, 19.05*136	Y	8	
17	4015010270	Check ring jb4342-58flznyc-65mn-480	Y	16	
18	25200003241	Washer, 88*57.15*2	Y	2	
19	4011010981	Bolt gb5783-m12*50flznyc-8.8-480	Y	16	
20	4013010301	Nut gb889.1-m12flznyc-8-480	Y	2	
21	4015010340	Washer gb97.1-12flznyc-300hv-480	Y	22	
22	4011011157	Bolt gb5782-m10*100flznyc-8.8-480	Y	1	

## Fork assembly





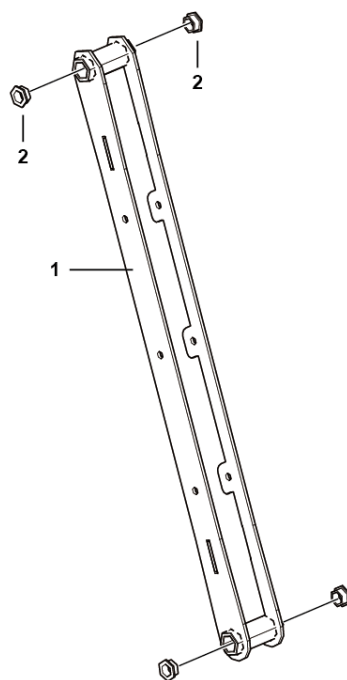
## Slider assembly



G1300-2520000317.S1a



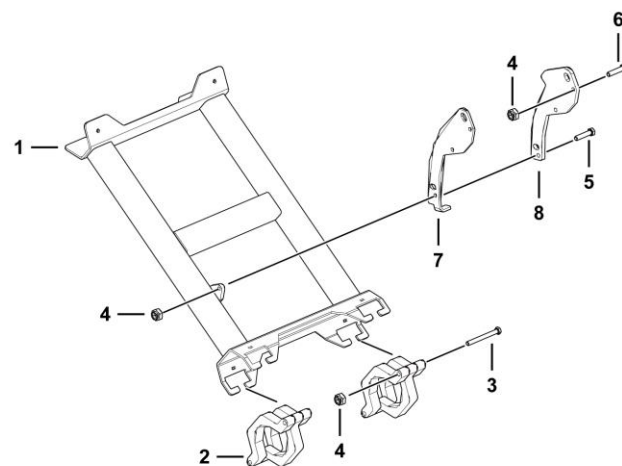
## Tie rod assembly



G1300-2520000318.S

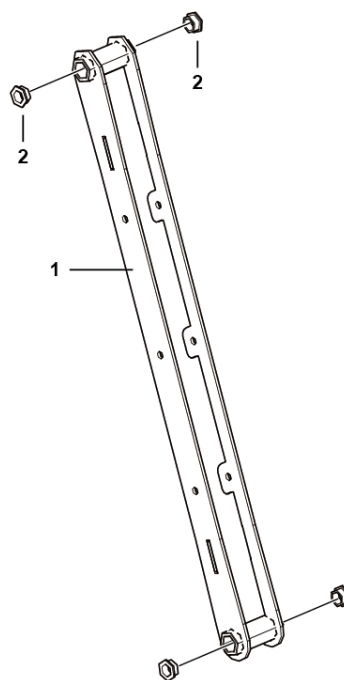


## Protective arm assembly



Key	Part No.	Description	Spare parts Y/N	Qty	Remarks
1	25200003941	Weldment,protective arm	Y	1	
2	25200004422	Ear sleeve, protecting arm	Y	6	
3	4011011157	Bolt gb5782-m10*100flznyc-8.8-480	Y	4	
4	4013010296	Nut gb889.1-m10flznyc-8	Y	7	
5	4011010707	Bolt gb5783-m10*30flznyc-8.8-480	Y	1	
6	4011011046	Bolt gb5783-m10*45flznyc-8.8-480	Y	2	
7	25200007881	Forming (stamping, etc.), limit plate,protective arm	Y	1	
8	25200007891	Pin plate, protective arm	Y	1	

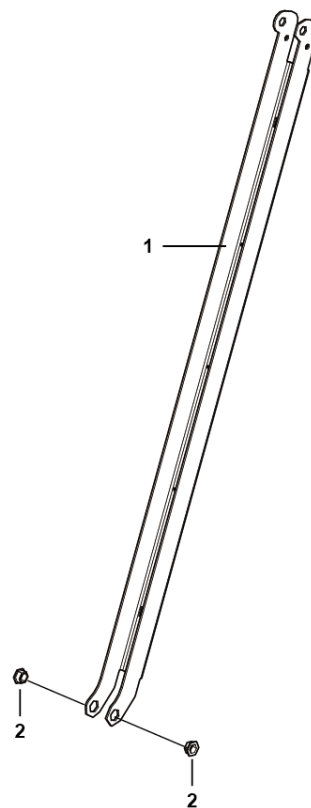
## Guard plate assembly



G1300-2520000318.S



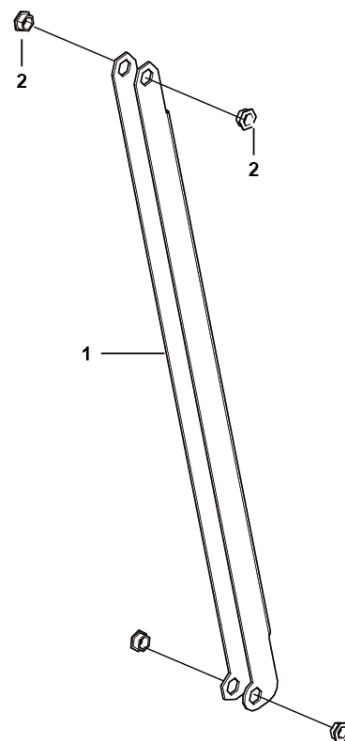
## Pipe support plate assembly



G1300-2520000329.S



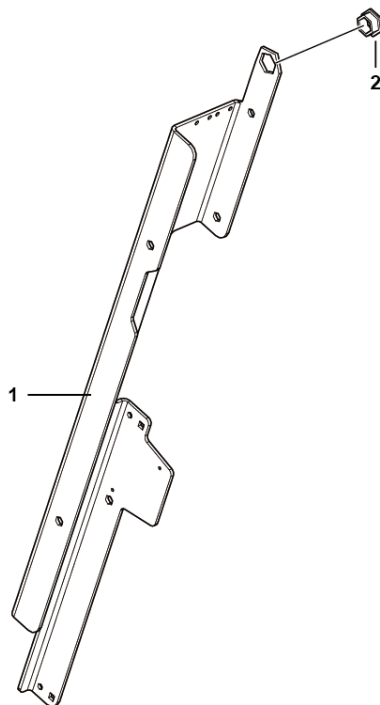
## Pipe support plate assembly



G1300-2520000330.S



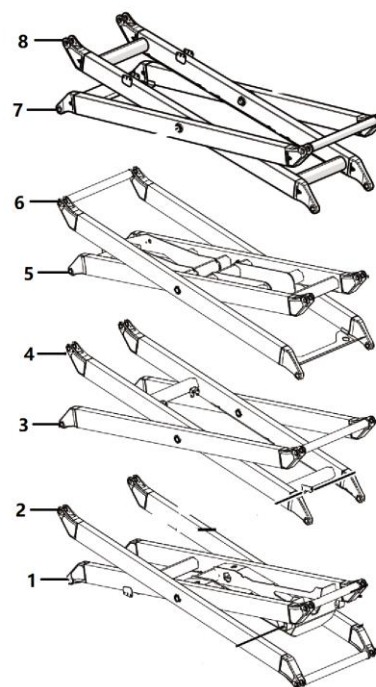
## Guard plate assembly



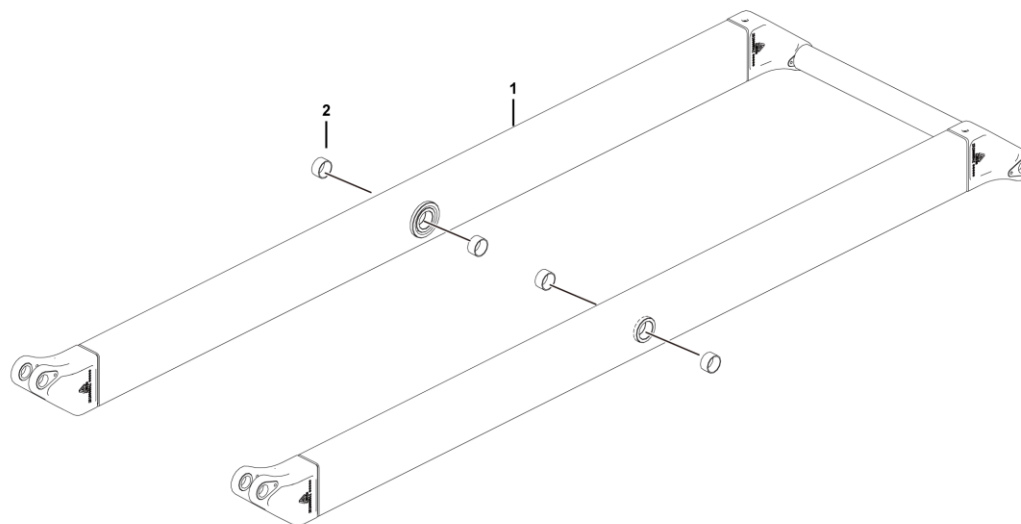
G1300-2520000827.S



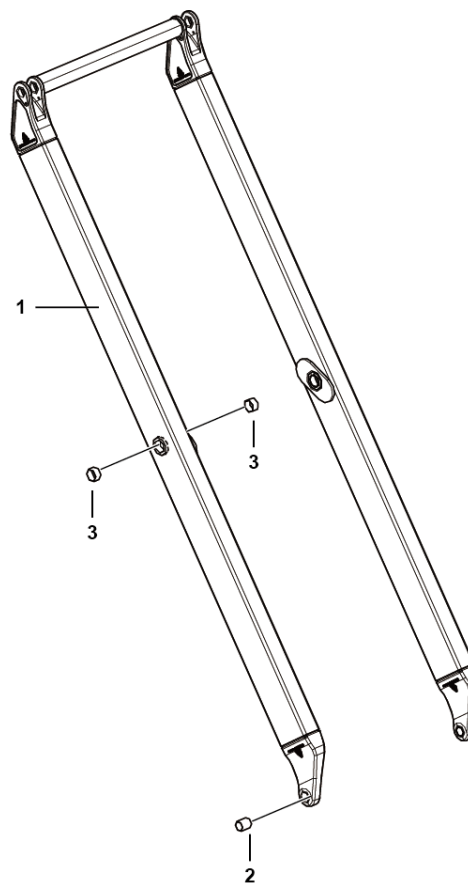
## Fork assembly



Key	Part No.	Description	Spare parts Y/N	Qty	Remarks
1	25200034811	Outer arm	Y	1	
2	25200034851	Inner arm	Y	1	
3	25200034881	Inner arm	Y	1	
4	25200004081	2nd outer arm assembly	Y	1	
5	25200035021	Outer arm	Y	1	
6	25200035041	Inner arm	Y	1	
7	25200035081	Inner arm	Y	1	
8	25200035061	Outer arm	Y	1	

**Outer arm**

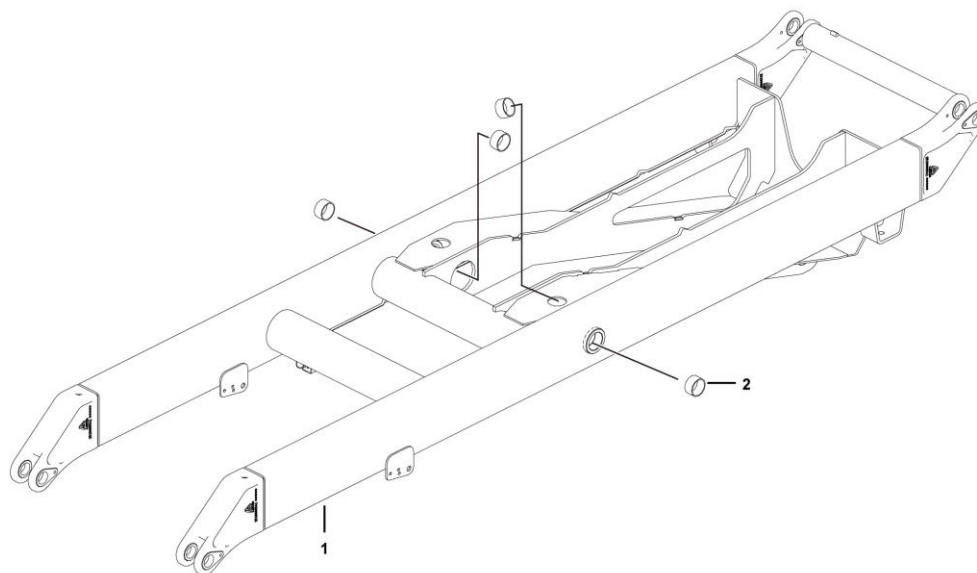


**Outer arm**

G1300-2520000408.S

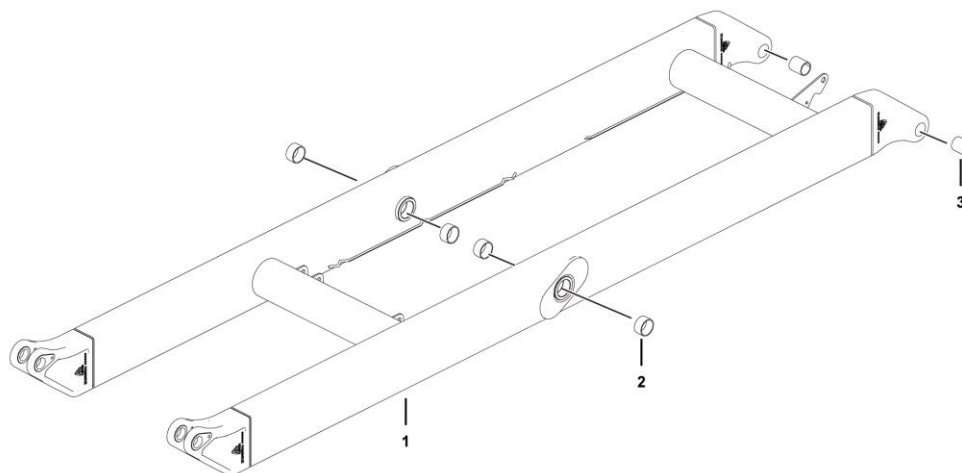


## Inner arm



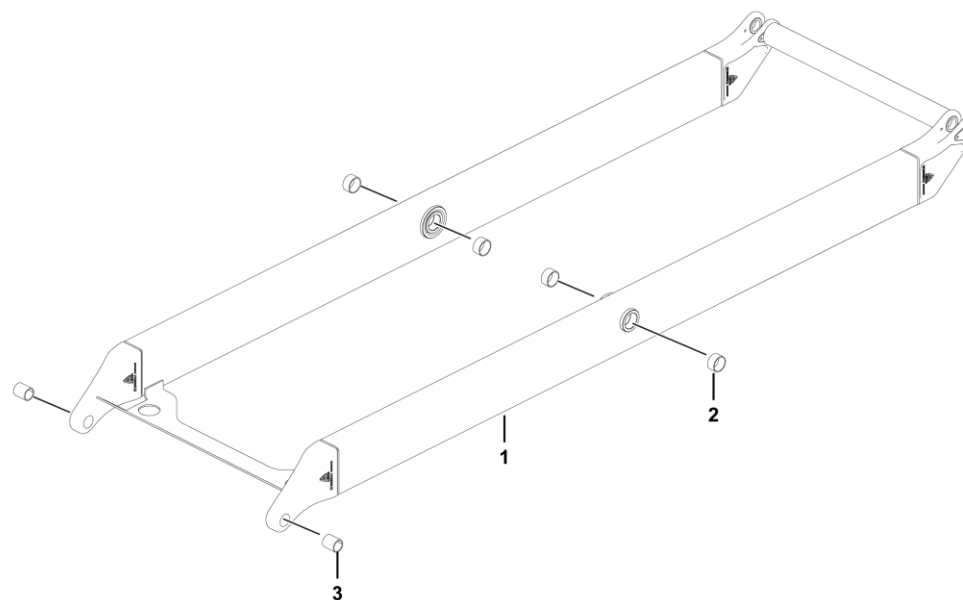


## Inner arm



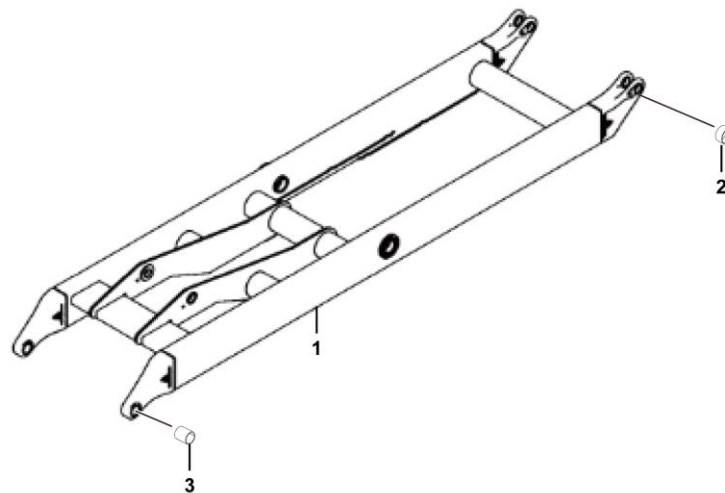


## Outer arm



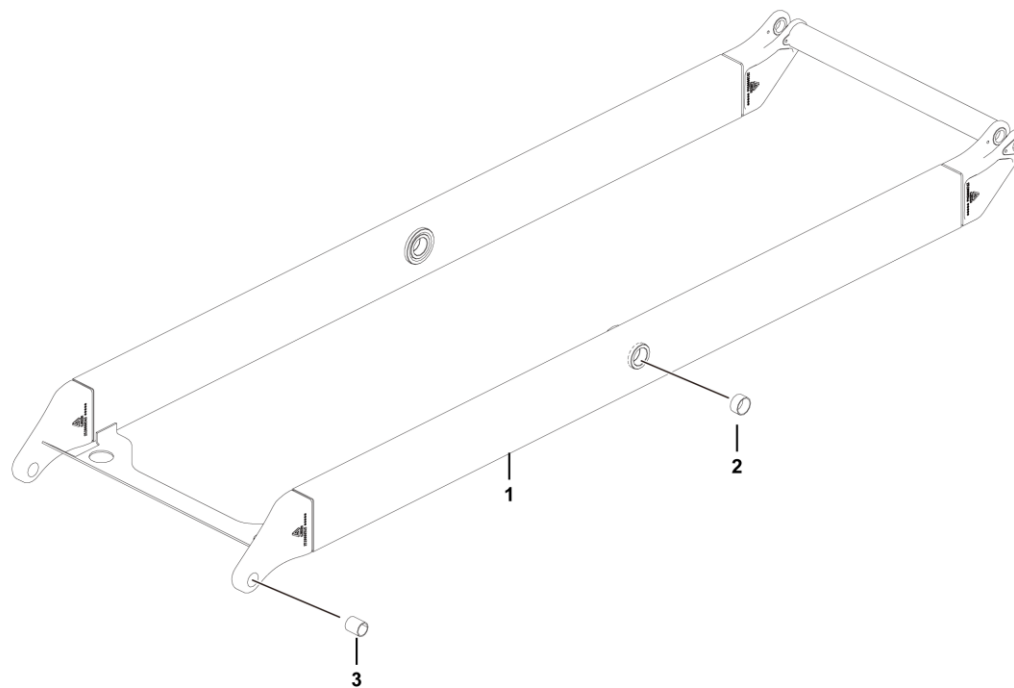


## Inner arm



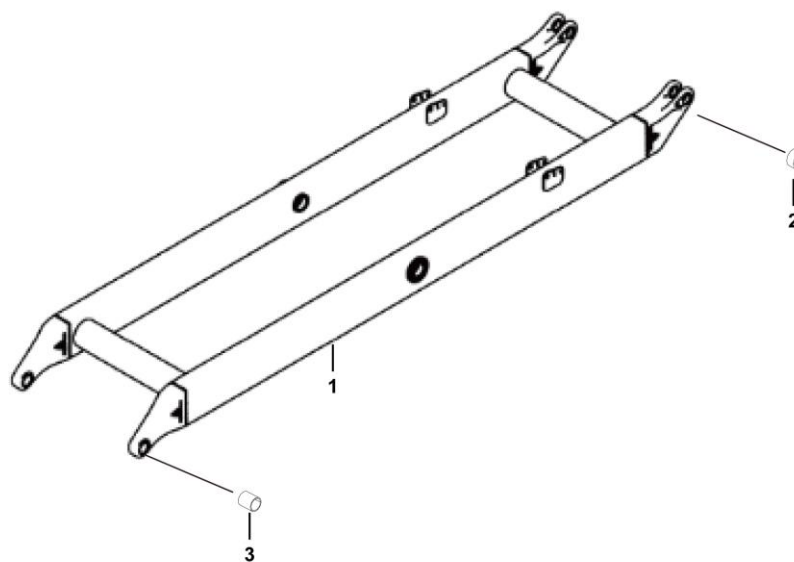
[illegible]

## Outer arm





## Inner arm





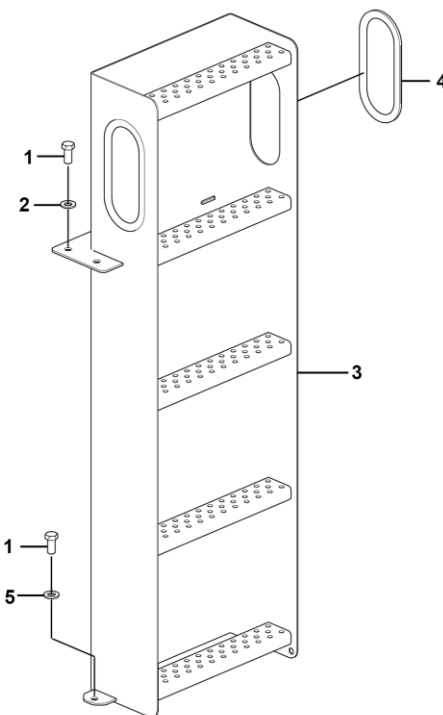


# I COVER ACCESSORY



**LINGONG GROUP JINAN HEAVY MACHINERY CO., LTD.**

## Covering accessory



I1700-2529001042.S



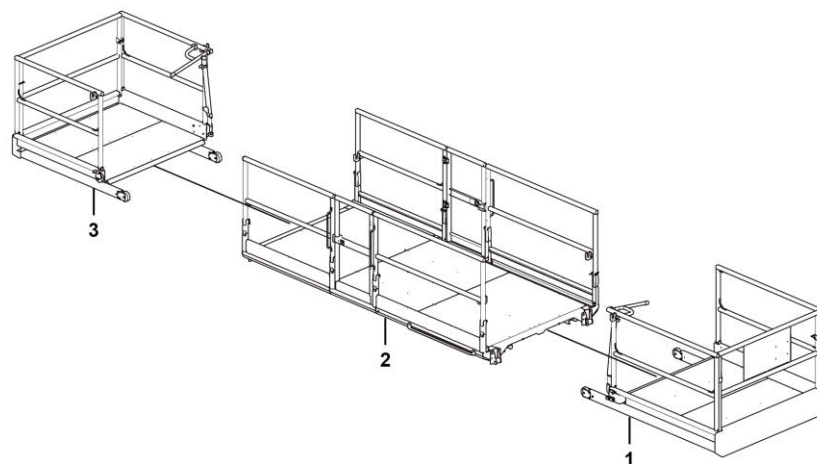


# **K PLATFORM ASSEMBLY**



**LINGONG GROUP JINAN HEAVY MACHINERY CO., LTD.**

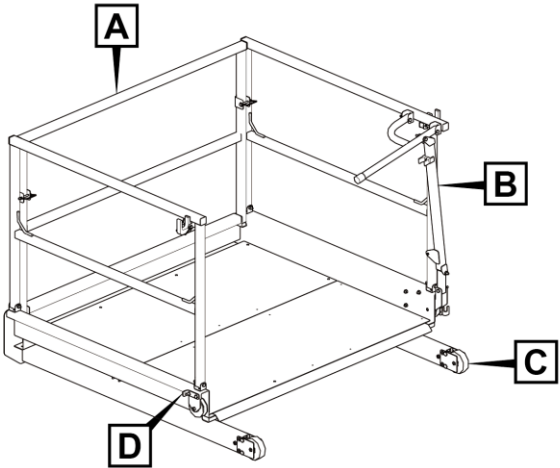
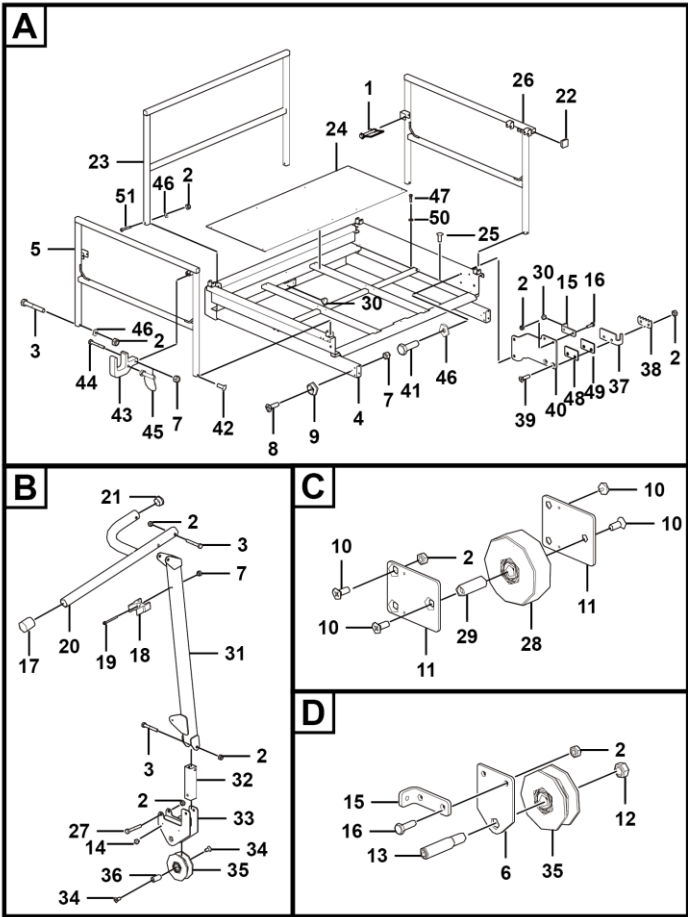
## Platform assembly



K2100-2521005027.S

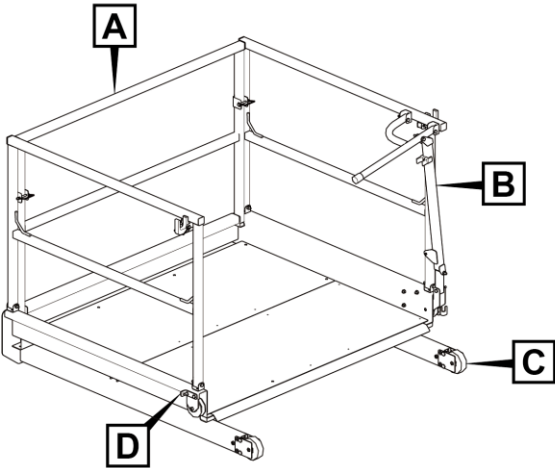
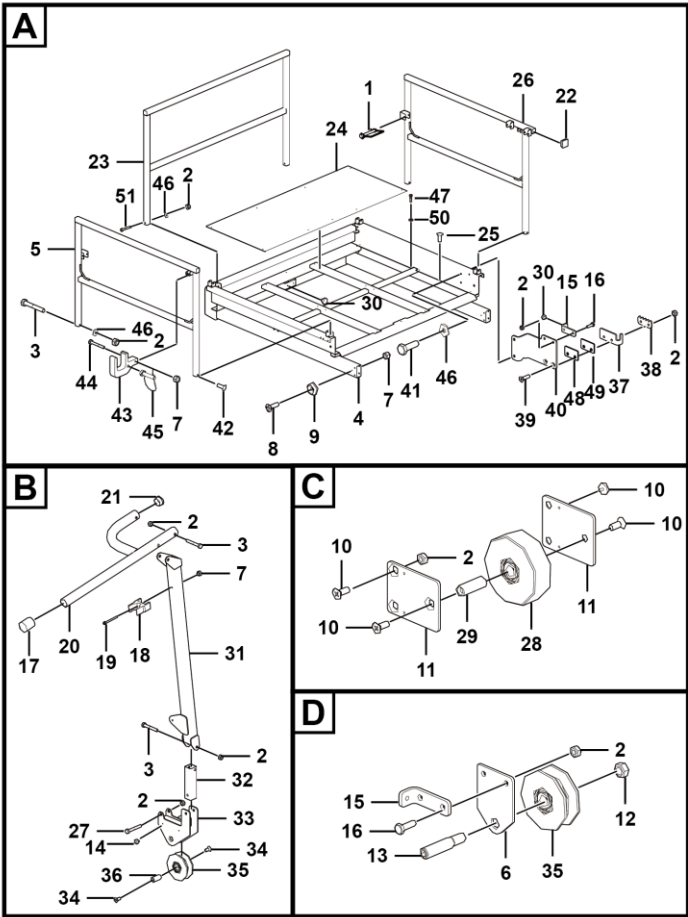


Rear extension platform assembly



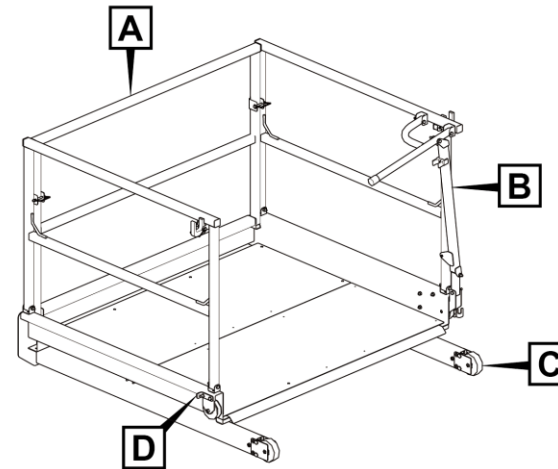
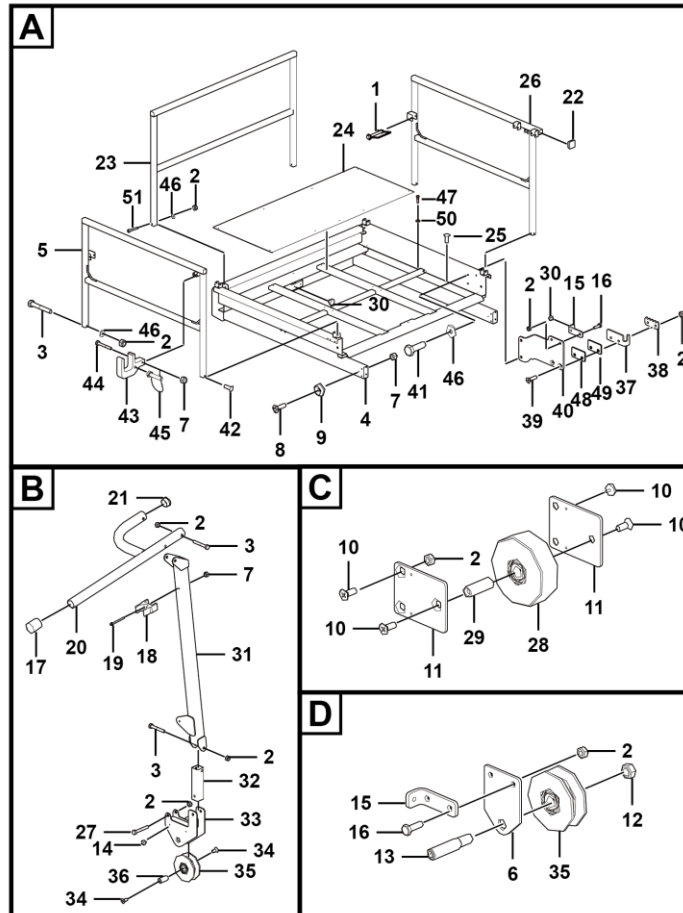
Key	Part No.	Description	Spare parts Y/N	Qty	Remarks
1	4190002586	Pin - square pin with lug 9.5*70	Y	2	
2	4013000189	Nut gb889.1-m10epzn-8	Y	28	
3	4011000497	Bolt gb5782-m10*65epzn-8.8	Y	9	
4	25210025393	Extension deck base plate	Y	1	
5	25210015942	Weldment, right rail, rear extension deck	Y	1	
6	25210005581	Mounting plate, fixed the wheel,	Y	1	
7	4013010300	Nut gb889.1-m6flznyc-8-480	Y	6	
8	4014010056	Screw gb70.3-m6*20epzn-8.8	Y	5	
9	25210005681	Foot pad, front extension platform	Y	5	
10	4014010066	Screw gb70.3-m10*25epzn-8.8	Y	12	
11	25210005691	Fixed plate, for wheel , front extension deck	Y	4	
12	4013000255	Nut gb889.1-m16epzn-8	Y	1	
13	25210005651	Shaft, m16*25.5	Y	1	
14	4190002362	Quick-loading foot pad ff-005-p4x8b	Y	5	
15	25210005591	Forming (stamping, etc.), limit plate, for fixing wheel	Y	2	
16	4011000084	Bolt gb5783-m10*30epzn-8.8	Y	4	
17	4190002359	Tapered sheath 497444	Y	1	
18	25210005611	Clamping plate, fixing pull rod, rear extension platform	Y	1	
19	4014010068	Bolt gb16674-m6*60epzn-8.8	Y	1	
20	25210005281	Weldment, handle, main platform	Y	1	
21	4190003663	Round pipe plug 111065	Y	2	
22	4190002358	Square pipe plug 111541	Y	6	

Rear extension platform assembly



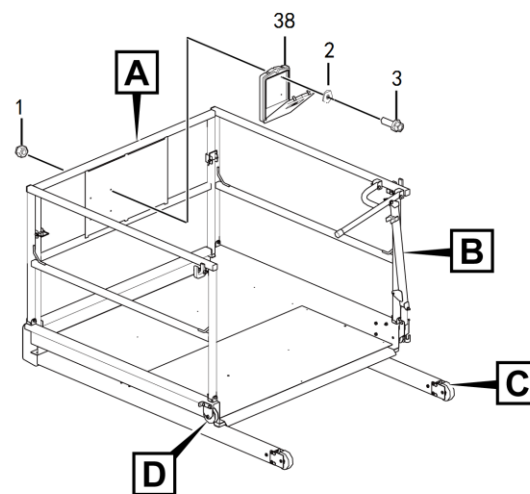
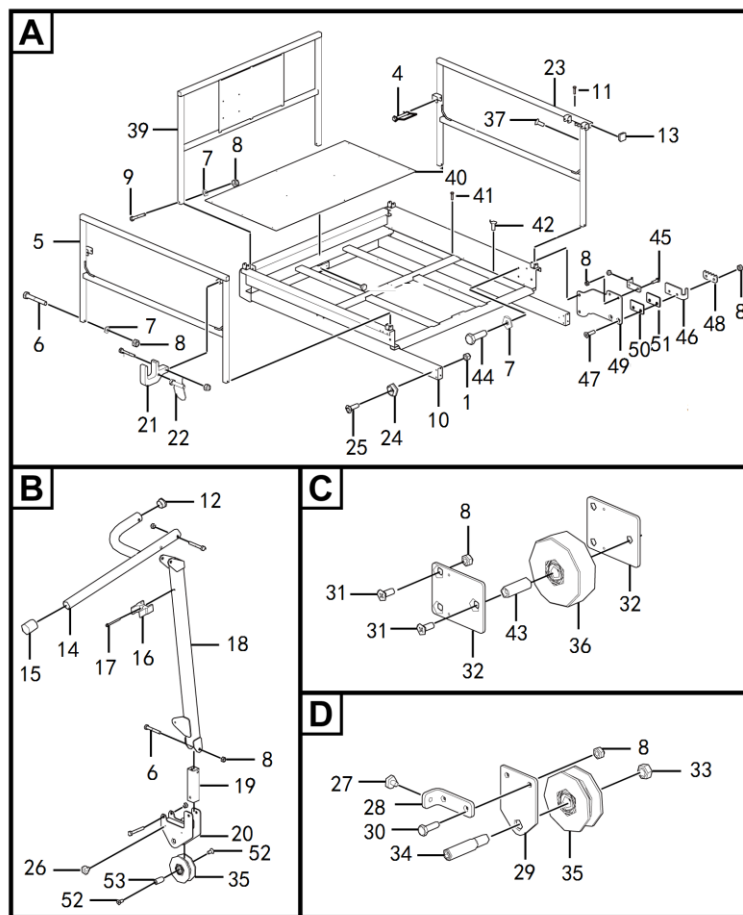
Key	Part No.	Description	Spare parts Y/N	Qty	Remarks
23	25210015931	Weldment, rail, rear extension deck	Y	1	
24	25210025401	Base plate,for protecting extension deck	Y	2	
25	4019010206	Break mandrel blind rivet gb12619-6×14	Y	8	
26	25210015912	Weldment, left rail,rear extension deck	Y	1	
27	4011000052	Bolt gb5782-m10*75epzn-8.8	Y	1	
28	25210025521	Roller , φ112.5	Y	2	
29	25210005671	Pipe,m10*50.5	Y	2	
30	4190002363	Rivet pin 462786	Y	4	
31	25210025532	Weldment, tie rod, suppor trail	Y	1	
32	25210005302	Connecting rod , for fixing wheel, rear extension deck	Y	1	
33	25210005571	Weldment,wheel bracket ,rear extension deck	Y	1	
34	4014010071	Screw gb70.3-m10*20epzn-8.8	Y	2	
35	25210025511	Plastic block, φ102	Y	2	
36	25210005661	Pipe,m10*35	Y	1	
37	25210005621	Forming (stamping, etc.), guide plate ,rear extension deck	Y	1	
38	25210005631	Toothed plate, fixing pull rod, rear extension platform	Y	1	
39	4014010234	Screw gb70.3-m10*40epzn-8.8	Y	2	
40	25210025431	Forming (stamping, etc.), fixed plate, for fixing tie rod,rear extension deck	Y	1	
41	4011000082	Bolt gb5783-m10*25epzn-8.8	Y	2	
42	4019010209	Break mandrel blind rivet gb12619-5*9	Y	4	
43	25210005791	Guide pad, left rail	Y	2	
44	4011010628	Bolt gb5782-m6*40epzn-8.8	Y	2	

## Rear extension platform assembly



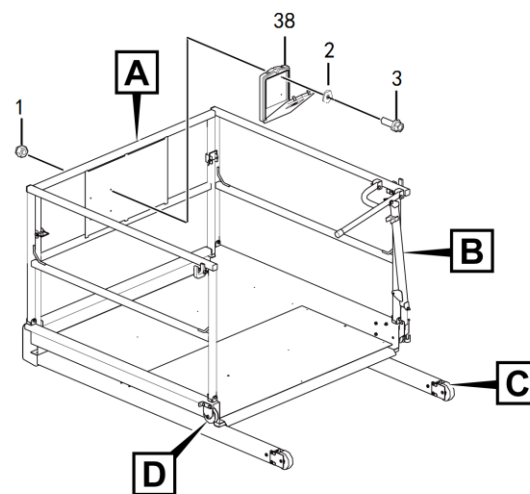
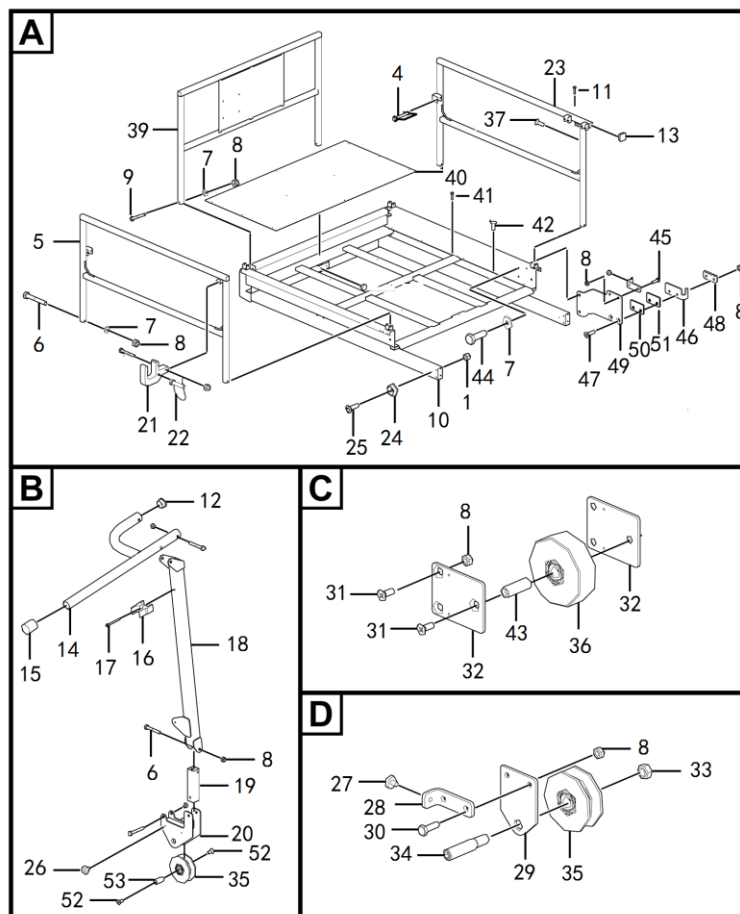


## Front extension platform assembly



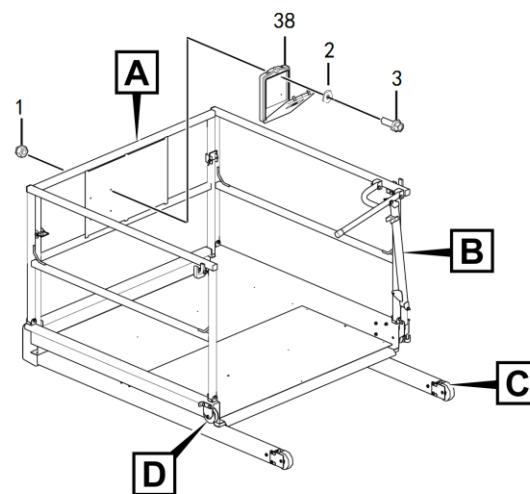
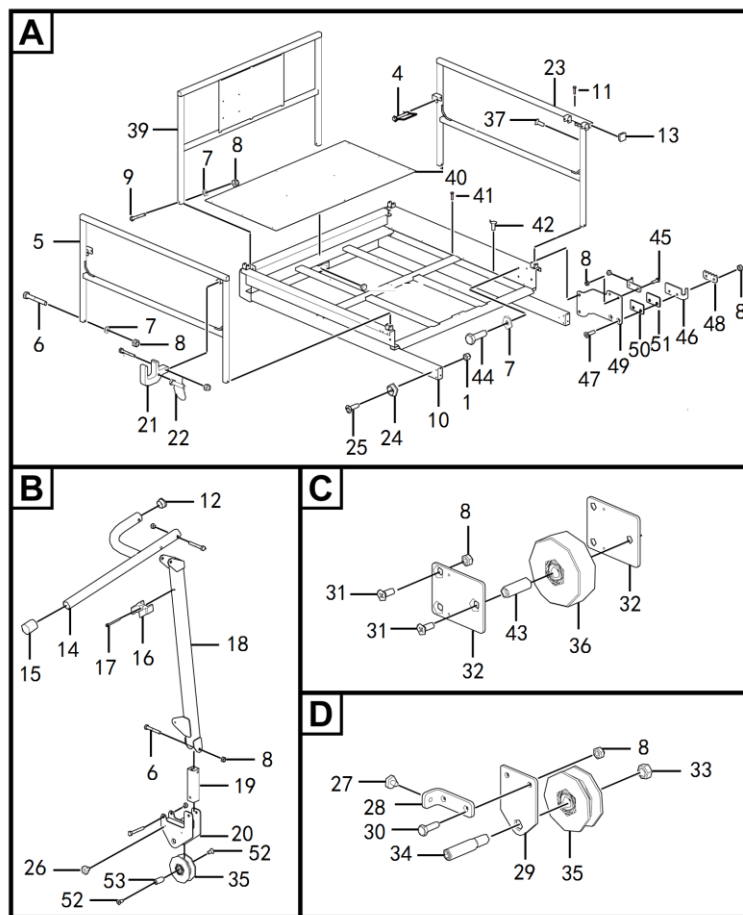
Key	Part No.	Description	Spare parts Y/N	Qty	Remarks
1	4013010300	Nut gb889.1-m6flznyc-8-480	Y	10	
2	4015010284	Washer gb97.1-6flznyc-480	Y	10	
3	4011010735	Bolt gb16674-m6*16flznyc-8.8-480	Y	4	
4	4190002586	Pin - square pin with lug 9.5*70	Y	2	
5	25210015892	Weldment, rail, front extension deck	Y	1	
6	4011010729	Bolt gb5782-m10*65flznyc-8.8-480	Y	9	
7	4015010339	Washer gb97.1-10flznyc-300hv-480	Y	28	
8	4013010296	Nut gb889.1-m10flznyc-8	Y	28	
9	4011010825	Bolt gb5782-m10*70flznyc-8.8	Y	2	
10	25210025453	Extension deck base plate	Y	1	
11	4011011076	Nut gb5782-m6*40flznyc-8.8-480	Y	2	
12	4190003663	Round pipe plug 111065	Y	2	
13	4190002358	Square pipe plug 111541	Y	6	
14	25210005281	Weldment,handle,main platform	Y	1	
15	4190002359	Tapered sheath 497444	Y	1	
16	25210005611	Clamping plate, fixing pull rod, rear extension platform	Y	1	
17	4011011185	Nut gb16674-m6*60flznyc-8.8-480	Y	1	
18	25210025532	Weldment, tie rod, suppor trail	Y	1	
19	25210005302	Connecting rod , for fixing wheel, rear extension deck	Y	1	
20	25210005571	Weldment,wheel bracket ,rear extension deck	Y	1	
21	25210005791	Guide pad, left rail	Y	2	
22	4190703678	Pin - d-type pin with lug 10 × 50, with 150mm chain	Y	2	

## Front extension platform assembly



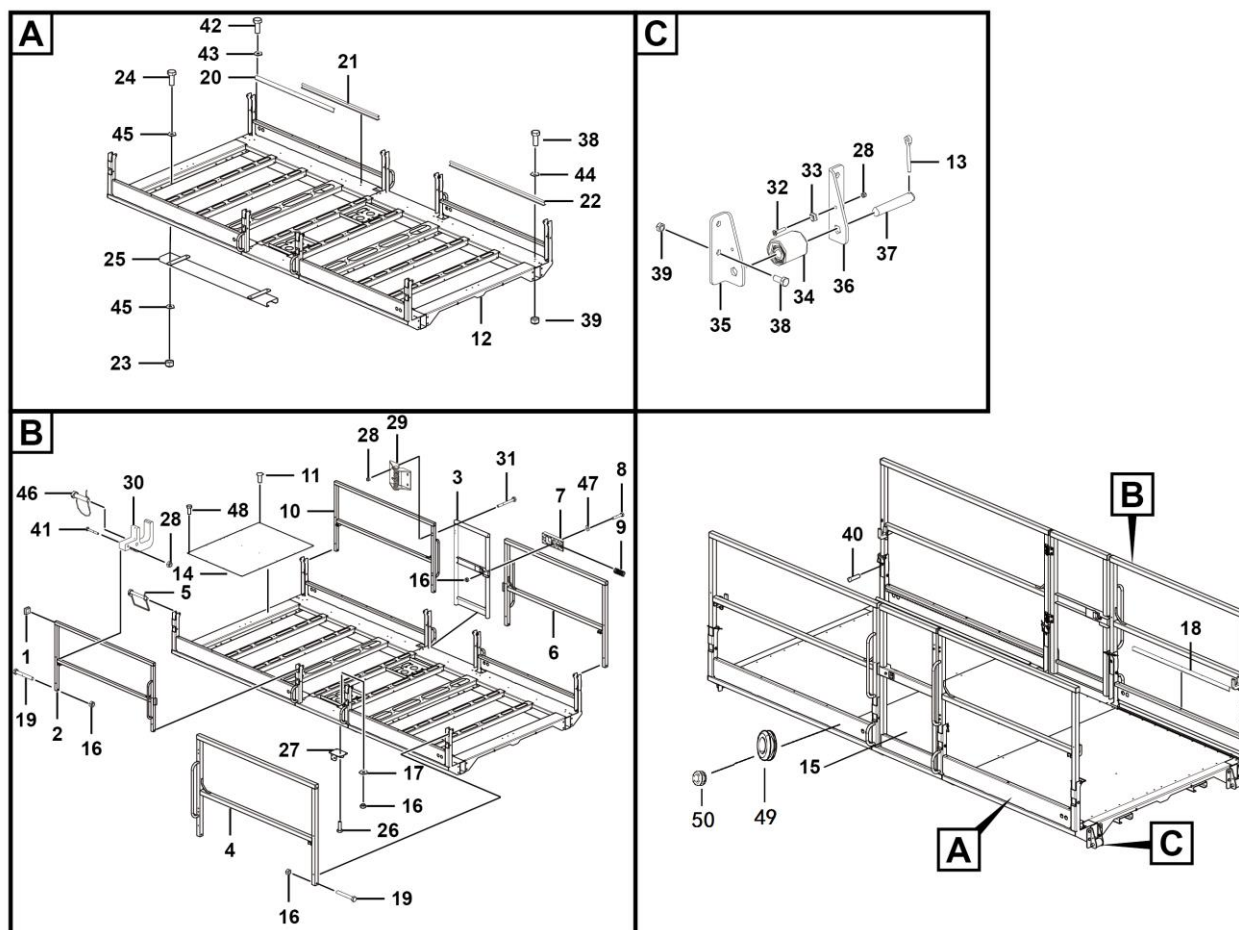
Key	Part No.	Description	Spare parts Y/N	Qty	Remarks
23	25210015922	Weldment, rail, rear extension deck	Y	1	
24	25210005681	Foot pad, front extension platform	Y	5	
25	4014010338	Screw gb70.3-m6*20flznyc-8.8-480	Y	5	
26	4190002362	Quick-loading foot pad ff-005-p4x8b	Y	5	
27	4190002363	Rivet pin 462786	Y	4	
28	25210005591	Forming (stamping, etc.), limit plate, for fixing wheel	Y	2	
29	25210005581	Mounting plate, fixed the wheel,	Y	1	
30	4011010707	Bolt gb5783-m10*30flznyc-8.8-480	Y	4	
31	4014010502	Screw gb70.3-m10*25flznyc-8.8-480	Y	12	
32	25210005691	Fixed plate, for wheel, front extension deck	Y	4	
33	4013010302	Bolt gb889.1-m16flznyc-8-480	Y	1	
34	25210005651	Shaft, m16*25.5	Y	1	
35	25210025511	Plastic block, $\phi 102$	Y	2	
36	25210025521	Roller, $\phi 112.5$	Y	2	
37	4019010209	Break mandrel blind rivet gb12619-5*9	Y	4	
38	25210000821	Manual box	Y	1	
39	25210015901	Weldment, rail, front extension deck	Y	1	
40	25210025461	Base plate, for protecting extension deck	Y	2	
41	4019010206	Break mandrel blind rivet gb12619-6x14	Y	16	
42	4014010627	Screw gb70.2-m6*16flznyc-8.8-480	Y	16	
43	25210005671	Pipe, m10*50.5	Y	2	
44	4011010724	Bolt gb5782-m10*75flznyc-8.8	Y	1	

## Front extension platform assembly





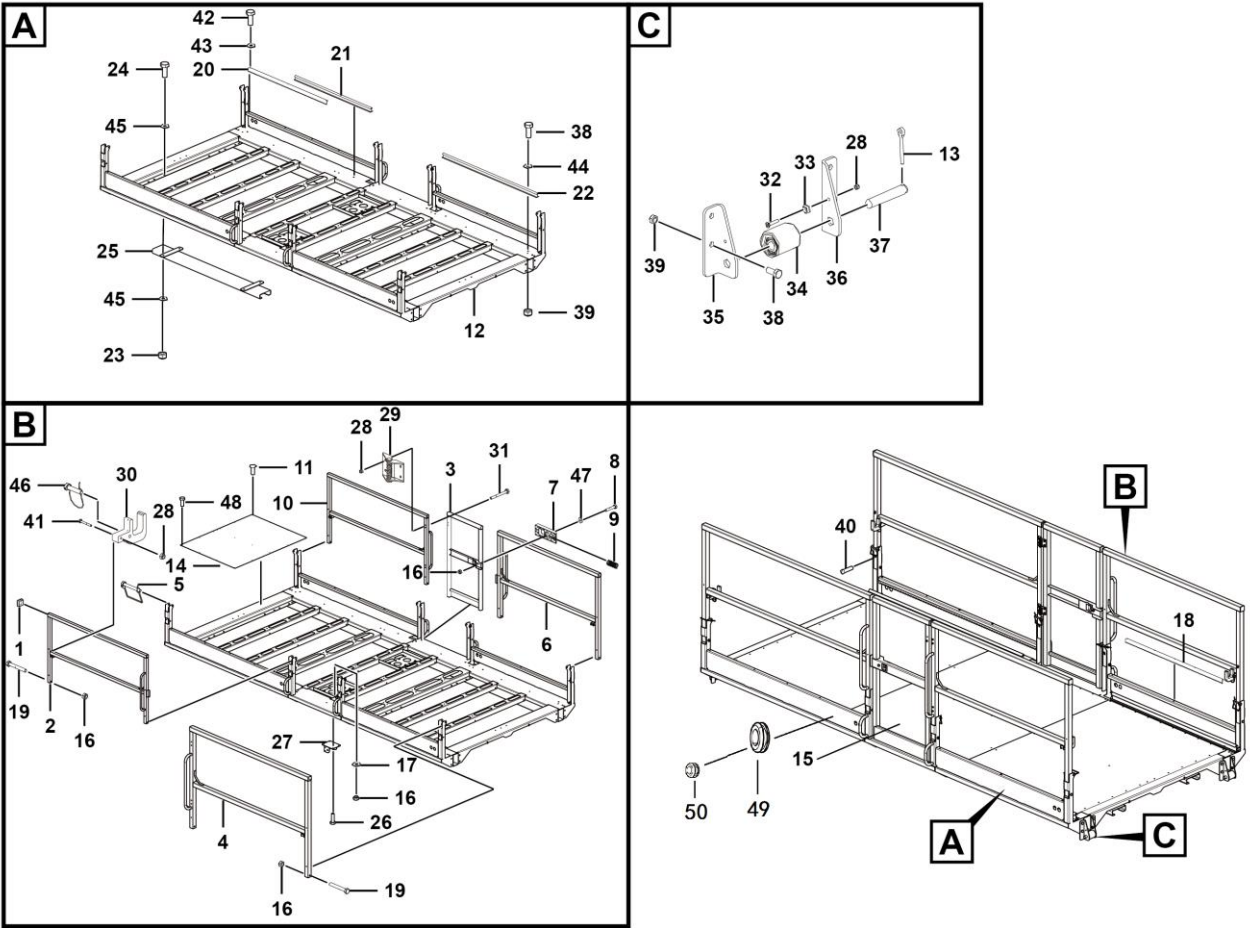
## Main platform



K2100-2521005026.S

Key	Part No.	Description	Spare parts Y/N	Qty	Remarks
1	4190002358	Square pipe plug 111541	Y	12	
2	25210050212	Right-behind guardrail	Y	1	
3	25210050172	Rotate door	Y	2	
4	25210050251	Right-front guardrail	N	1	
5	4190002586	Pin - square pin with lug 9.5*70	Y	8	
6	25210050242	Left-front guardrail	Y	1	
7	25210011051	Plastic block, platform gate	Y	2	
8	4011010741	Bolt gb5782-m10*55flznyc-8.8-480	Y	2	
9	25210002071	Spring 1.4*6*50	Y	2	
10	25210050201	Left-behind guardrail	Y	1	
11	4019010206	Break mandrel blind rivet gb12619-6x14	Y	70	
12	25210050113	Weld main deck	Y	1	
13	25210006461	Shaft -6, 6.5*60	Y	4	
14	25210033971	Weldment, main platform deck	Y	2	
15	25210050141	Plate	N	1	
16	4013010372	Nut gb889.1-m10flznyc-8-480	Y	18	
17	4015010279	Washer gb97.1-10flznyc-480	Y	16	
18	25210024771	Forming (stamping, etc.), toothed plate 2, protecting rail, main platform	Y	1	
19	4011010825	Bolt gb5782-m10*70flznyc-8.8	Y	8	
20	25210024761	Forming (stamping, etc.), toothed plate 1, protecting rail, main platform	Y	1	
21	25210005461	Guide rail 2, main platform	Y	2	
22	25210005471	Guide rail 1, main platform	Y	2	

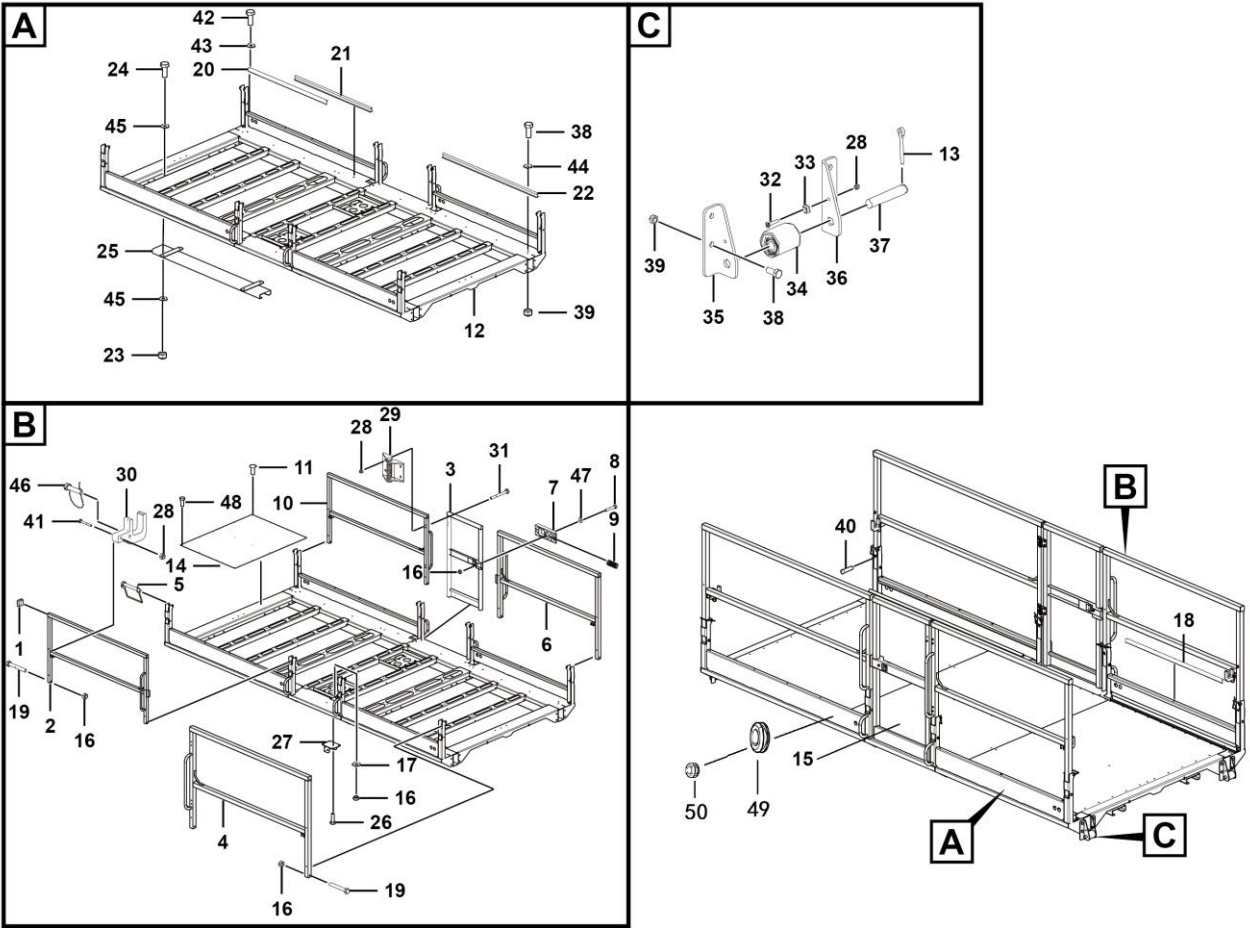
Main platform



K2100-2521005026.S

Key	Part No.	Description	Spare parts Y/N	Qty	Remarks
23	4013010301	Nut gb889.1-m12flznyc-8-480	Y	32	
24	4011010978	Bolt gb5783-m12*30flznyc-8.8-480	Y	32	
25	25210041601	Slide welding	Y	4	
26	4011010707	Bolt gb5783-m10*30flznyc-8.8-480	Y	8	
27	25210005541	Weldment, fork fixed seat , fork	Y	2	
28	4013010299	Nut gb889.1-m6flznyc-8	Y	41	
29	4190001525	Spring hinge x022	Y	4	
30	25210005791	Guide pad, left rail	Y	4	
31	4011010920	Bolt gb5782-m6*55flznyc-8.8-480	Y	16	
32	4014010129	Screw gb70.3-m6*30flznyc-8.8-480	Y	4	
33	25210005681	Foot pad, front extension platform	Y	4	
34	25210016621	Weldment, wheel,φ57,main platform	Y	4	
35	25210005811	Forming (stamping, etc.), wheel fixed plate, main platform	Y	4	
36	25210005551	Forming (stamping, etc.), wheel fixed plate, main platform	Y	4	
37	25210005821	Pin , φ20*105	Y	4	
38	4011010711	Bolt gb5783-m8*20flznyc-8.8-480	Y	8	
39	4013010297	Nut gb889.1-m8flznyc-8-480	Y	8	
40	4019010209	Break mandrel blind rivet gb12619-5*9	Y	12	
41	4011011076	Nut gb5782-m6*40flznyc-8.8-480	Y	4	
42	4011010731	Bolt gb5783-m6*25flznyc-8.8-480	Y	8	
43	4015010284	Washer gb97.1-6flznyc-480	Y	45	
44	4015010280	Washer gb97.1-8flznyc-480	Y	8	

Main platform



K2100-2521005026.S

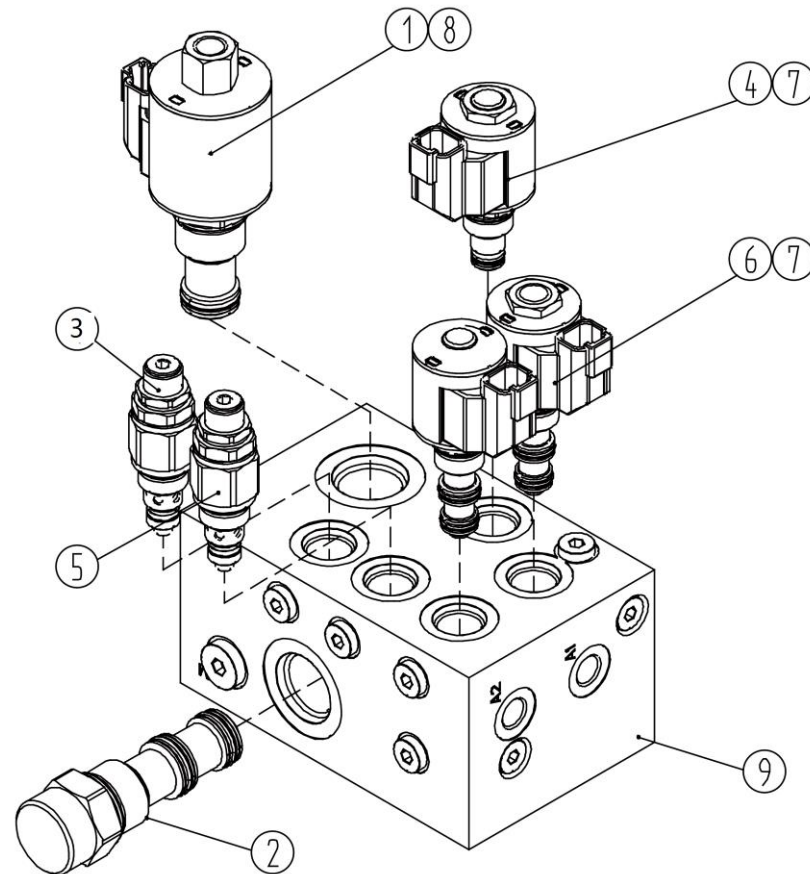
Key	Part No.	Description	Spare parts Y/N	Qty	Remarks
45	4015010340	Washer gb97.1-12flznyc-300hv-480	Y	32	
46	4190703678	Pin - d-type pin with lug 10 × 50, with 150mm chain	Y	4	
47	4015010278	Washer gb96.1-10flznyc-480	Y	12	
48	4011011078	Bolts	Y	13	
49	4190703908	Standard grommet 498055	Y	1	
50	4019010270	Drum plug sr 1011-12791	Y	2	



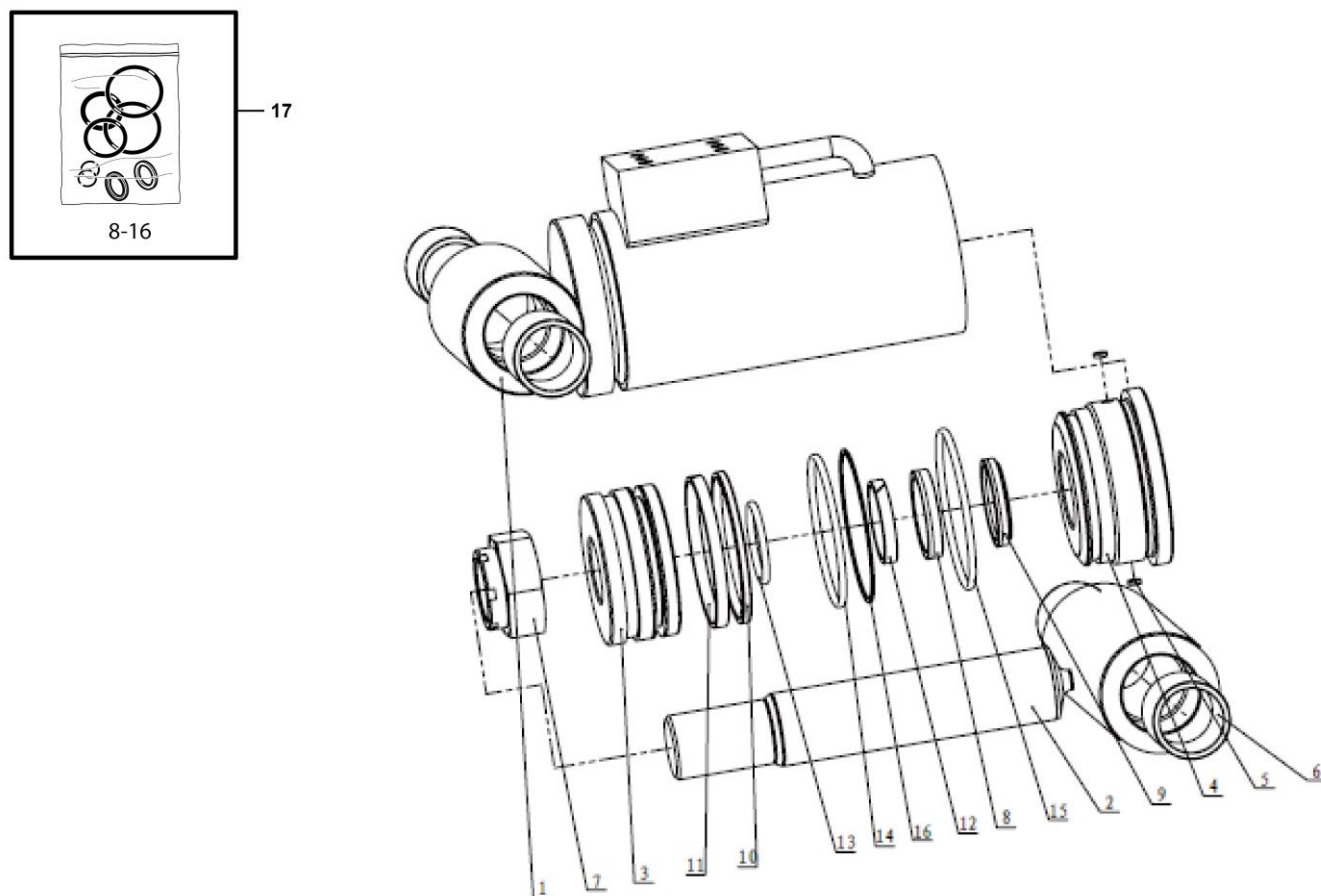
# **L HYDRAULIC SYSTEM**



**LINGONG GROUP JINAN HEAVY MACHINERY CO., LTD.**

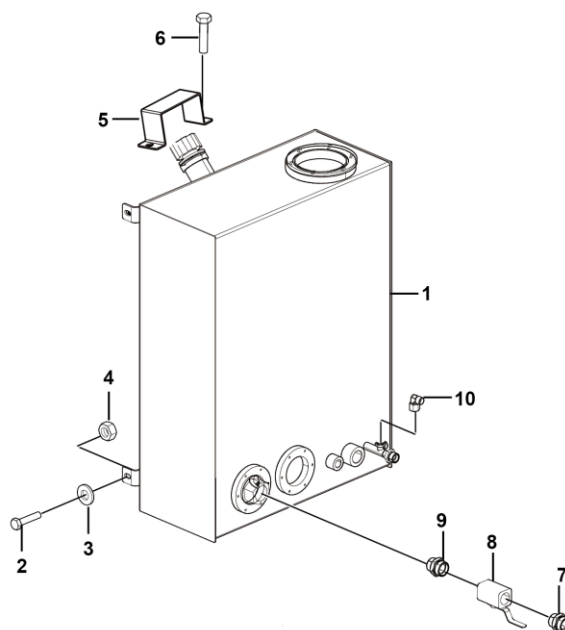
**Floating control valve st4312-ab00**



**Floating cylinder045012b300**

Key	Part No.	Description	Spare parts Y/N	Qty	Remarks
1	4120001578002	Cylinder tube assembly 24a330701	Y	1	
2	4120001578003	Piston rod assembly 170512c300	Y	1	
3	4120001578004	Piston 171150a303	Y	1	
4	4120001578005	Guide sleeve 171412a300	Y	1	
5	4120703766018	Locking tab 166301a100	Y	2	
6	4120705183007	Self-lubricating composite bearing 272199c052	Y	4	
7	4120001578006	All-metal locknut 264761t001	Y	1	
8	4120001578007	Rod dynamic seal 280105b029	Y	1	
9	4120001578008	Scraper seal280402b020	Y	1	
10	4120001578009	Glyd ring 280203b049	Y	1	
11	4120001578010	Support ring for hole280503t030	Y	1	
12	4120001578011	Support ring for shaft280505t046	Y	1	
13	4120001578012	O-ring 280702a013	Y	1	
14	4120001578013	O-ring 280702a022	Y	1	
15	4120704843012	O-ring 280702a023	N	1	
16	4120001578014	Snap ring for hole280802f006	Y	1	
17	4120001578015	Cylinder sealing kit 045012b300-sk01	Y	1	

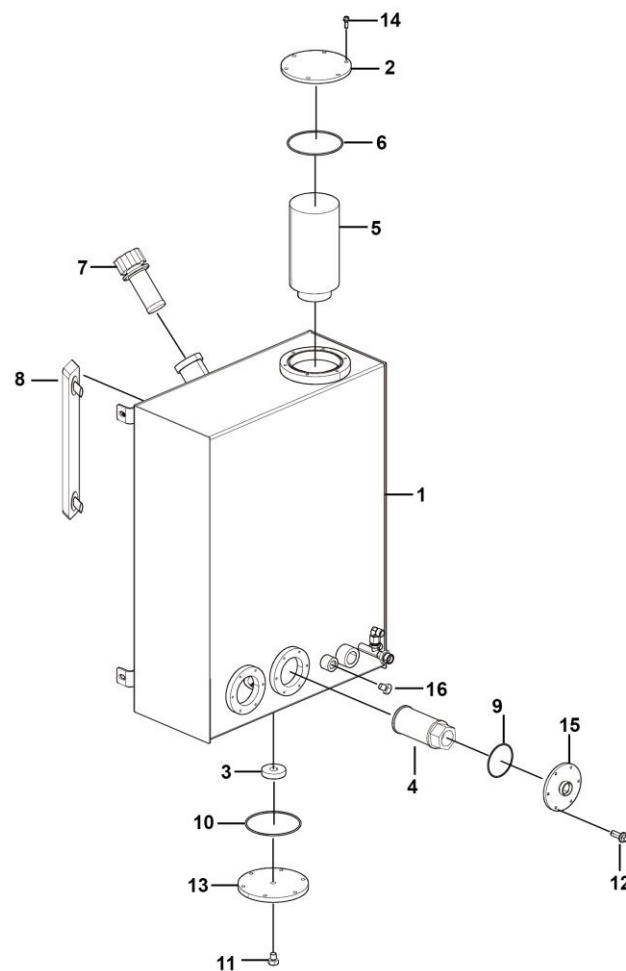
## Hydraulic tank assembly



L2200-2510000335.S

Key	Part No.	Description	Spare parts Y/N	Qty	Remarks
1	25100003341	Tank distribution assembly	N	1	
2	4011010707	Bolt gb5783-m10*30flznyc-8.8-480	Y	3	
3	4015010339	Washer gb97.1-10flznyc-300hv-480	Y	3	
4	4013010290	Nut gb6170-m10flznyc-8-480	Y	3	
5	25100003302	Forming (stamping, etc.), cleaner guard plate,	Y	1	
6	4011011061	Bolt gb16674-m5*16flznyc-8.8-480	Y	2	
7	4120704908	Straight fitting ge28lredomdcf	Y	2	
8	4120002091	Ball valve 3pc-q11f-16-1"	Y	2	
9	4190002889	Straight fitting ege28lred	Y	2	
10	4129900314	Fitting ew12lomda3c	Y	2	

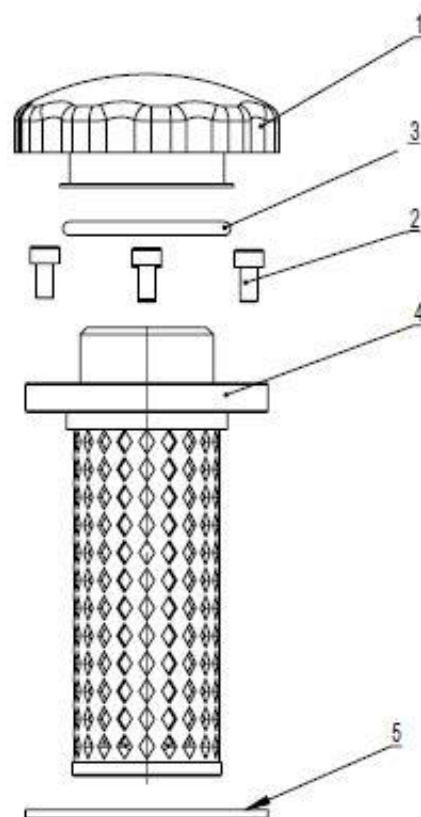
## Tank distribution assembly



L2200-2510000334.S

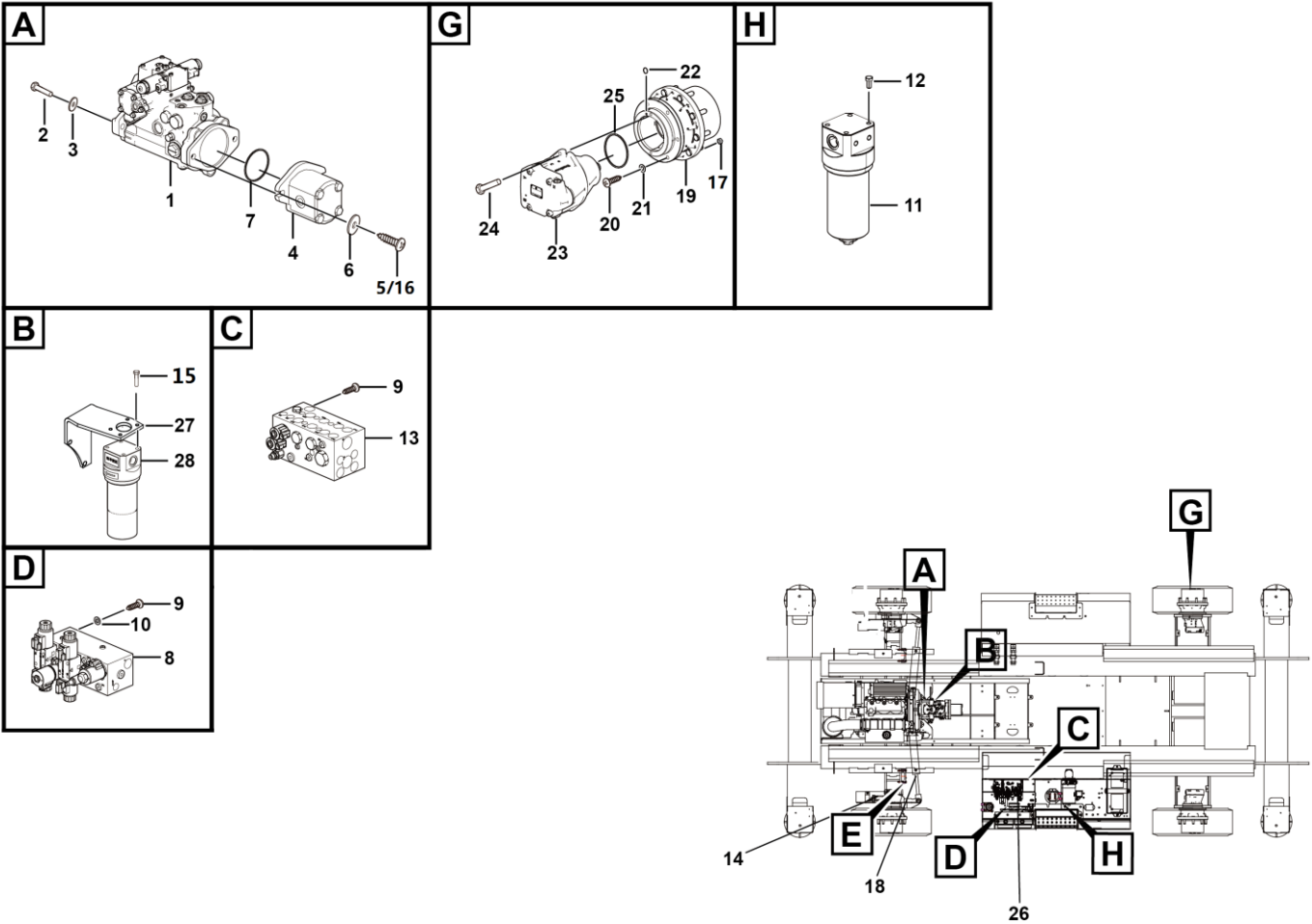
Key	Part No.	Description	Spare parts Y/N	Qty	Remarks
1	25100003331	Weldment,tank weldment	N	1	
2	25100000751	Weldment,oil tank cover	Y	1	
3	4120000669	Ring magnet lg03-ct58*20*13	Y	1	
4	4120001891	Suction filter wu-100*180-j	Y	2	
5	4120000304	Oil return filter element	Y	1	
6	4030000633	O-ring gb3452.1-128*3.55g	Y	2	
7	4120001427	Air cleaner ef2-32	Y	1	
8	4120706260	Level gauge ywz-350t	Y	1	
9	4030000472	O-ring gb3452.1-80.0*2.65g	Y	2	
10	4041000767	O-ring lgb168-11124	Y	1	
11	4041000774	Plug lgb135-01422	Y	1	
12	4011010735	Bolt gb16674-m6*16flznyc-8.8-480	Y	12	
13	27160105801	Drain flange, φ170	Y	1	
14	4011010966	Bolt gb16674-m8*20flznyc-8.8-480	Y	12	
15	25100000211	Weldment, suction flange assembly	Y	2	
16	4120001371	Plug 4bn-08wd	Y	1	

## Air filter assembly



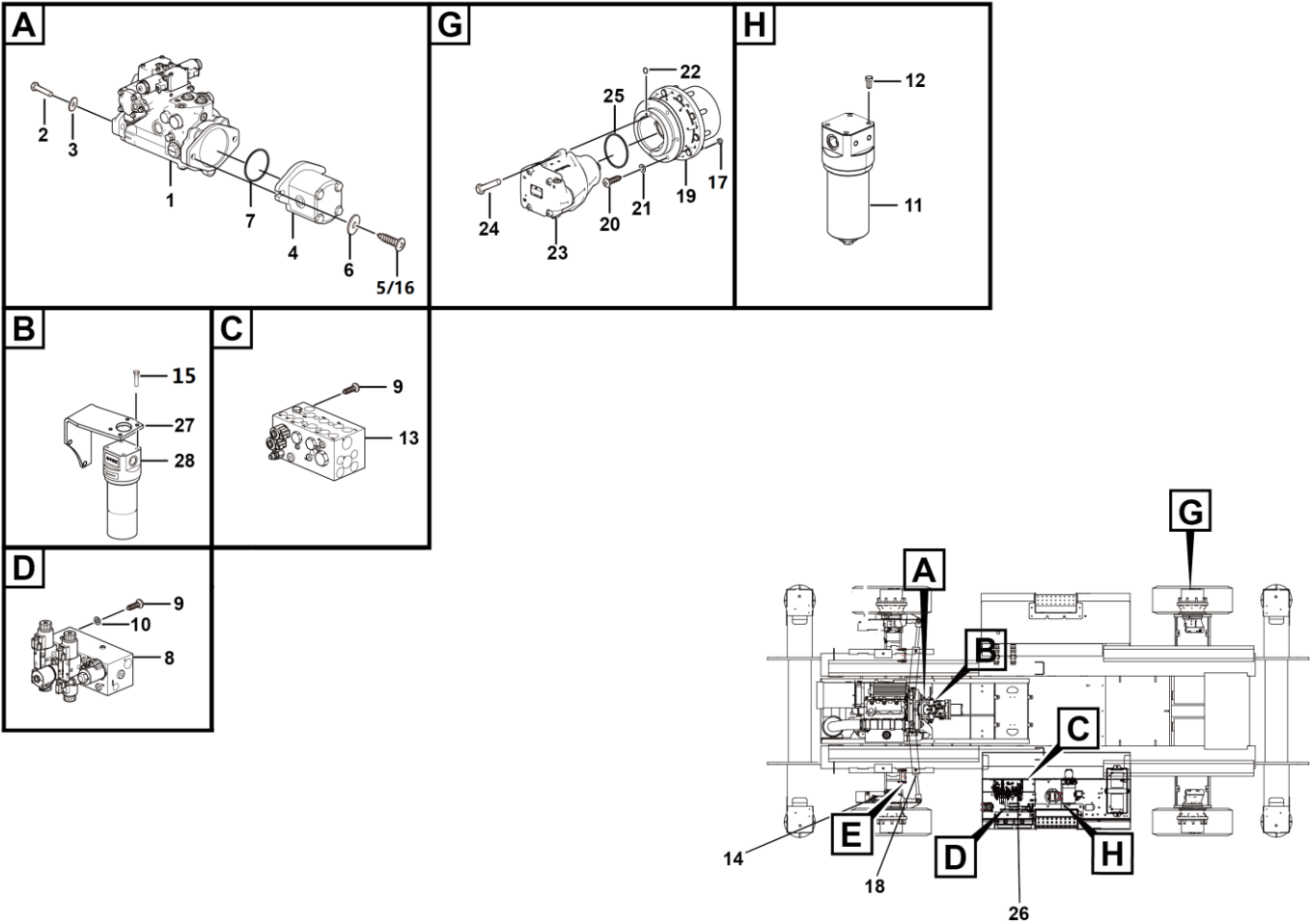
[illegible]

Drive hydraulic assembly



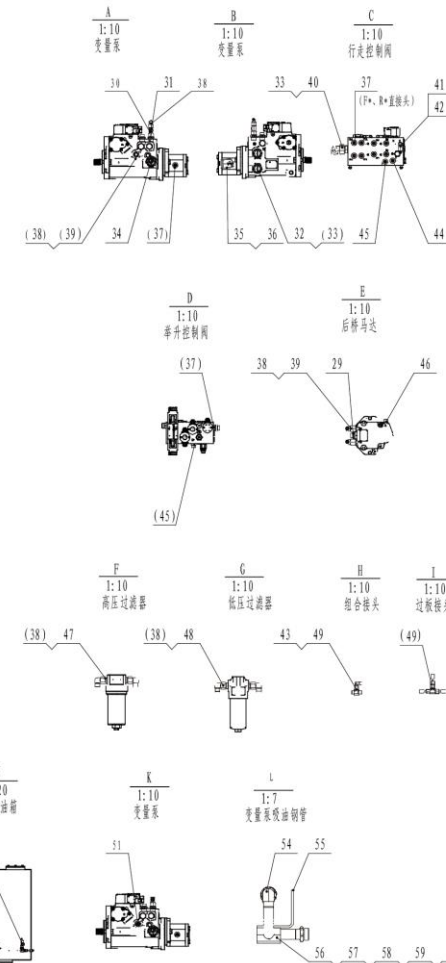
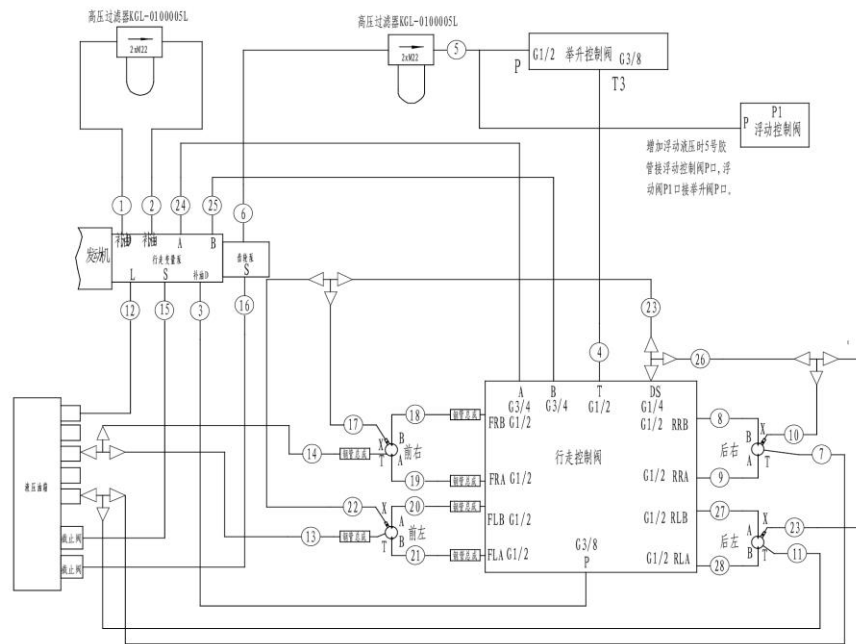
Key	Part No.	Description	Spare parts Y/N	Qty	Remarks
1	4120001425	Walking variable displacement pump	Y	1	
2	4011011161	Bolt gb16674-m12*45flznyc-12.9-480	Y	2	
3	4015010297	Washer gb1230-12-45	Y	10	
4	4120001574	Gear pump	Y	1	
5	4014010064	Screw 1/2-13unc-2a*30-10.9	Y	1	
6	4015010340	Washer gb97.1-12flznyc-300hv-480	Y	2	
7	4120001880	O-ring 94.97*1.75	Y	1	
8	4120704890	Lift control valve st5195-ab00	Y	1	
9	4011010966	Bolt gb16674-m8*20flznyc-8.8-480	Y	8	
10	4015010280	Washer gb97.1-8flznyc-480	Y	4	
11	4120001428	High-pressure filter kglb-0080005l	Y	1	
12	4011010964	Bolt gb16674-m8*16flznyc-8.8-480	Y	4	
13	4120704891	Travel control valvest5196-ab00	Y	1	
14	25070005971	Front motor steel pipe assembly, motor	Y	1	
15	4011010757	Bolt gb16674-m6*20flznyc-8.8	Y	4	
16	4014010591	Screw 1/2-13unc-2a*1-1/2flznyc-10.9-480	Y	1	
17	25070004001	Ansi hexagon cone nut 5/8-18unf	Y	1	
18	4120706355	Steer cylinder 50*25*301*540	Y	2	
19	4120703167	Driving reducer	Y	4	
20	4014010078	Screw 5/8-11unf-2b*1.5\inch-10.9	Y	24	
21	4015010342	Washer gb97.1-16flznyc-300hv-480	Y	24	
22	4120002452	O-ring as568-6.07*1.78	Y	4	

Drive hydraulic assembly



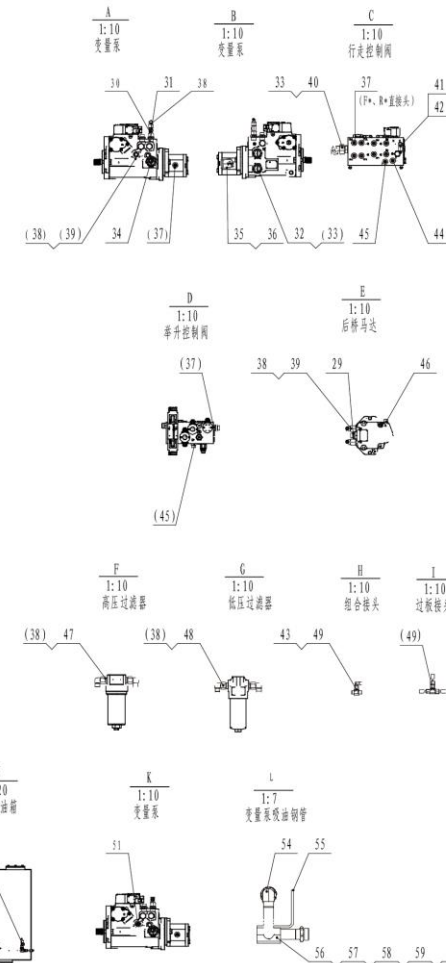
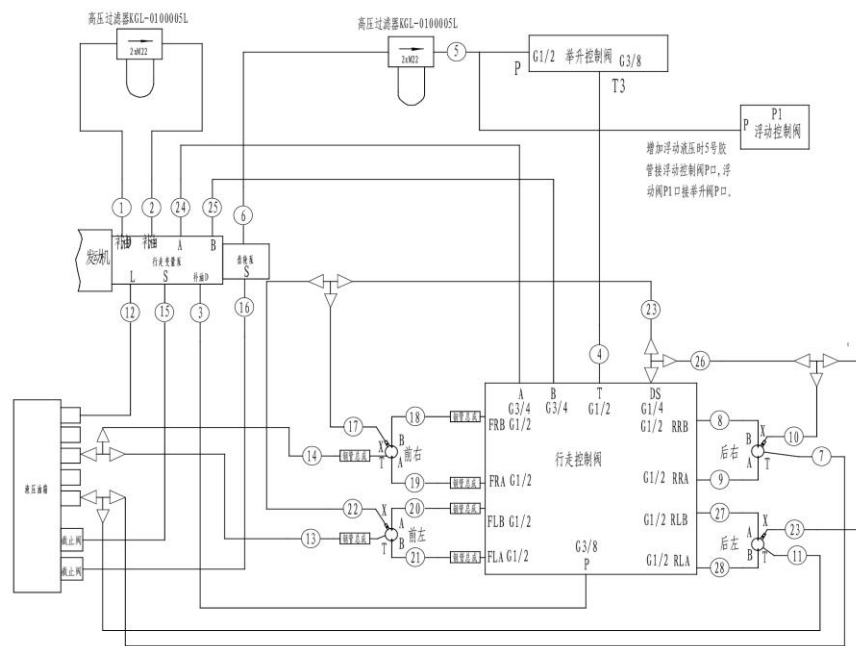
Key	Part No.	Description	Spare parts Y/N	Qty	Remarks
23	4120001570	Drive motor	Y	4	
24	4011010516	Bolt 7/16-14unc-2b*30-10.9	Y	8	
25	4120001881	O-ring 120.3*2.62	Y	4	
26	25070005961	Pipe layout diagram of traveling hydraulic system	N	1	
27	25070005923	Forming (stamping, etc.)	Y	1	
28	4120704833	Pipeline filter kgI-0100005I	Y	1	

## Traveling hydraulic system layout diagram assembly



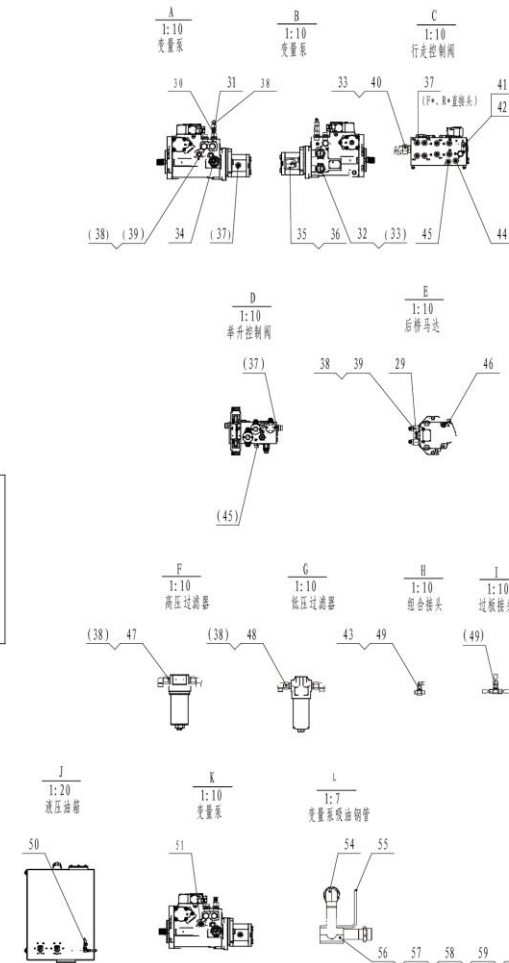
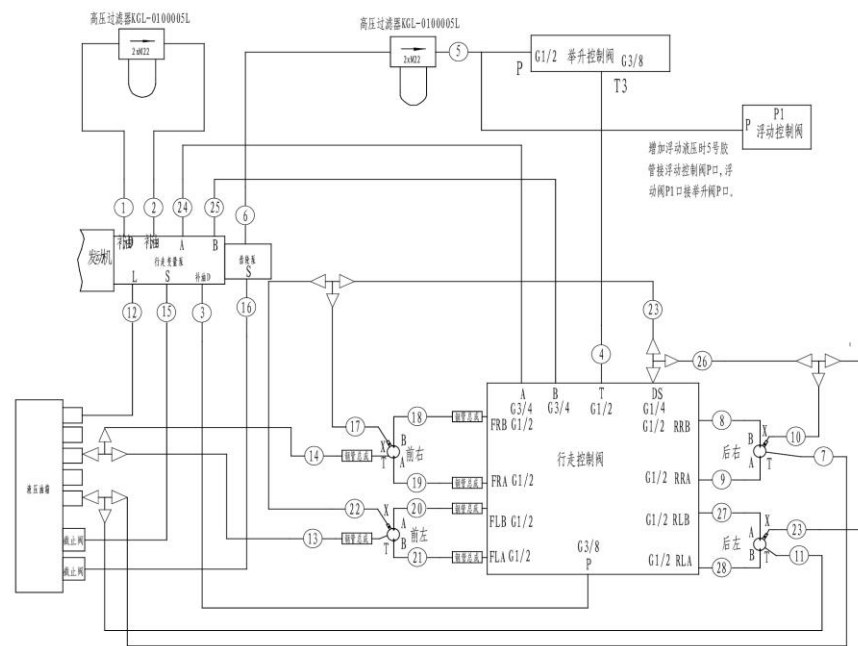
Key	Part No.	Description	Spare parts Y/N	Qty	Remarks
1	4120706190	Hose fc402cacf151508-380-fsf-240, traveling variable displacement pump-filter	Y	1	
2	4120706191	Hose fc402caca151508-500-fsf-370, traveling variable displacement pump-filter	Y	1	
3	4120706485	Pipe fc402caca151206-4200	Y	1	
4	4120705687	Hose fc402caca121206-650, floating control valve-lifting control valve	Y	1	
5	4120706199	Hose f471tccacf151508-900, floating control valve-filter	Y	1	
6	4120706200	Hose f471tccacf151508-4200-fsf-250, gear pump-filter	Y	1	
7	4120704934	Hose fc402cacf121206-2050, traveling motor-hydraulic oil tank	Y	1	
8	4120704935	Motor hose f471tccaca151508-3450 , travel motor-travel control valve	Y	1	
9	4120704936	Motor hose f471tccaca151508-3400 , travel motor-travel control valve	Y	1	
10	4120704937	Hosefc402cacf080804-1500 , travel motor	Y	1	
11	4120704938	Hose fc402cacf121206-2500, traveling motor-hydraulic oil tank	Y	1	
12	4120706205	Hose fc402caca151508-3600-fsf-400, traveling variable displacement pump-hydraulic oil tank	Y	1	
13	4120704940	Hose fc402caca121206-3040, hydraulic oil tank	Y	1	
14	4120704941	Hose fc402cacf121206-2550, hydraulic oil tank	Y	1	
15	4120704942	Hose 20411-36-16*osd150-16*3250, traveling variable displacement pump-hydraulic oil tank	Y	1	
16	4120704943	Hose 20411-36-16*osd150-16*3050, gear pump-hydraulic oil tank	Y	1	
17	4120704970	Hosefc402caca080804-2200 , travel motor	Y	1	
18	4120704944	Motor hose f471tccaca151508-3030 , travel motor	Y	1	
19	4120704945	Motor hose f471tccaca151508-3040 , travel motor	Y	1	
20	4120704946	Motor hose f471tccaca151508-2600 , travel motor	Y	1	
21	4120704947	Motor hose f471tccaca151508-2630 , travel motor	Y	1	
22	4120704871	Hosefc402caca080804-1700 , travel motor	Y	1	

## Traveling hydraulic system layout diagram assembly



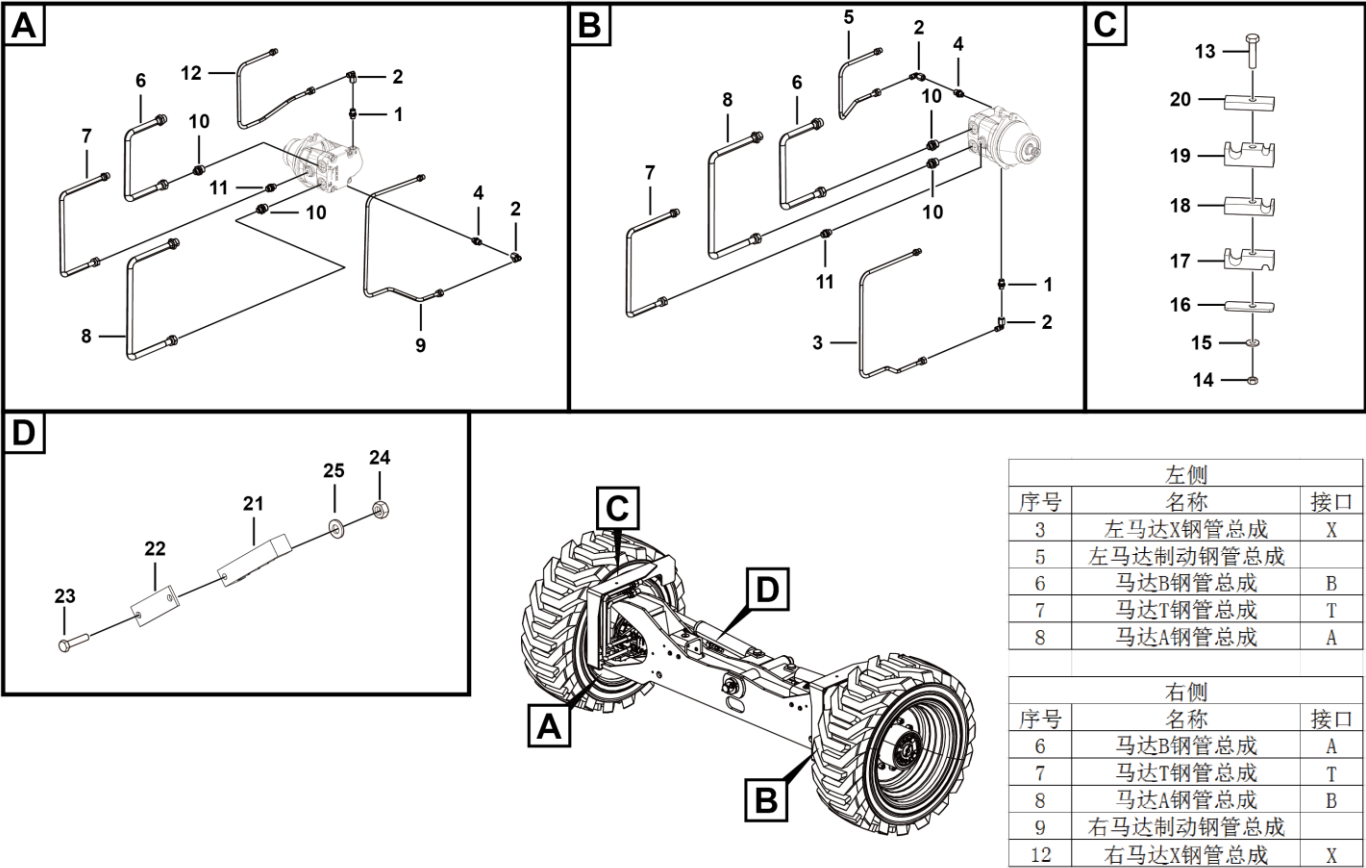
Key	Part No.	Description	Spare parts Y/N	Qty	Remarks
23	4120705924	Hosefc402cacf080804-1050 , travel control valve	Y	2	
24	4120704965	Motor hose f771c9c9202012-3750, traveling variable displacement pump-traveling control valve	Y	1	
25	4120704966	Motor hose f771c9c9202012-3740, traveling variable displacement pump-traveling control valve	Y	1	
26	4120704928	Hosefc402caca080804-1500 , travel control valve	Y	1	
27	4120704948	Motor hose f471tccaca151508-2620 , travel motor-travel control valve	Y	1	
28	4120704967	Motor hose f471tccaca151508-2640 , travel motor-travel control valve	Y	1	
29	4120001163	Fitting ge12l3/4unfomdcf	Y	2	
30	4120000622	Joint	Y	1	
31	4120001160	Fitting ge15l7/8unfomdcf	Y	2	
32	4120704956	Fitting, hydraulic ge20s15/16unomdcf	Y	2	
33	4120704957	Right-angle fitting ew20somdcf	Y	4	
34	4120704958	Fitting, hydraulic ge20s15/18unomdcf	Y	1	
35	4120000534	Transition fitting ew28lomda3c	Y	1	
36	4120704907	Fitting ge28lr3/4edomdcf	Y	1	
37	4120002235	Fitting ge15lredomdcf	Y	10	
38	4190000699	Fitting ew15lomda3c	Y	10	
39	4120704959	Fitting, hydraulic ge15l11-16unomdcf	Y	5	
40	4120704960	Fitting, hydraulic ge20s15/17unomdcf	Y	2	
41	4120001170	Fitting ge08lredomdcf	Y	1	
42	4190000208	Tee fitting el08lomda3c	Y	1	
43	4190000698	Fitting ew08lomda3c	Y	1	
44	4120001373	Fitting ge12lr1/2edomdcf	Y	1	

### Traveling hydraulic system layout diagram assembly



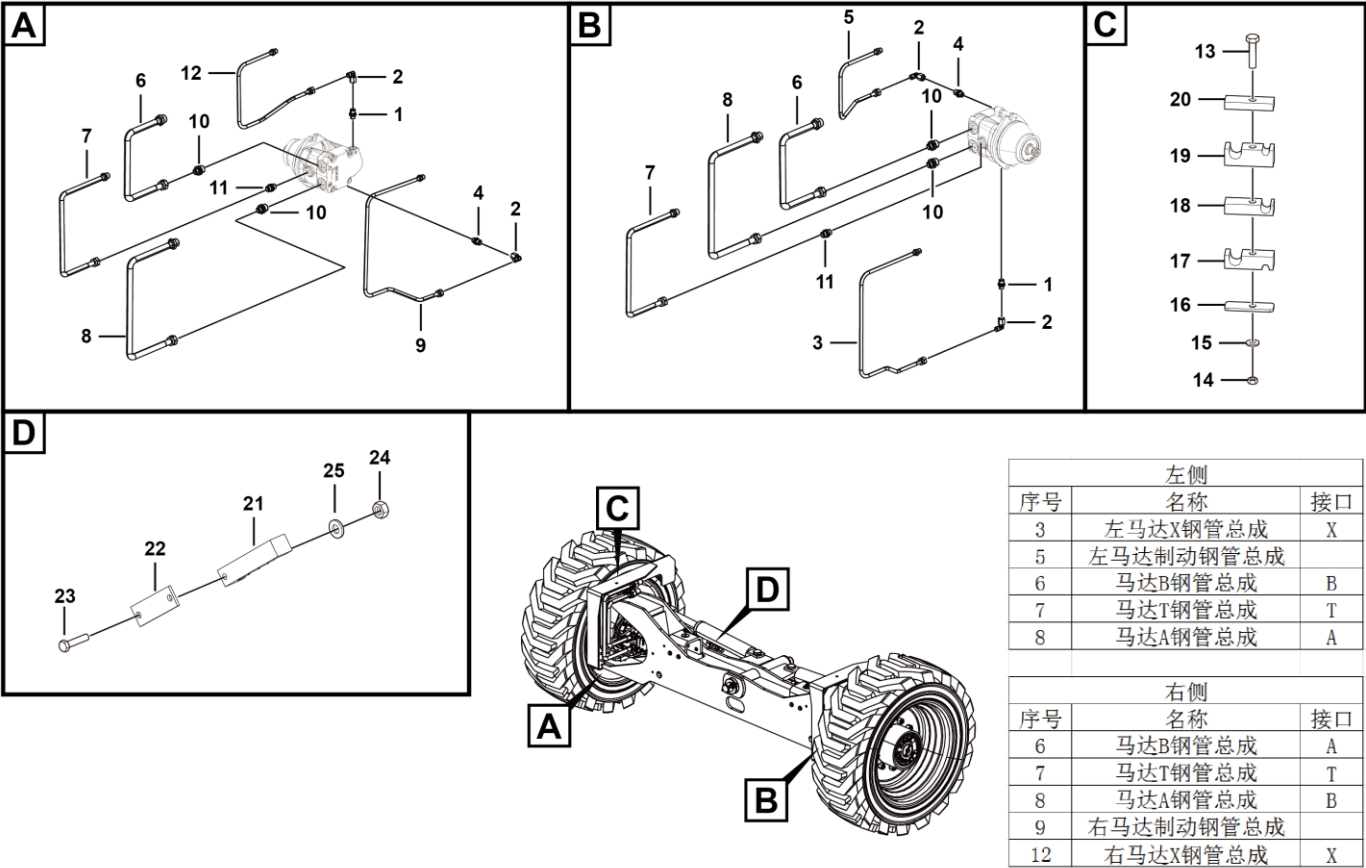


Front motor pipe assembly

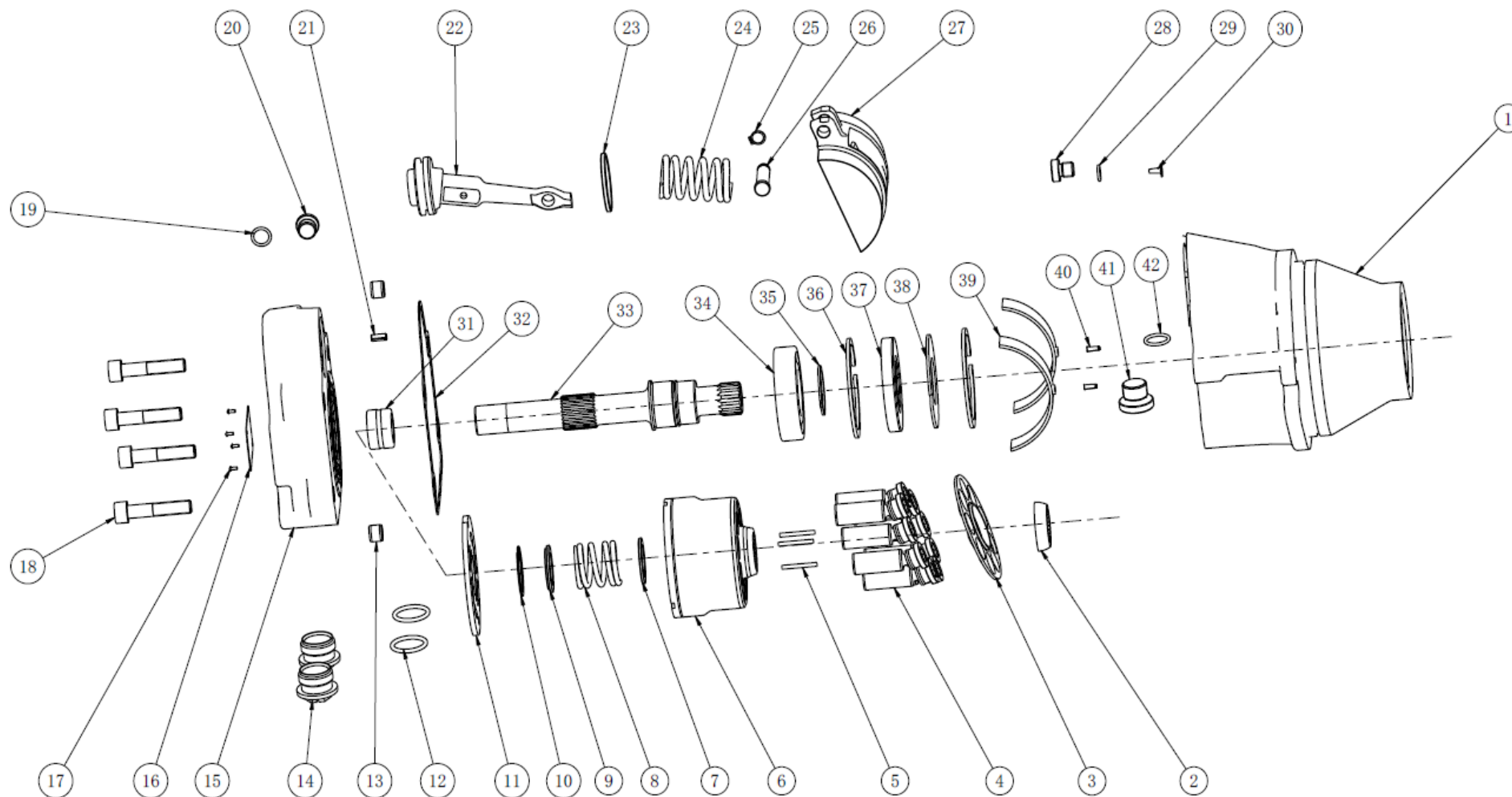


Key	Part No.	Description	Spare parts Y/N	Qty	Remarks
1	4120707230	Elbow nipple	N	2	
2	4190000698	Fitting ew08lomda3c	Y	2	
3	25070001971	Left motor x steel pipe assembly, traveling motor-hose	Y	1	
4	4120001177	Fitting ge08l7/16unfomdcf	Y	2	
5	25070001991	Left motor brake steel pipe assembly, traveling motor-hose	Y	1	
6	25070001911	Motor b tube assembly, travel motor-hose	Y	2	
7	25070001951	Motor c tube assembly, travel motor-hose	Y	2	
8	25070001931	Motor a tube assembly, travel motor-hose	Y	2	
9	25070002031	Right motor brake steel pipe assembly, traveling motor-hose	Y	1	
10	4120704959	Fitting, hydraulic ge15l11-16unomdcf	Y	4	
11	4120001163	Fitting ge12l3/4unfomdcf	Y	2	
12	25070002011	Right motor x steel pipe assembly, traveling motor-hose	Y	1	
13	4011011204	Bolt	Y	2	
14	4013010296	Nut gb889.1-m10flznyc-8	Y	2	
15	4015010339	Washer gb97.1-10flznyc-300hv-480	Y	2	
16	25070002051	Rubber backing plate, fixing motor steel pipe	Y	2	
17	25070002061	Upper pipe clamp, fixing motor steel pipe	Y	2	
18	25070002071	Pipe clamp, fixing motor steel pipe	Y	2	
19	25070002081	Lower pipe clamp, fixing motor steel pipe	Y	2	
20	25070002091	Cover plate, fixing motor steel pipe	Y	2	
21	25070002601	Cover plate, fixing motor steel pipe	Y	2	
22	25070002551	Cover plate, fixing motor steel pipe	Y	2	

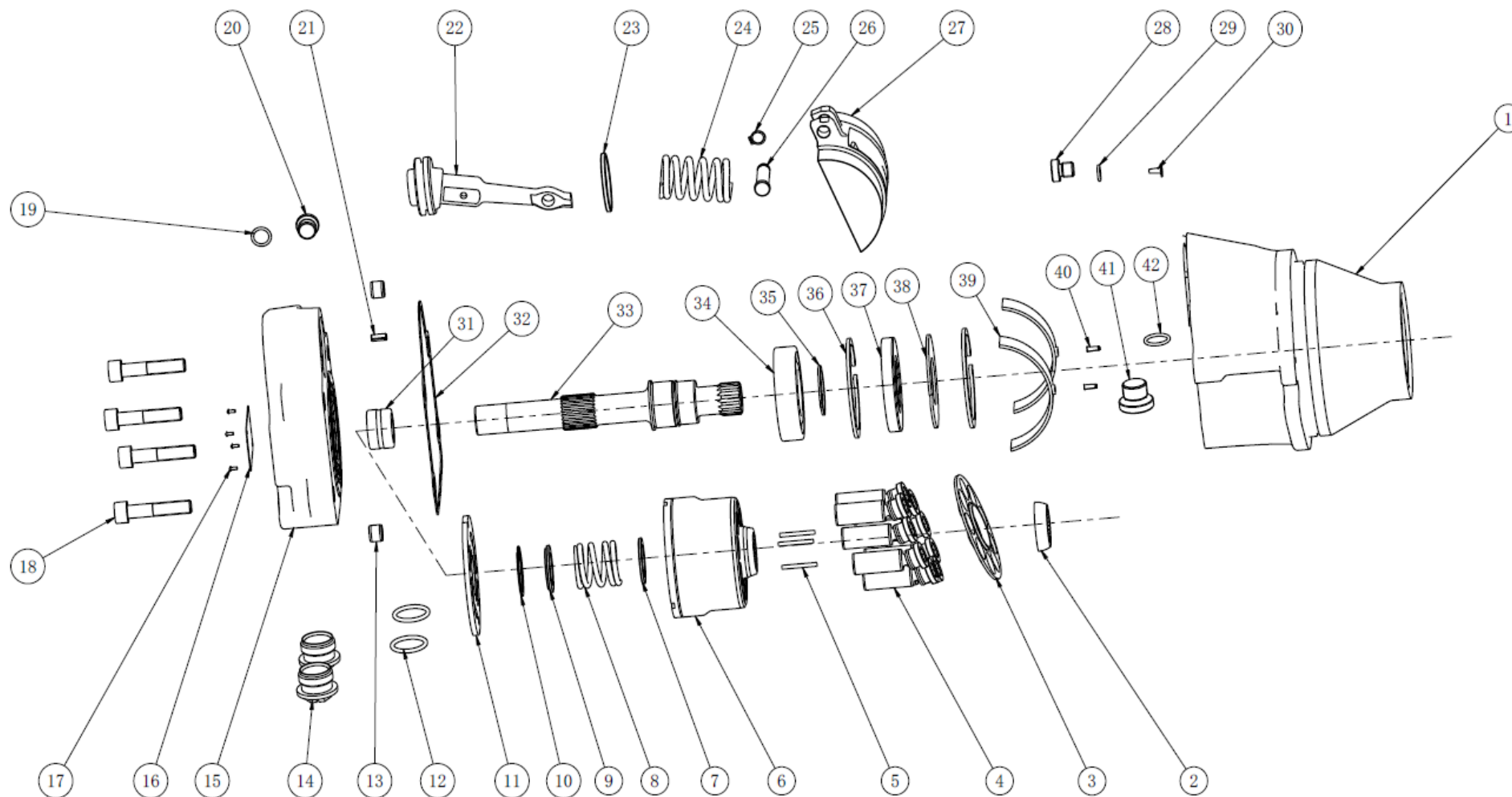
Front motor pipe assembly



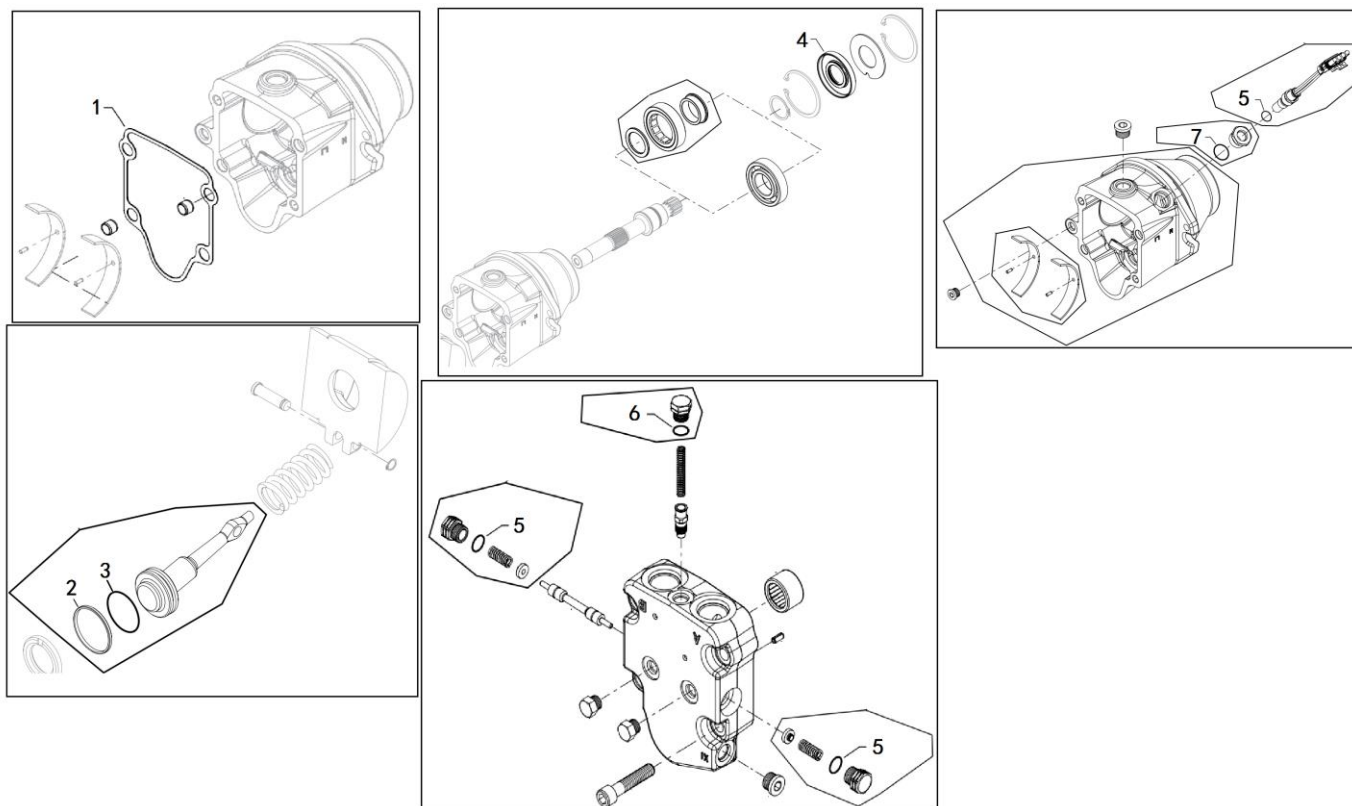


**Drive motor**

Key	Part No.	Description	Spare parts Y/N	Qty	Remarks
1	4120001570001	Housing 02.01.02.00011	Y	1	
2	4120001570002	Spherical hinge 02.01.04.00012	Y	1	
3	4120001570003	Set plate 02.01.04.00013	Y	1	
4	4120001570004	Plunger shoe assembly 02.02.04.00008	Y	9	
5	4120001570005	Cylindrical pin 03.01.05.00019	Y	3	
6	4120001570006	Cylinder block 02.01.03.00019	Y	1	
7	4120001570007	Gasket02.01.16.00017	Y	1	
8	4120001570008	Center spring 03.04.01.00200	Y	1	
9	4120001570009	Gasket02.01.16.00018	Y	1	
10	4120001570010	Snap ring for hole 03.02.01.00388	Y	1	
11	4120001570011	Valve plate 02.01.03.00020	Y	1	
12	4120001570012	O-ring 03.02.01.00006	Y	2	
13	4120001570013	Dowel pin03.01.05.00022	Y	2	
14	4120001570014	Plastic plug 03.02.03.00087	Y	2	
15	4120001570015	Rear cover 02.01.06.00101	Y	1	
16	4120001570016	Plunger motor nameplate 03.30.04.00018	Y	1	
17	4120001570017	304 stainless steel rivet 03.01.02.00335	Y	4	
18	4120001570018	Hexagon socket screw 03.01.02.00478	Y	4	
19	4120001570019	O-ring 03.02.01.00389	Y	1	
20	4120001570020	Screw plug 03.02.03.00082	Y	1	
21	4120001570021	Elastic cylindrical pin 03.01.05.00020	Y	1	
22	4120001570022	Servo piston 02.01.07.00061	Y	1	


**Drive motor**

Key	Part No.	Description	Spare parts Y/N	Qty	Remarks
23	4120001570023	Glyd ring 03.02.01.00415	Y	1	
24	4120001570024	Servo piston spring 02.01.07.00066	Y	1	
25	4120001570025	C-type circlip for shaft 03.02.01.00390	Y	1	
26	4120001570026	Dowel pin03.01.05.00021	Y	1	
27	4120001570027	Swash plate 02.01.08.00015	Y	1	
28	4120001570028	Bleeding plug 02.01.17.00078	Y	1	
29	4120001570029	O-ring 03.02.01.00722	Y	1	
30	4120001570030	Plastic plug 02.01.17.00165	Y	1	
31	4120001570031	Bearing03.03.01.00015	Y	1	
32	4120001570032	Gasket 03.02.06.00042	Y	1	
33	4120001570033	Main shaft 02.01.01.00036	Y	1	
34	4120001570034	Deep groove ball bearing 03.03.01.00014	Y	1	
35	4120001570035	C-type circlip for shaft 03.02.01.00387	Y	1	
36	4120001570036	C-type snap ring for hole 03.02.01.00391	Y	2	
37	4120001570037	Oil seal 03.02.02.00005	Y	1	
38	4120001570038	Oil seal gasket 02.01.06.00102	Y	1	
39	4120001570039	Bearing bush 02.01.18.00001	Y	2	
40	4120001570040	Elastic cylindrical pin 03.01.05.00018	Y	2	
41	4120001570041	Oil return plug 02.01.17.00077	Y	1	
42	4120001570042	O-ring 03.02.01.00055	Y	1	

**Seal kit**


[illegible]

## Driver pump




Key	Part No.	Description	Spare parts Y/N	Qty	Remarks
1	4120001425067	Midbody	Y	1	
2	4120001425068	Plug	Y	2	
3	4120001425069	Piston	Y	1	
4	4120001425070	Gasket	Y	1	
5	4120001425071	Spring seat	Y	1	
6	4120001425072	Spring seat	Y	1	
7	4120001425073	Screw	Y	1	
8	4120001425074	Spring	Y	1	
9	4120001425075	Sleeve	Y	1	
10	4120001425076	Ring	Y	2	
11	4120001425077	Ring-backup	Y	2	
12	4120001425078	Nut	Y	1	
13	4120001425079	Nut	Y	1	
14	4120001425080	Gasket	Y	2	
15	4120001425081	Cover	Y	1	
16	4120001425082	Cover	Y	1	
17	4120001425083	Nut	Y	1	
18	4120001425084	Bearing	Y	1	
19	4120001425085	Pin	Y	1	
20	4120001425086	Screw	Y	10	
21	4120001425087	Plug	Y	5	
22	4120001425088	O-ring	Y	5	

## Driver pump




Key	Part No.	Description	Spare parts Y/N	Qty	Remarks
23	4120001425089	Plug	Y	1	
24	4120001425090	O-ring 03.02.01.00122	Y	1	
25	4120001425091	Plug	Y	2	
26	4120001425092	O-ring	Y	2	
27	4120001425093	Plug	Y	3	
28	4120001425094	O-ring	Y	3	
29	4120001425095	Plug	Y	2	
30	4120001425096	O-ring	Y	2	
31	4120001425097	Plug	Y	1	
32	4120001425098	Plug	Y	2	
33	4120001425099	Pin	Y	2	
34	4120001425100	Plug	Y	6	
35	4120001425101	Assembly	Y	1	
36	4120001425102	Assembly	Y	1	
37	4120001425103	Plunger shoe assembly	Y	7	
38	4120001425104	Plate	Y	1	
39	4120001425105	Pin	Y	1	
40	4120001425106	Block	Y	1	
41	4120001425107	Pin	Y	1	
42	4120001425108	Gasket	Y	1	
43	4120001425109	Cover	Y	1	
44	4120001425110	Sleeve	Y	2	

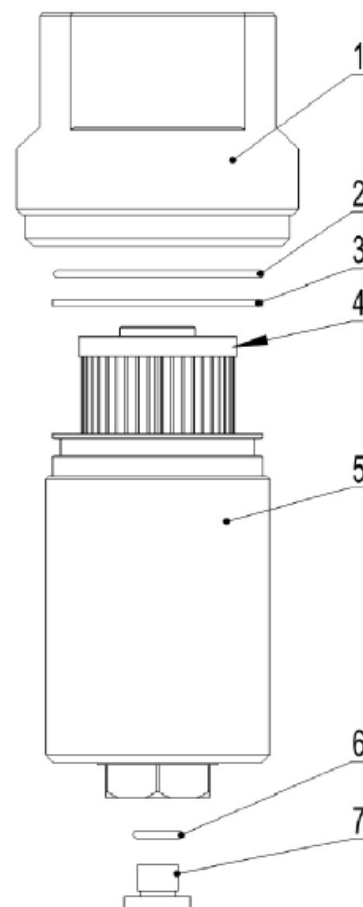
## Driver pump



Key	Part No.	Description	Spare parts Y/N	Qty	Remarks
45	4120001425111	Pin	Y	2	
46	4120001425112	Charge pump	N	1	
47	4120001425113	Main shaft assembly	Y	1	
48	4120001425114	Valve	Y	1	
49	4120001425115	Valve	Y	1	
50	4120001425116	Valve	Y	2	
51	4120001425117	Plate	Y	1	
52	4120001425118	Cover	Y	1	
53	4120001425119	Plate	Y	1	
54	4120001425120	Sealing ring	Y	1	
55	4120001425121	Gasket	Y	2	
56	4120001425122	Ring	Y	1	
57	4120001425123	Ring	Y	1	
58	4120001425124	O-ring	Y	1	
59	4120001425125	Sign	Y	1	
60	4120001425126	Screw	Y	4	
61	4120001425127	Screw	Y	3	
62	4120001425128	Screw	Y	2	
63	4120001425129	Screw	Y	6	
64	4120001425130	Screw	Y	1	
65	4120001425131	Pin	Y	1	
66	4120001425132	Half round key	Y	1	

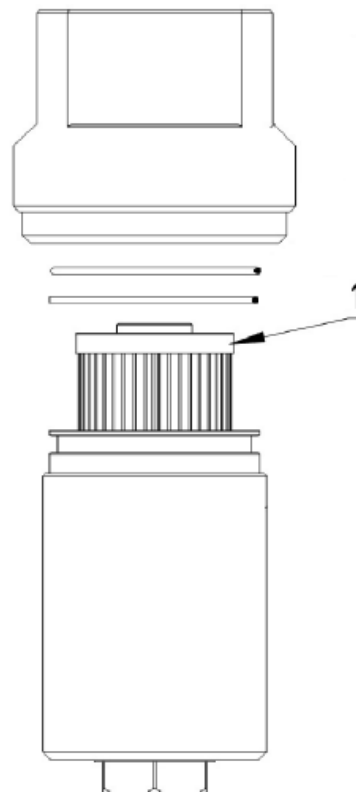


Key	Part No.	Description	Spare parts Y/N	Qty	Remarks
67	4120001425133	Valve body	Y	1	
68	4120001425134	Valve	Y	1	
69	4120001425135	Adjusting lever	Y	1	
70	4120001425136	Nut	Y	1	
71	4120001425137	Tie rod	Y	2	
72	4120001425138	Link	Y	1	
73	4120001425139	Adjusting rod seat	Y	1	
74	4120001425140	Plug	Y	1	
75	4120001425141	Gasket	Y	1	
76	4120001425142	Feedback lever	Y	1	
77	4120001425143	Gasket	Y	1	
78	4120001425144	Tension spring	Y	1	
79	4120001425145	O-ring	Y	2	
80	4120001425146	Plug	Y	1	
81	4120001425147	O-ring	Y	1	
82	4120001425148	Electromagnet	Y	2	
83	4120001425149	Screw	Y	8	
84	4120001425150	Screw	Y	6	

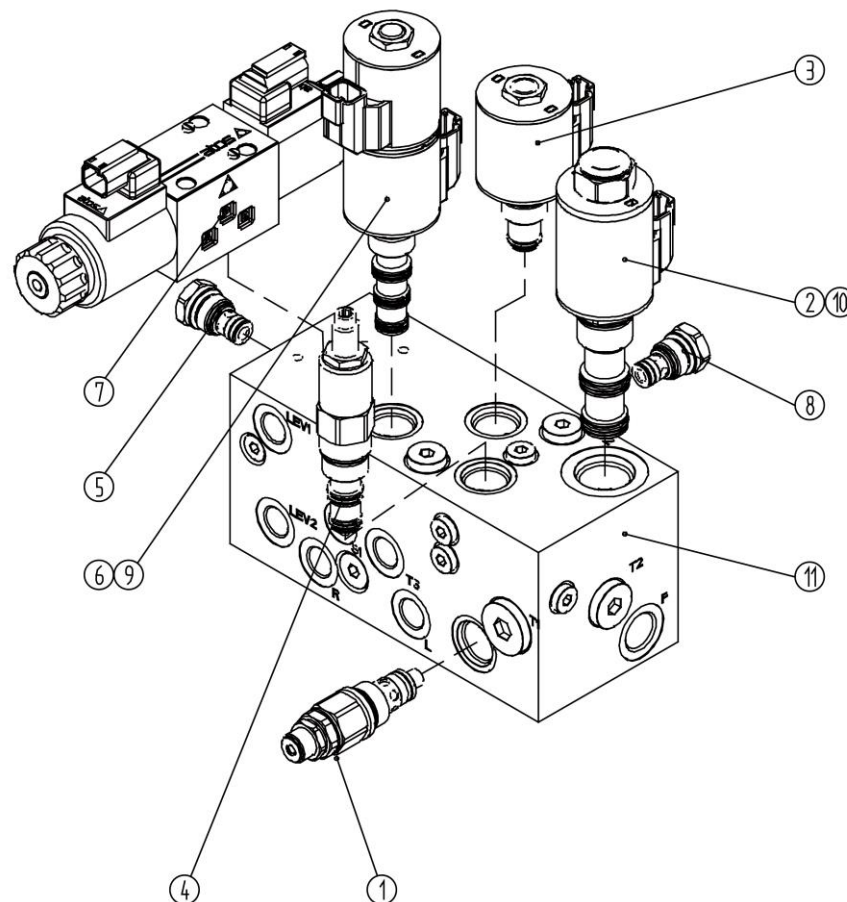
**High-pressure filter kglb-0080005l**



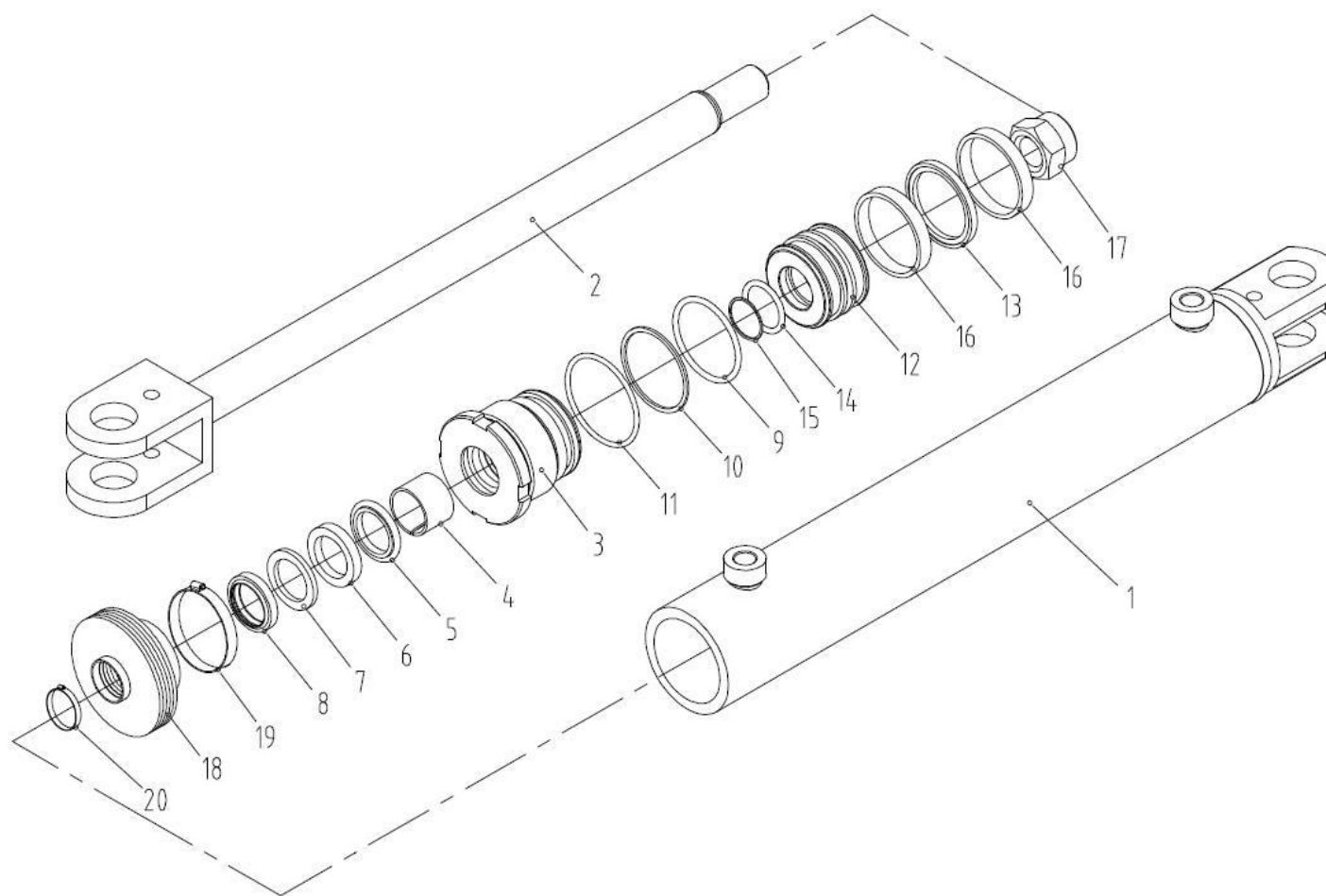
## Pipeline filter kgl-0100005l





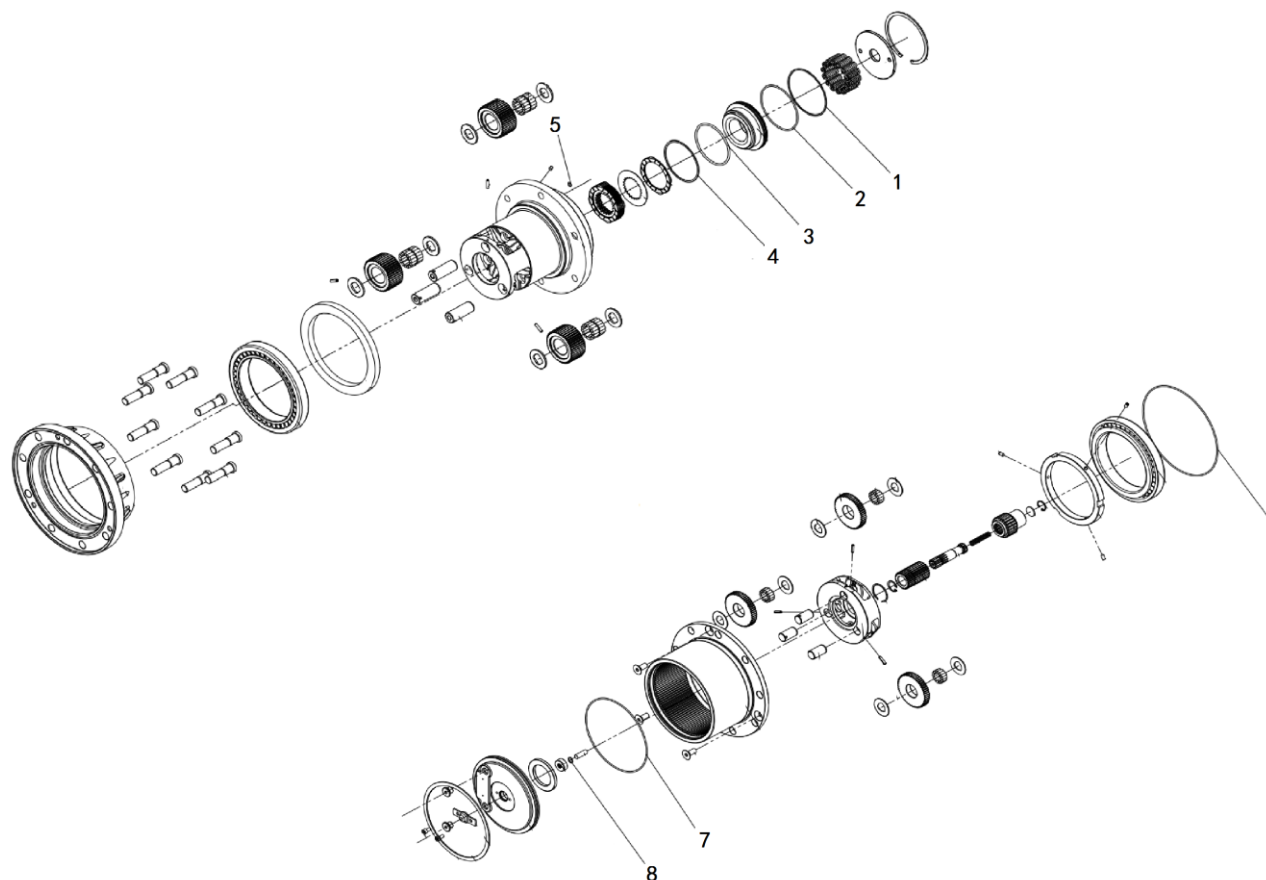
**Lift control valve st5195-ab00**



**Steer cylinder 50\*25\*301\*540**

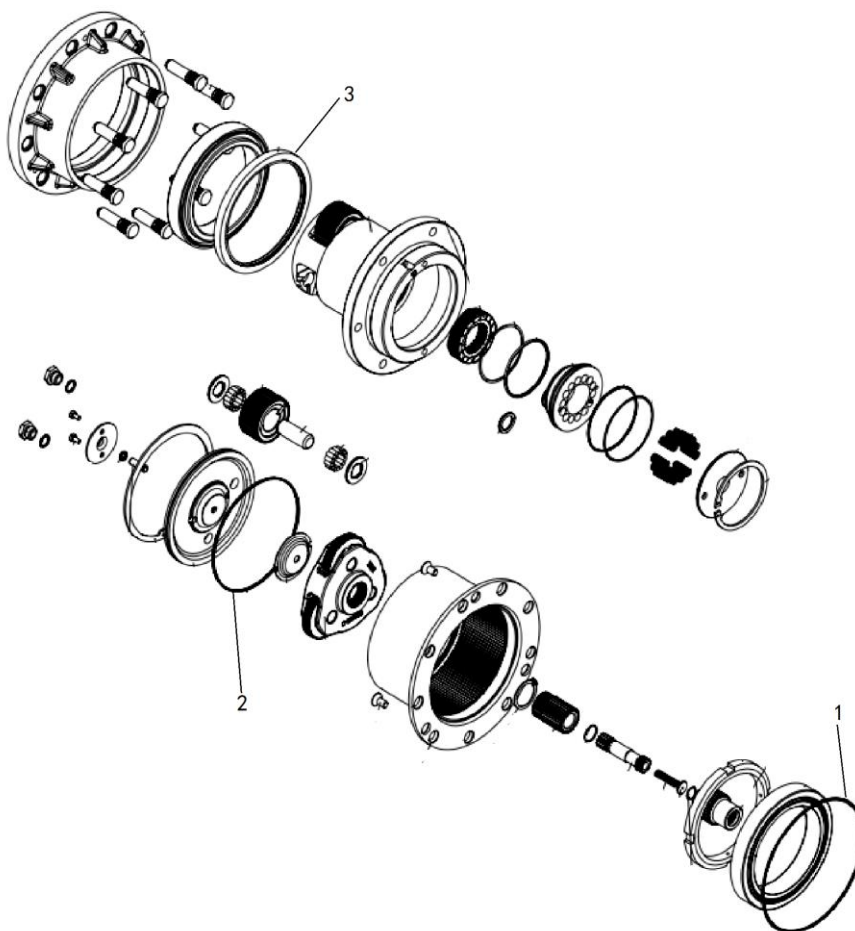
Key	Part No.	Description	Spare parts Y/N	Qty	Remarks
1	4120706355003	Cylinder tube assembly 24a330701	N	1	
2	4120002047009	Piston rod assembly 24a310390	Y	1	
3	4120706355004	Cylinder cover24a370520	N	1	
4	4120002047011	Bushing 24s225201	Y	1	
5	4120002047014	Step seal 24f902501	Y	1	
6	4120706355001	Seal-piston rod 24f202503	Y	1	
7	4120002047016	Snap ring-u ring 24e00251c	Y	1	
8	4120706355002	Seal-dustproof 24d50251j	Y	1	
9	4120002047018	O-ring 24k10450a	Y	1	
10	4120002047019	Snap ring -o-ring 24m10500c	Y	1	
11	4120002047020	O-ring 24k305011	Y	1	
12	4120002047012	Piston24a380200	Y	1	
13	4120002047022	Seal-piston 24p205002	Y	1	
14	4120002047021	O-ring 24k10250a	Y	1	
15	4120001452002	Snap ring-o-ring 24m10300c	Y	1	
16	4120002047023	Support ring 24g205035	Y	2	
17	4120002047013	Nut-nylon 401800093	Y	1	
18	4120706354004	Sheath 24w720220	N	1	
19	4120706354003	Hose clamp 401400007	N	1	
20	4120706354002	Hose clamp 401400010	N	1	

## Seal kit



Key	Part No.	Description	Spare parts Y/N	Qty	Remarks
1	4120703167002	O ring	Y	1	
2	4120703167003	O ring	Y	1	
3	4120703167004	O ring	Y	1	
4	4120703167005	O ring	Y	1	
5	4120703167006	O ring	Y	1	
6	4120703167007	O ring	Y	1	
7	4120703167008	O ring	Y	1	
8	4120703167009	O ring	Y	1	

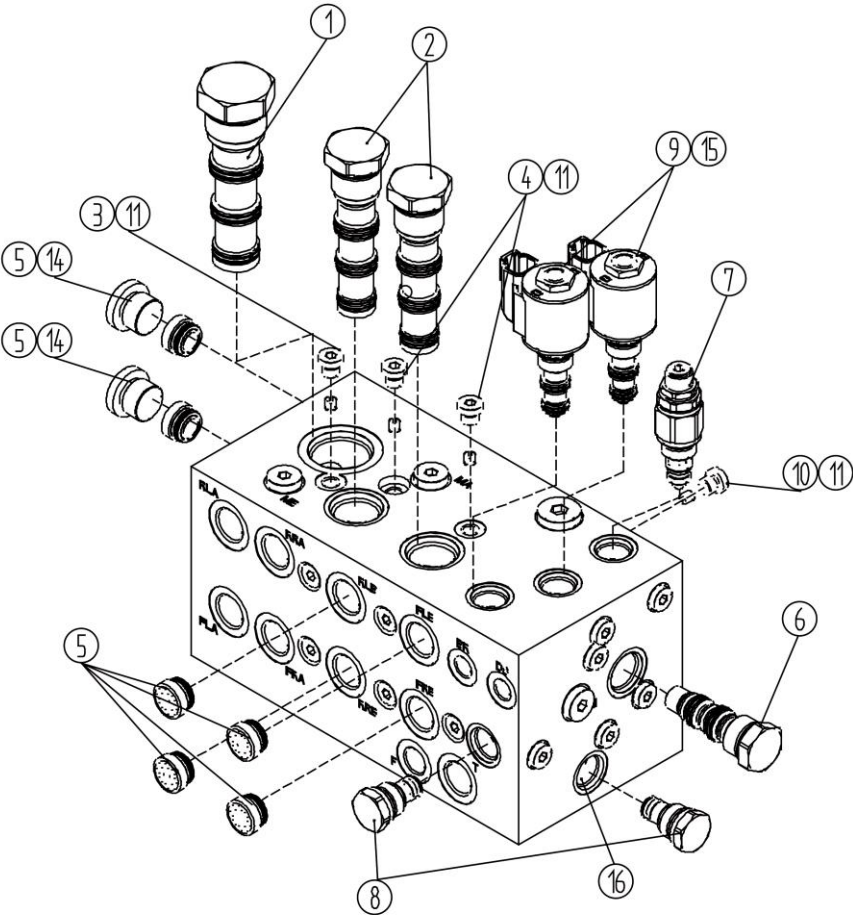
## Sealing ring kit



L2300-4120002006007

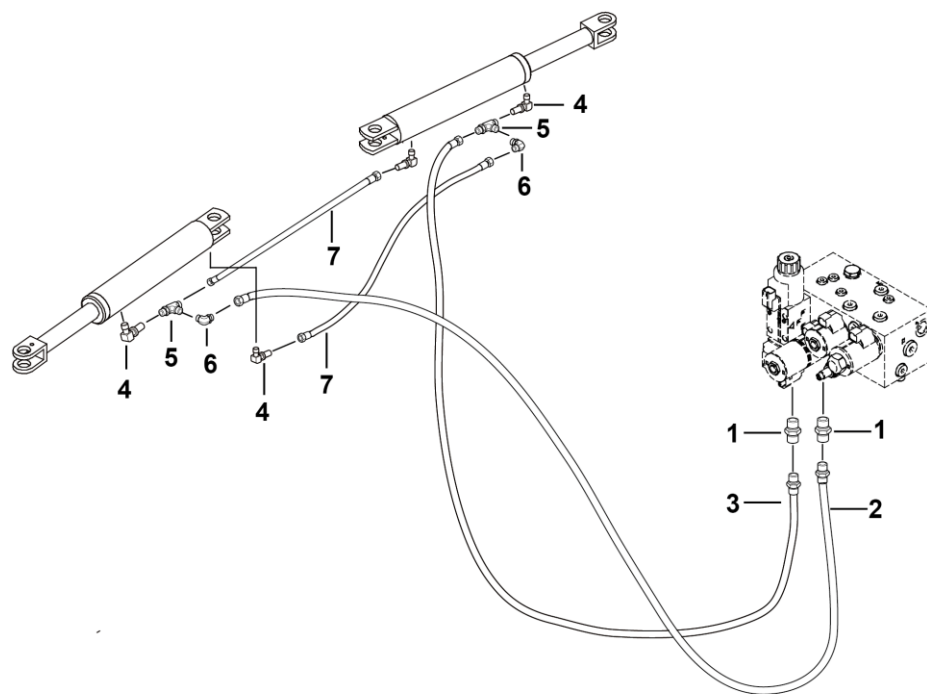


Travel control valvest5196-ab00



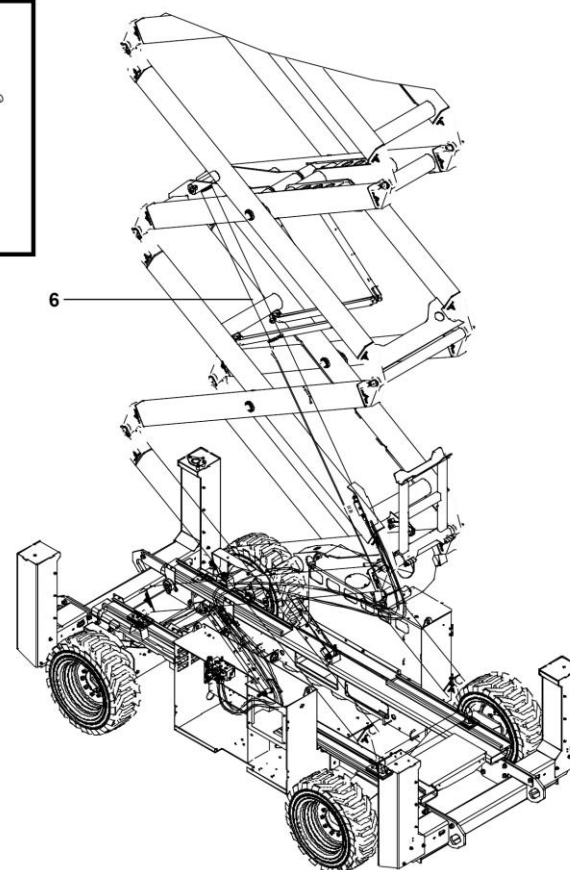
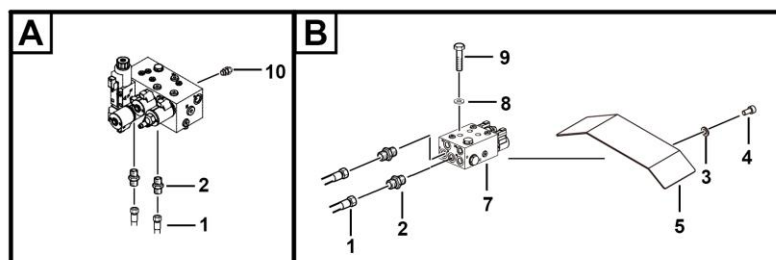
Key	Part No.	Description	Spare parts Y/N	Qty	Remarks
1	4120001571002	Flow distributing and collecting valve fd56-45-0-p-66, flow distribution of traveling motor	Y	1	
2	4120001571003	Flow divider/combiner fd52-45-0-p-66, for distributing rear motor flow as required	Y	2	
3	4120001571004	Damper stty002-2.3	Y	1	
4	4120001571005	M6 damper, for controlling speed and stabilizing flow	Y	2	
5	4120001571006	Check valve vuh1g1200, controlling the oil flow direction	Y	6	
6	4120001571007	Relief valve hs50-43-0-p, hydraulic control of oil return, heat dissipation and foreign matter flushing	Y	1	
7	4120001571008	Solenoid valve rvc0.s08.0y.000, control braking and variable displacement loop pressure	Y	1	
8	4120001490007	Check valve stcv08-0-000a, for controlling inlet flow direction of 2-speed motor	N	2	
9	4120001571009	Solenoid valve sv08-35-0-n-0, for controlling floating operation	Y	2	
10	4120001159010	M6 damper stty002-0.6	Y	1	
11	4129900116002	Plug 4bn-02wd	Y	20	
12	4120001371	Plug 4bn-08wd	Y	2	
13	4120001571010	Coil 4303612	Y	2	
14	4120704891001	Valve block st5196-a000m	Y	1	

## Steering hydraulic assembly

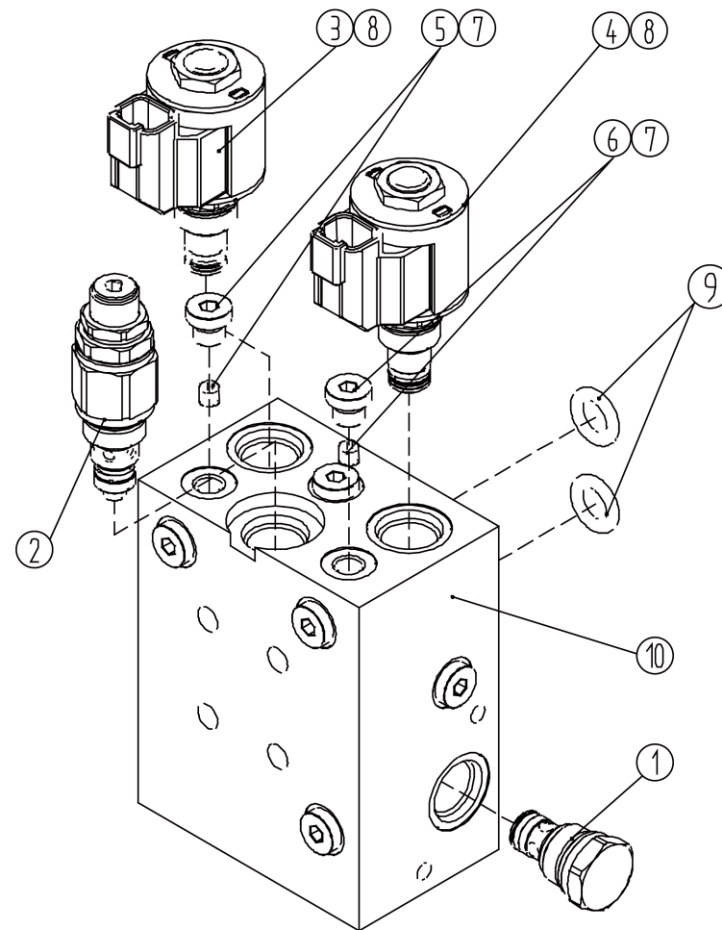


L2300-2539000015.S1a



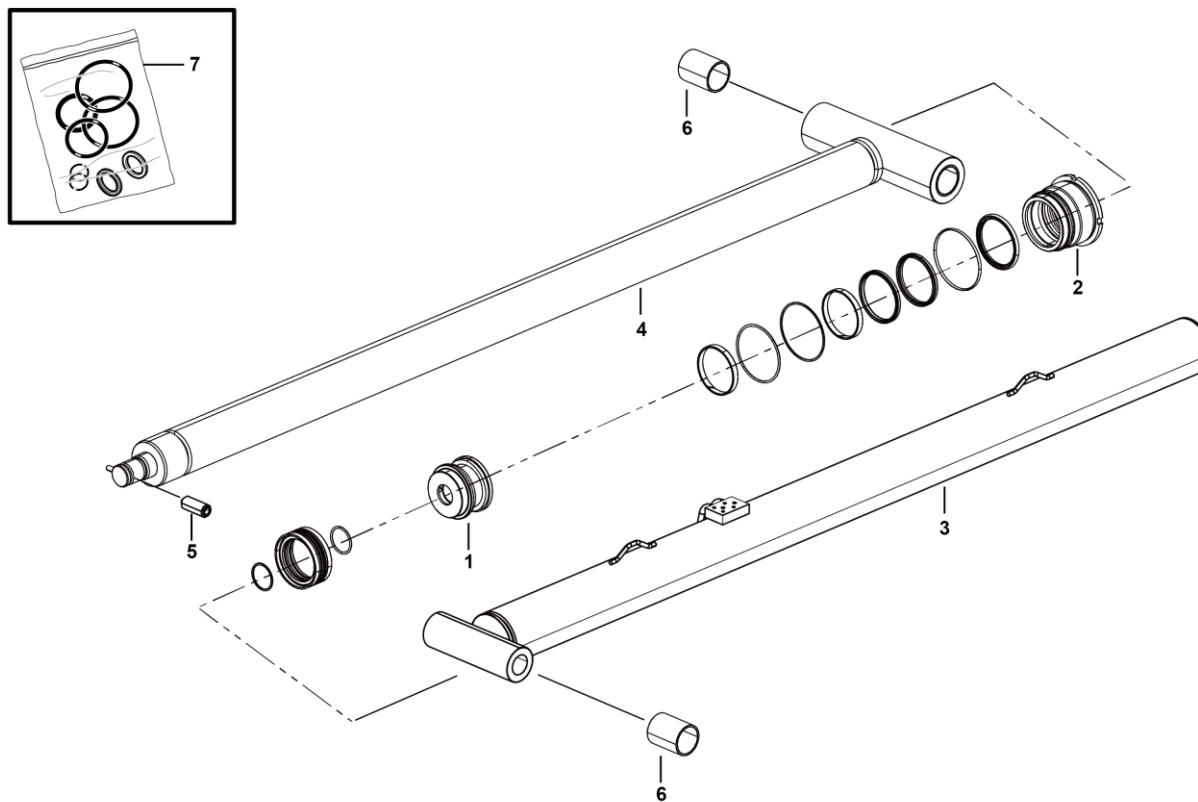
**Lift hydraulic assembly**

Key	Part No.	Description	Spare parts Y/N	Qty	Remarks
1	4120706220	Hose fc402caca121206-5900-fsf-600, main valve - lower cylinder valve block	Y	2	
2	4120001224	Fitting ge12lredomdcf	Y	4	
3	4015010284	Washer gb97.1-6flznyc-480	Y	2	
4	4011010716	Bolt gb5783-m6*12flznyc-8.8-480	Y	2	
5	25080004831	Forming (stamping, etc.), valve block protection plate	Y	1	
6	4120703566	Lower lift cylinder	Y	1	
7	4120704894	Lower lift cylinder control valve st5199-ab00	Y	1	
8	25080002881	M8 hard gasket,16*8.5*3	Y	4	
9	4014010233	Bolt gb5782-m8*75flznyc-12.9-480	Y	4	
10	4120001977	Pressure tap smk20-g1/4-pc	Y	2	

**Lower lift cylinder control valve st5199-ab00**

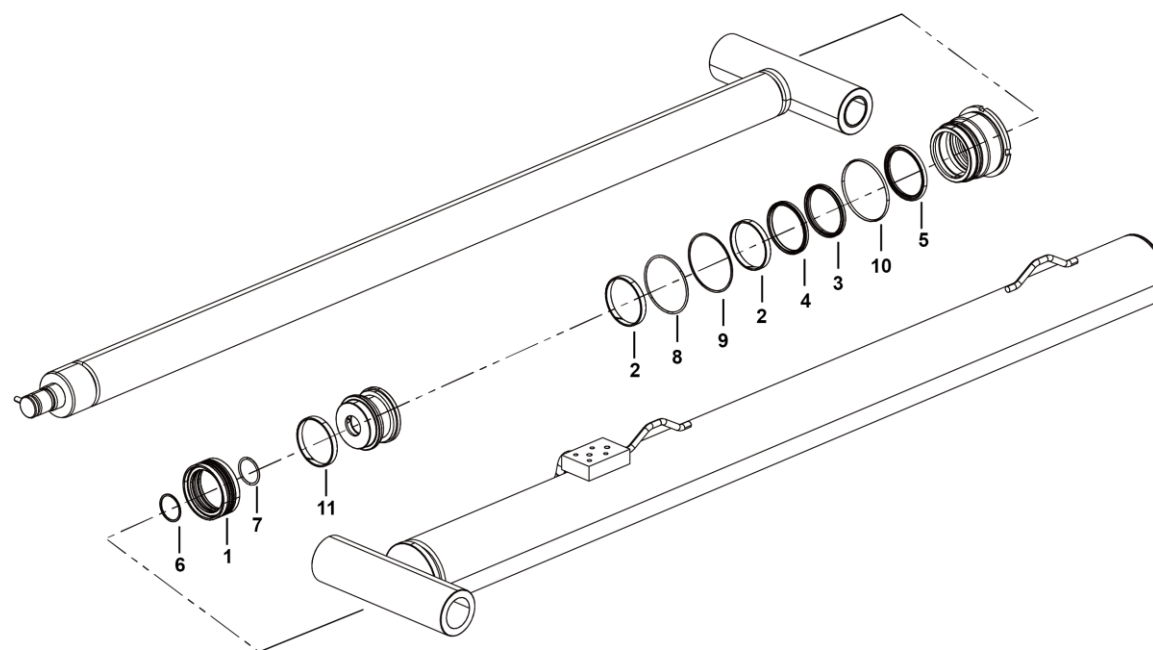
Key	Part No.	Description	Spare parts Y/N	Qty	Remarks
1	4120001490007	Check valve stcv08-0-000a, for controlling inlet flow direction of 2-speed motor	N	1	
2	4120001901001	Relief valve strv08-b-120a	Y	1	
3	4120704028002	Solenoid valve sp08-20-0-n-0, lowering reversing fork frame and controlling lowering speed	Y	1	
4	4120704893001	Solenoid valve sf08-20-0-p-0, lowering reversing fork frame	Y	1	
5	4120704892001	M6 damper stty002-2.4	Y	1	
6	4120002602003	Damper, for controlling speed and stabilizing flow	Y	1	
7	4129900116002	Plug 4bn-02wd	Y	8	
8	4120001571010	Coil 4303612	Y	2	
9	4120002045004	Plug sae-4	Y	2	
10	4120704894001	Valve block st5199-a000m	Y	1	

## Lower lift cylinder



L2400-4120703566

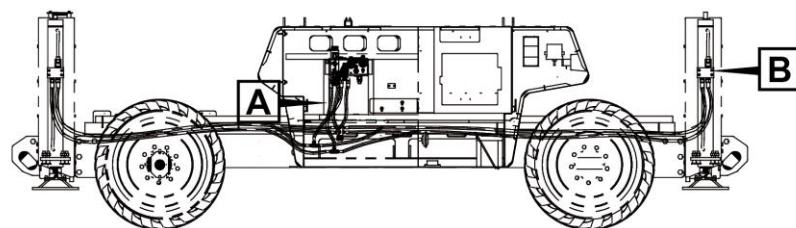
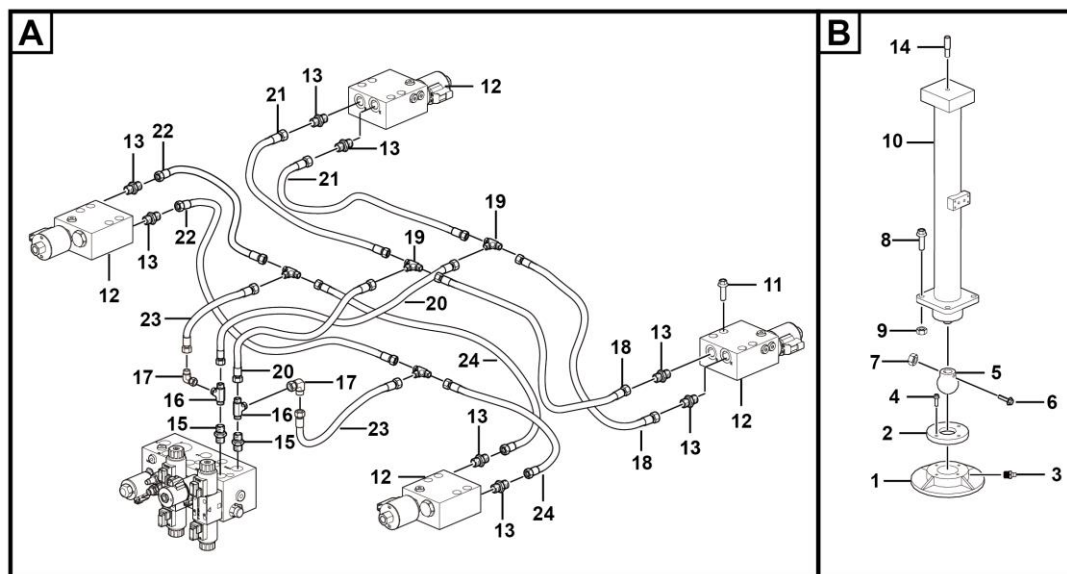


**Lower lift cylinder seal kit 24a301320s**

L2400-4120703566001

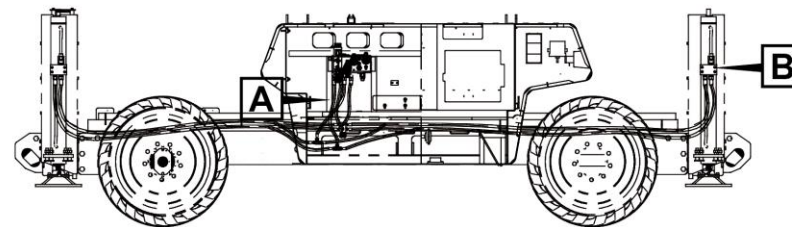
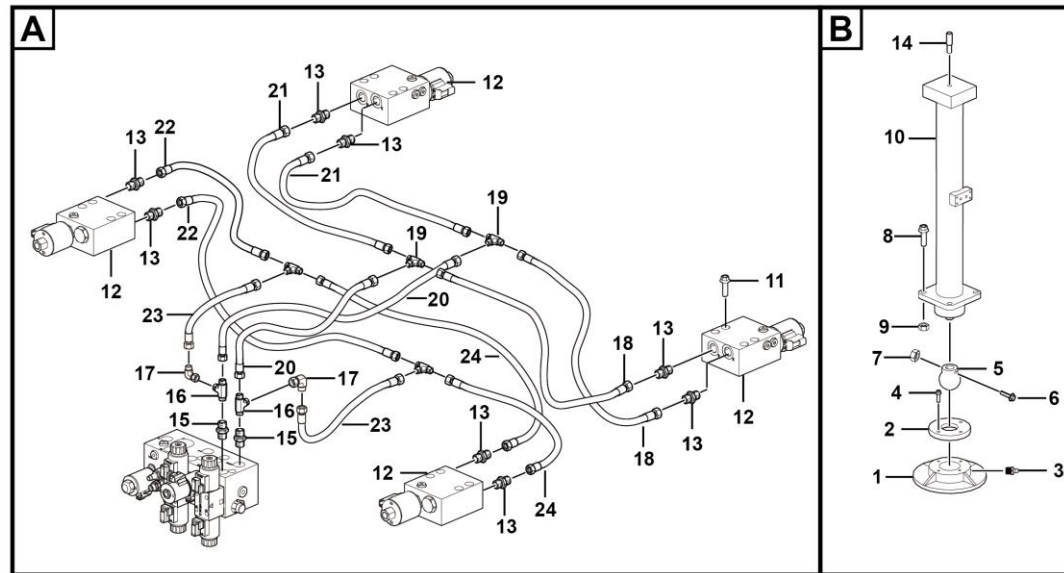
Key	Part No.	Description	Spare parts Y/N	Qty	Remarks
1	4120703566002	Piston dynamic seal 280203b076	Y	1	
2	4120703566003	Support ring for shaft280505t010	Y	2	
3	4120703566004	Rod dynamic seal 280105b054	Y	1	
4	4120703566005	Step seal 290109t007	Y	1	
5	4120703566006	Scraper seal280402b023	Y	1	
6	4120703566007	O-ring 280708b016	Y	1	
7	4120703566008	Snap ring for hole280841e054	Y	1	
8	4120703566009	O-ring 280708b011	Y	1	
9	4120703566010	Snap ring for hole280841e051	Y	1	
10	4120703566011	O-ring 280703a019	Y	1	
11	4120703566012	Support ring for hole280503t016	Y	1	

## Outrigger hydraulic assy



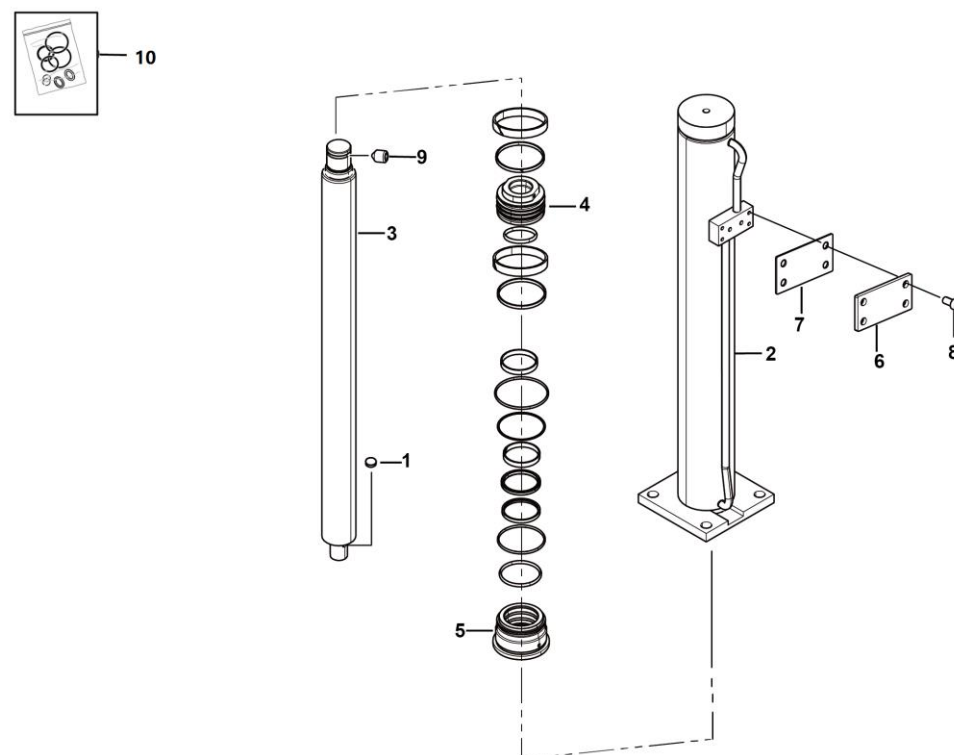
Key	Part No.	Description	Spare parts Y/N	Qty	Remarks
1	25130002001	Plate	Y	4	
2	25130000072	Outrigger cylinder mounting pressure plate	Y	4	
3	4030000065	Grease fitting jb7940.1-m10*1	Y	4	
4	4011010908	Screw gb70.1-m8*25flznyc-8.8-480	Y	16	
5	25130000673	Outrigger mounting ball joint	Y	4	
6	4014010461	Screwgb70.1-m10*70flznyc-10.9-480	Y	4	
7	4013010385	Nut gb6184-m10flznyc-10-480	Y	4	
8	25130000061	Outrigger cylinder mounting bolt, m14*30	Y	16	
9	4013010384	Nut gb6184-m14*1.5flznyc-10-480	Y	16	
10	4120702862	Outrigger cylinder	Y	4	
11	4014010462	Screwgb70.1-m8*55flznyc-12.9-480	Y	16	
12	4120704687	Outrigger cylinder control valve st4652-ab0a	Y	4	
13	4120704913	Fitting ge12lr1/4edomdcf	Y	8	
14	25130000081	Outrigger cylinder guide stud, m14*60	Y	4	
15	4120001224	Fitting ge12lredomdcf	Y	2	
16	4120000619	Tee fitting el12lomda3c	Y	2	
17	4129900314	Fitting ew12lomda3c	Y	2	
18	4120702841	Hose fc402caca121206-3500, outrigger cylinder control valve	Y	2	
19	4120001226	Tee fitting t12lcfx	Y	4	
20	4120706219	Hose fc402caca121206-700, lift control valve-tank	Y	2	
21	4120704918	Hose fc402caca121206-2840, outrigger cylinder control valve	Y	2	
22	4120706949	Hose fc402caca121206-2750, outrigger cylinder control valve	Y	2	

## Outrigger hydraulic assy





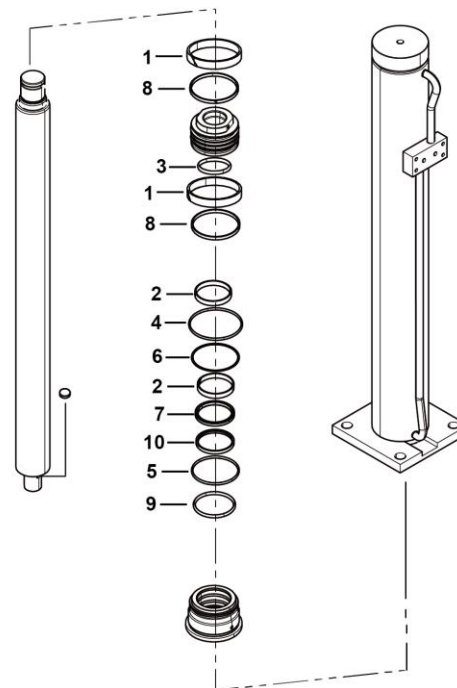
## Outrigger cylinder



L2800-4120702862

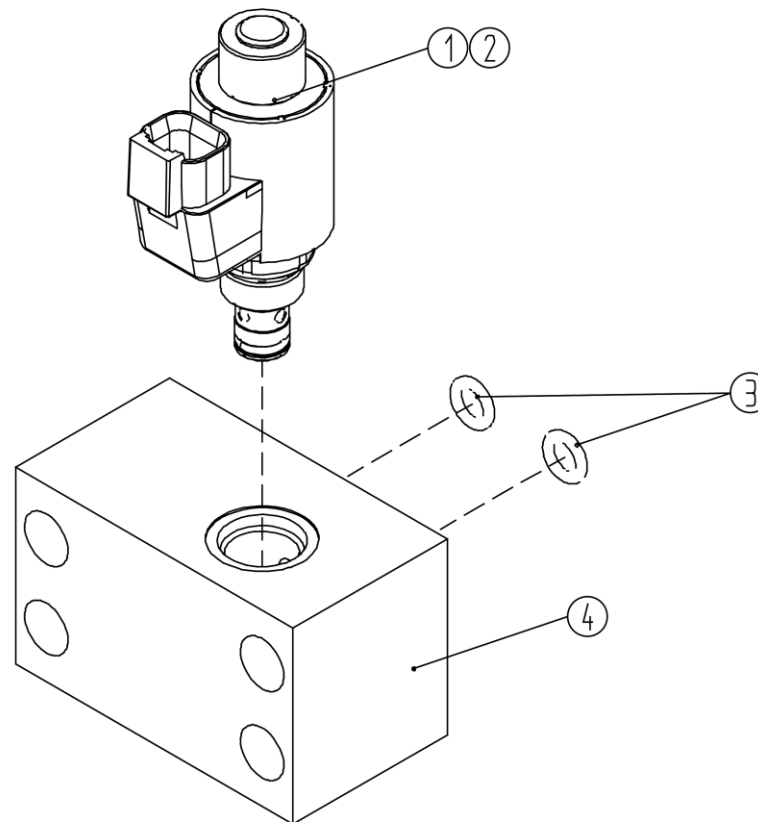
Key	Part No.	Description	Spare parts Y/N	Qty	Remarks
1	4120703766018	Locking tab 166301a100	Y	2	
2	4120702862012	Cylinder tube assembly 170213d150	Y	1	
3	4120702862013	Piston rod 170619c150	Y	1	
4	4120702862014	Piston 171113a153	Y	1	
5	4120702862015	Guide sleeve 171419a150	Y	1	
6	4120702862016	Cover plate 1714101a159	Y	1	
7	4120702862017	Rubber gasket1714102a159	Y	1	
8	4120702862018	Hexagon socket head screw 262108c002	Y	4	
9	4120702862019	Hexagon socket set screw with cone point 262508r002	Y	1	
10	4120702862020	Seal kit for outrigger cylinder	Y	1	

## Seal kit for outrigger cylinder



L2800-4120702862020

Key	Part No.	Description	Spare parts Y/N	Qty	Remarks
1	4120702862001	Support ring for hole280503t060	Y	2	
2	4120702862002	Support ring for shaft280505t055	Y	2	
3	4120702862003	O-ring 280703a010	Y	1	
4	4120702862004	O-ring 280703a017	Y	1	
5	4120702862005	O-ring 280703a034	Y	1	
6	4120702862006	Snap ring for hole280803f004	Y	1	
7	4120702862007	Step seal 290109t008	Y	1	
8	4120702862008	Piston dynamic seal 290228a006	Y	1	
9	4120702862009	Scraper seal290409t011	Y	2	
10	4120702862010	Rod dynamic seal 280105b035	Y	1	

**Outrigger cylinder control valve st4652-ab0a**

Key	Part No.	Description	Spare parts Y/N	Qty	Remarks
1	4120704687001	Solenoid valve svd0.s08.00. n00, controlling floating cylinder	Y	1	
2	4120704687002	Coil str0a-c24-01	Y	1	
3	4120002399	O-ring 10.77*2.62	Y	2	
4	4120002545001	Valve block st4652-a000m	Y	1	

--	--	--	--	--	--

--	--	--	--	--	--

--	--	--	--	--	--

--	--	--	--	--	--

--	--	--	--	--	--

--	--	--	--	--	--

--	--	--	--	--	--

--	--	--	--	--	--

--	--	--	--	--	--

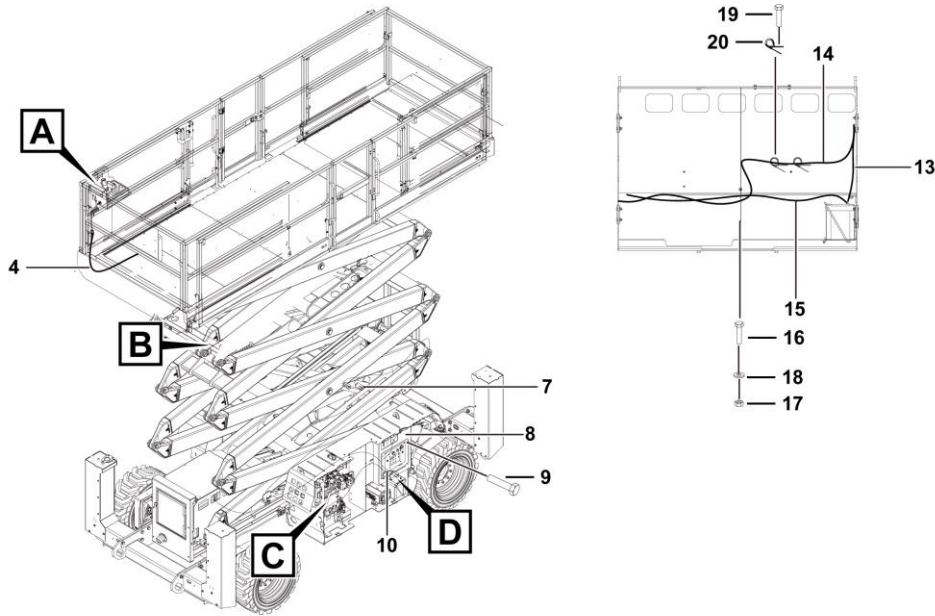
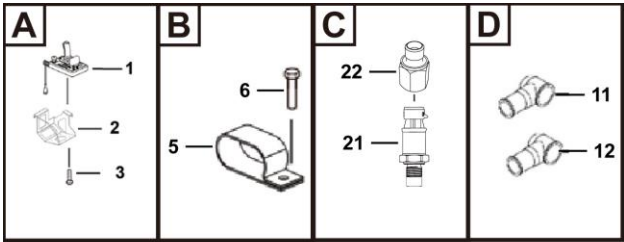


**M**  
**ELECTRIC SYSTEM**

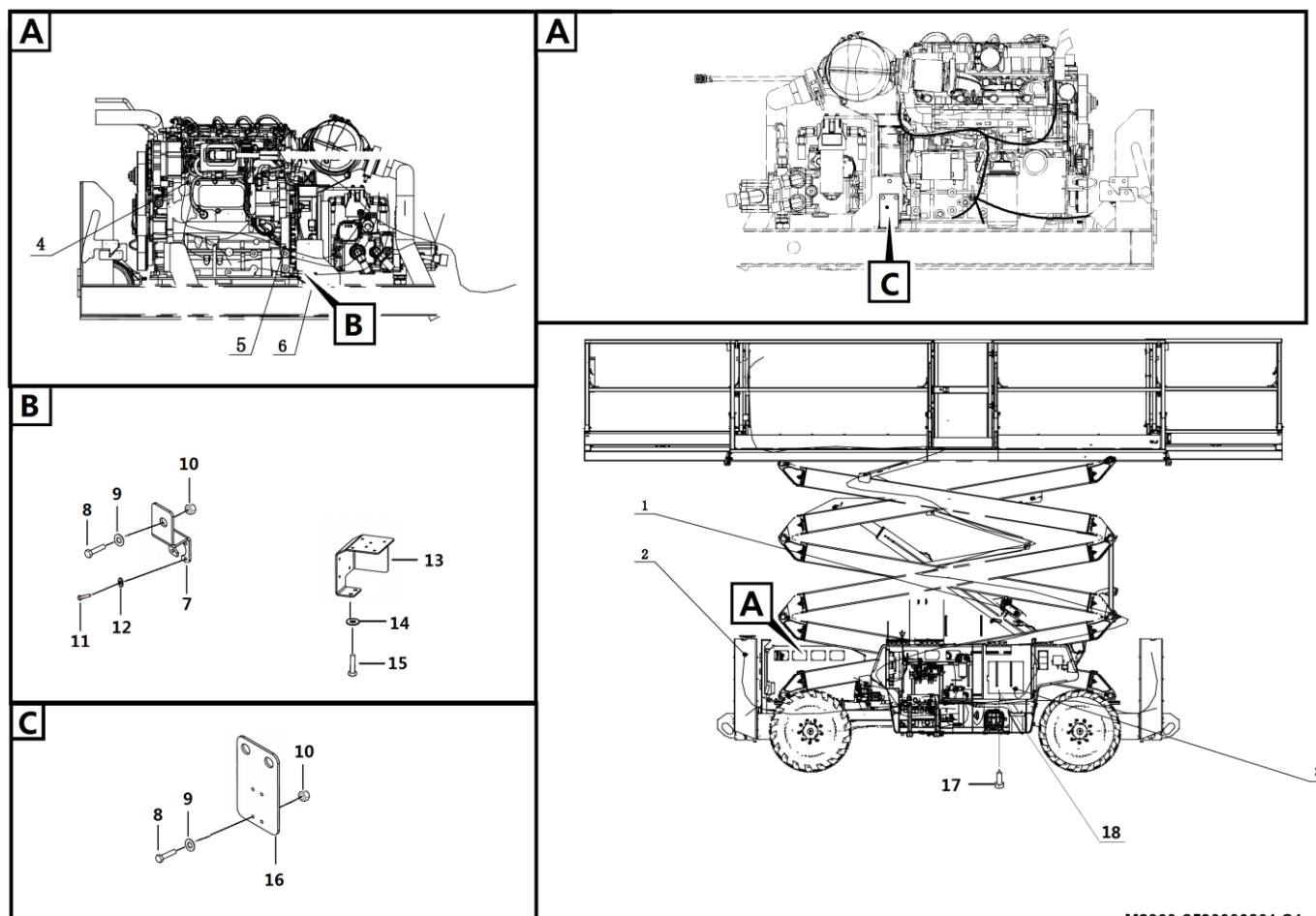


**LINGONG GROUP JINAN HEAVY MACHINERY CO., LTD.**

Electrical assembly



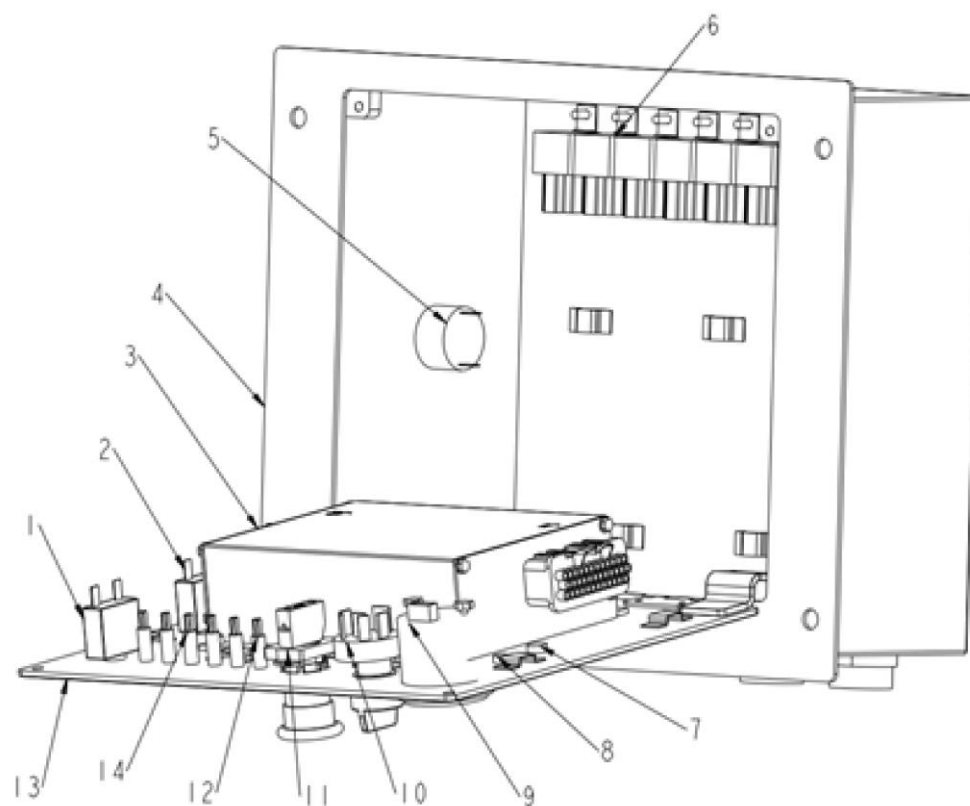
Key	Part No.	Description	Spare parts Y/N	Qty	Remarks
1	4130702377	Platform controller pcu-g2-ce	Y	1	
2	25210056152	Pcu bracket weldment	Y	1	
3	4011010754	Bolt gb16674-m6*12flznyc-8.8	Y	4	
4	25300005321	Pcu harness,main harness-platform controller	Y	1	
5	28129900131	Pipe clamp, 25*5*20	Y	2	
6	4011011106	Bolt gb16674-m12*20flznyc-8.8-480	Y	2	
7	4130701538	Pressure sensor	Y	1	
8	4130704276	Box	Y	1	
9	4011010993	Bolt gb16674-m10*20flznyc-8.8-480	Y	4	
10	25300008011	Body harness assembly, lower control panel	N	1	
11	26370002451	Cable sleeve	Y	2	
12	26370002441	Cable sleeve	Y	4	
13	25300010012	Power cable p70*800, power switch-battery -	Y	1	
14	25300007963	Power cable p70*5200, engine starter-battery +	Y	1	
15	25300009063	Power cable p70*5500, engine flywheel housing-power switch	Y	1	
16	4011010722	Bolt gb5783-m10*25flznyc-8.8-480	Y	1	
17	4013010296	Nut gb889.1-m10flznyc-8	Y	1	
18	4015010339	Washer gb97.1-10flznyc-300hv-480	Y	2	
19	4011010994	Bolt gb16674-m8*25flznyc-8.8-480	Y	2	
20	27150109581	Pipe clamp, harness	Y	2	
21	4130001234	Pressure sensor	Y	1	
22	25080009941	Transition joint g1/4-m14	Y	1	

**Body harness assembly**

M2900-2530000801.S1c

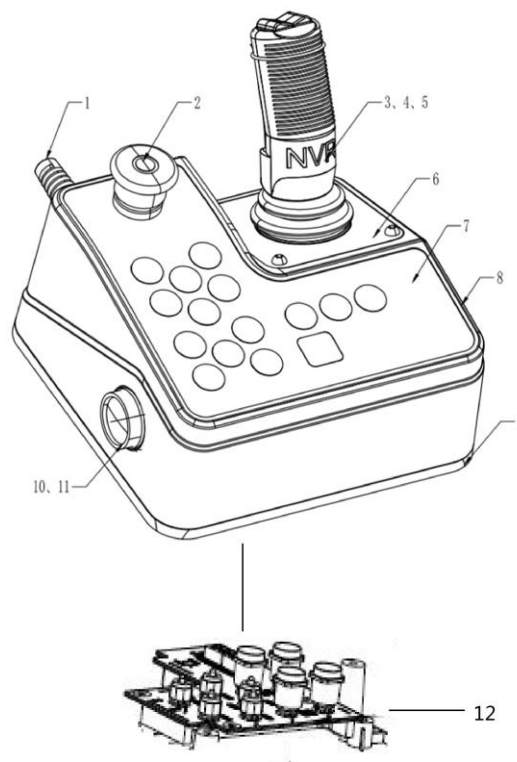
Key	Part No.	Description	Spare parts Y/N	Qty	Remarks
1	25300010812	Fork harness,pressure sensor-main harness	Y	1	
2	25300011491	Body front harness, main harness-solenoid valve	Y	1	
3	25300008047	Body rear harness, main harness-solenoid valve	Y	1	
4	25310003381	Power cable p25*1800, engine alternator-engine starter	Y	1	
5	25300010031	Pre-heating harness, engine	Y	1	
6	25300010932	Power cable p20*1150, engine starter-preheating relay	Y	1	
7	25300010951	Forming (stamping, etc.),diagnostic port mounting plate	Y	1	
8	4014010417	Screw gb818-m3*20flznyc-4.8-480	Y	6	
9	4015010370	Washer gb97.1-3flznyc-300hv	Y	12	
10	4013010387	Nut gb889.1-m3flznyc-8-480	Y	6	
11	4011010824	Bolt gb5783-m12*20flznyc-8-480	Y	1	
12	4015010340	Washer gb97.1-12flznyc-300hv-480	Y	1	
13	25300010971	Forming (stamping, etc.),baffle,for protecting harness	Y	1	
14	4015010279	Washer gb97.1-10flznyc-480	Y	2	
15	4011010748	Bolt gb5783-m10*20flznyc-8.8-480	Y	2	
16	25300010961	Fuse mounting plate	Y	1	
17	4011010754	Bolt gb16674-m6*12flznyc-8.8	Y	4	
18	25300011501	8-core short connection	Y	1	

## Lower control panel assembly

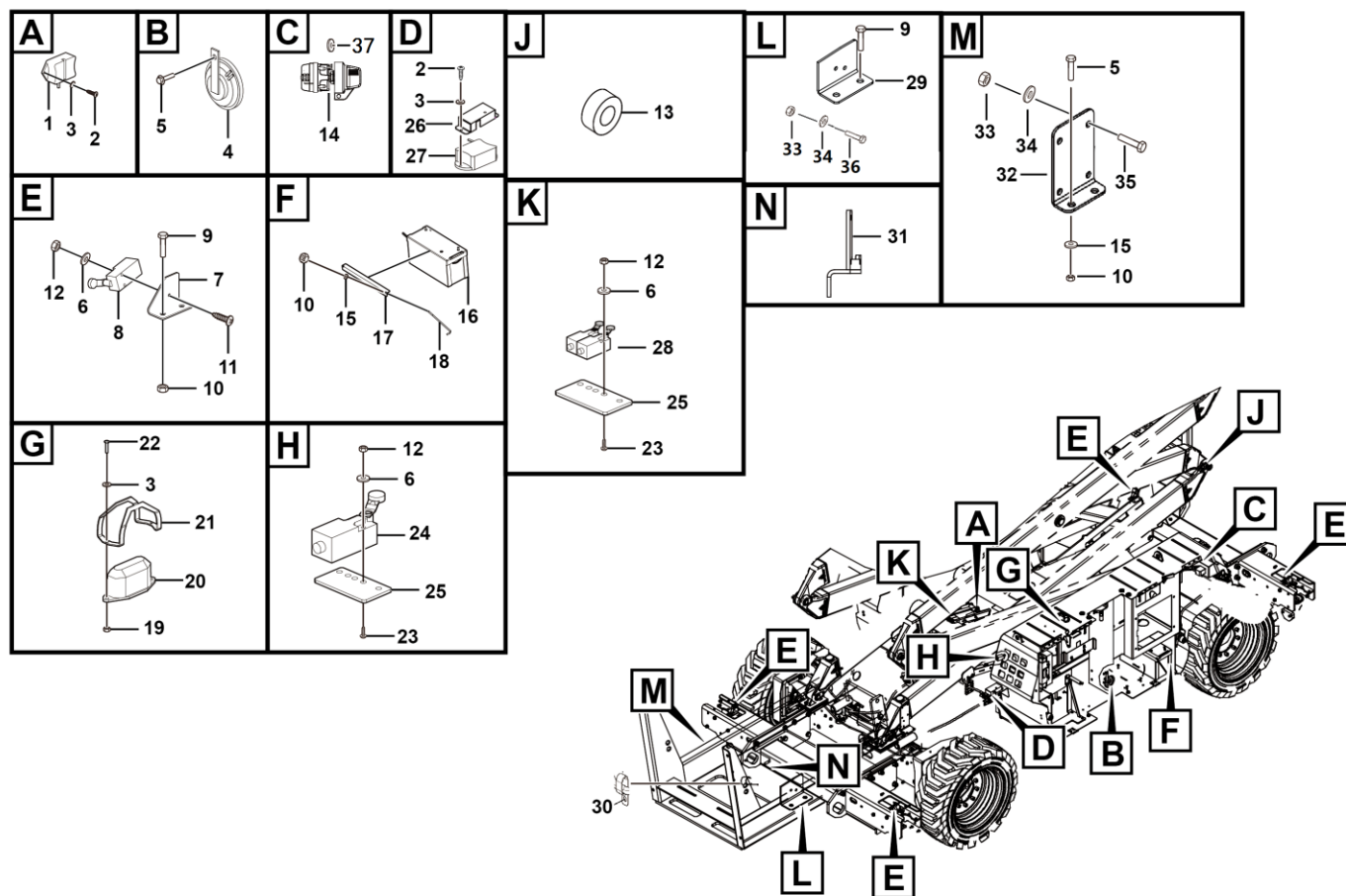


Key	Part No.	Description	Spare parts Y/N	Qty	Remarks
1	4130701636007	20a circuit breaker 10420008	Y	1	
2	4130701752002	Circuit breaker 10420006	Y	1	
3	4130702035001	Gcu-off-road 60020196	Y	1	
4	4130702035002	Lower control panel body 20020255	Y	1	
5	4130701636008	Buzzer 10430003	N	1	
6	4130701636010	Relay 10450018	Y	7	
7	4130702035003	Screw-in plug 20020176	Y	1	
8	4130702035004	Stainless steel plug 29700189	Y	1	
9	4130701636005	Timer 10480013	N	1	
10	4130701636003	Key switch 10420057 (key code 4130000723001)	Y	1	
11	4130701751007	Emergency stop switch 10420049	Y	1	
12	4130702035005	Yellow signal indicator 10480030	Y	1	
13	4130702035006	Lower control panel indication panel 20020256	Y	1	
14	4130701848001	Overload indicator 10480006	Y	5	

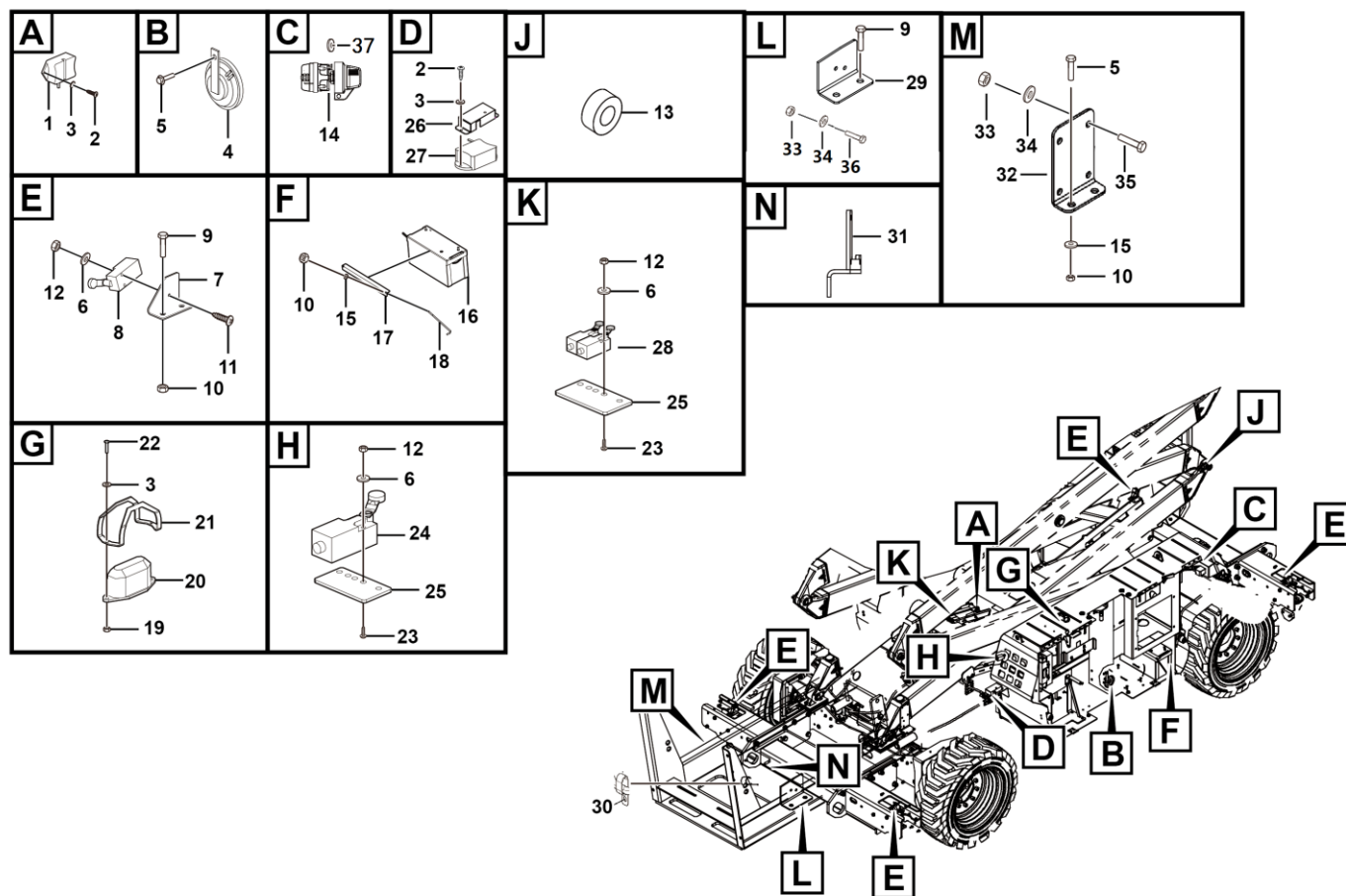
## Platform control unit assembly



Key	Part No.	Description	Spare parts Y/N	Qty	Remarks
1	4130701751009	Spring harness10470083	N	1	
2	4130701751007	Emergency stop switch 10420049	Y	1	
3	4130701751012	Silicone sleeve for joystick 20020132	Y	1	
4	4130701751008	Hall effect joystick10480012	N	1	
5	4130701751011	Joystick adapter harness assembly 10470114	Y	1	
6	4130702313001	Joystick direction decal 20020249	Y	1	
7	4130702377001	Platform controller sticker 20020221	Y	1	
8	4130702313003	Pcu housing 20020217	Y	1	
9	4130702313004	Pcu holder 20020218	Y	1	
10	4130701636008	Buzzer 10430003	N	1	
11	4130001046015	Buzzer harness 10470100	N	1	
12	4130702313005	Pcba? ? ? 50020087	Y	1	

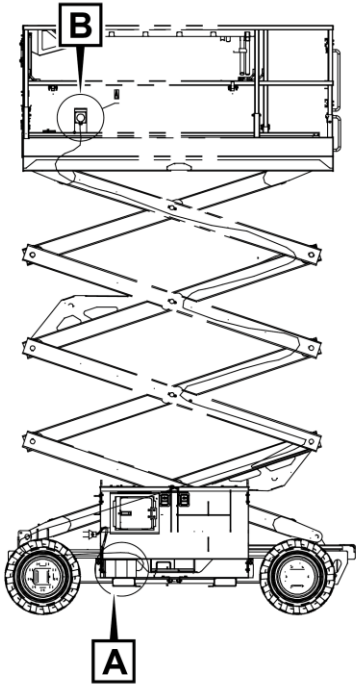
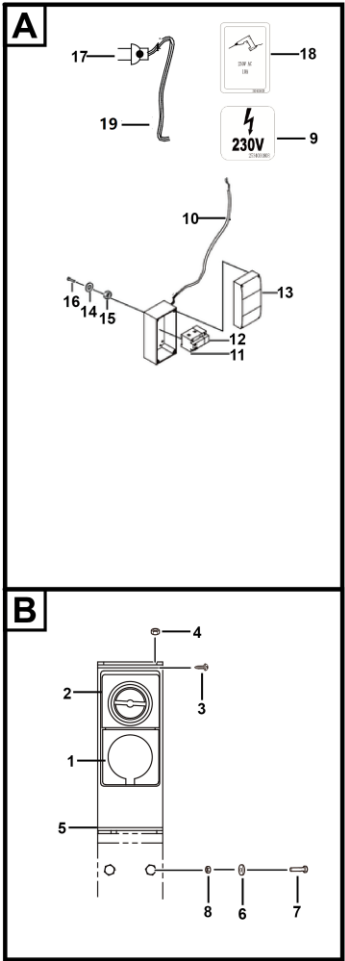
**Chassis electrical assembly**

Key	Part No.	Description	Spare parts Y/N	Qty	Remarks
1	4130000734	Angle sensor sysa	Y	1	
2	4014010416	Screw gb818-m4*10flznyc-8.8-480	Y	6	
3	4015010290	Washer gb97.1-4flznyc-480	Y	14	
4	4130001029	Horn dc12v	Y	1	
5	4011010966	Bolt gb16674-m8*20flznyc-8.8-480	Y	8	
6	4015010283	Washer gb97.1-5flznyc-480	Y	32	
7	25320001344	Forming (stamping, etc.)	Y	4	
8	4130701637	Lower limit switch	Y	4	
9	4011011069	Bolt gb16674-m8*35flznyc-10.9-480	Y	8	
10	4013010396	Nut gb889.1-m8flznyc-10	Y	15	
11	4014010123	Screw gb70.1-m5*40flznyc-8.8-480	Y	8	
12	4013010305	Nut gb889.1-m5flznyc-8-480	Y	16	
13	25320005621	Cushion block, 24*12*10	Y	2	
14	4130702113	Dc power switch 75920-10	Y	1	
15	4015010280	Washer gb97.1-8flznyc-480	Y	23	
16	4130000059	Battery 6-qw-120b	Y	1	
17	25320001381	Weldment, locking angle steel,	Y	1	
18	25320001321	Threaded rod, m8	Y	2	
19	4013010304	Nut gb6170-m4flznyc-8-480	Y	4	
20	4130001028	Operating indicator lte5051-12v	Y	2	
21	25320000192	Housing, operating indicator	Y	2	
22	4014010121	Screw gb818-m4*20flznyc-4.8-480	Y	4	

**Chassis electrical assembly**



Electric assembly



M3300-2533001180.S1A

Key	Part No.	Description	Spare parts Y/N	Qty	Remarks
1	4130702374	Device plug	Y	1	
2	4019010267	Waterproof fitting 467315-m25	Y	3	
3	4014010450	Screw gb818-m6*25flznyc-4.8	Y	4	
4	4013010300	Nut gb889.1-m6flznyc-8-480	Y	4	
5	25330011972	Plate	Y	1	
6	4015010280	Washer gb97.1-8flznyc-480	Y	8	
7	4011010743	Bolt gb5783-m8*25flznyc-8.8-480	Y	4	
8	4013010314	Nut gb6185-m8flznyc-8	Y	4	
9	25340018031	Label - warning, power to platform	N	1	
10	25330011951	Wire	Y	1	
11	4130701801	Circuit breaker ic65n	Y	1	
12	4130701802	Residual current operated protective accessory vigi ic65	Y	1	
13	4130701803	Fuse box 56cb1-4n	Y	1	
14	4015010283	Washer gb97.1-5flznyc-480	Y	8	
15	4013010305	Nut gb889.1-m5flznyc-8-480	Y	8	
16	4014010424	Screw gb818-m5*25flznyc-8-480	Y	8	
17	25330011922	Wire	Y	1	
18	25340000381	Decal-rated voltage	N	1	
19	25330003432	Power cable	Y	1	

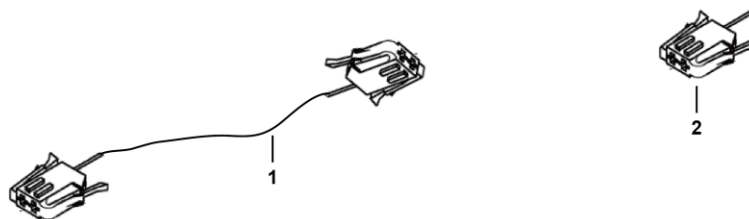


# **O GPS SYSTEM**



**LINGONG GROUP JINAN HEAVY MACHINERY CO., LTD.**

## Gps



O3600-2536000182



